

糖智药业

电话:华东区:13658392159 (刘经理)

华南区:15627865739 (王经理)

邮箱:sale@glycogene.com

官网:www.glycogene.com

地址:武汉市东湖新技术开发区高科园三路9号武汉精准医疗产业基地3栋10楼



V1.1



糖智官网



公众号

糖科学产品目录



公司简介 >>>

糖智药业是一家专注于核苷、核苷酸、亚磷酰胺单体及糖科学系列产品研发与生产的高新技术企业。依托于自主建立的化学酶法合成生物学平台，致力于向海内外客户提供修饰性核苷、核苷酸、糖及其衍生物的核心原料与技术方案，持续为核酸产业创新发展提供助力。

糖智药业由一批糖科学专家、国内酶定向进化专业团队及核酸原料药产业团队共同创办，在武汉和青岛设有研发/生产基地，拥有生物合成、有机合成等多种技术平台，在青岛建有现代化GMP级生产基地。

公司特色产品主要包括：核苷及其衍生物、核苷酸(dNTP、NTP及其衍生物)、帽子类似物、亚磷酰胺单体、糖核苷酸、糖脂、糖工具酶等多个品类；糖智药业同时为客户提供定制产品服务。

公司自成立以来，坚持走科技创新发展道路，以市场需求为导向，积极进行自主研发创新，不断改进产品生产工艺，丰富产品体系，以帮助客户更好地达成目标。

目录


CONTENTS

技术平台

抗体体外糖基化修饰技术	01
抗体药物偶联技术	03
蛋白表达技术服务	05

糖科学产品

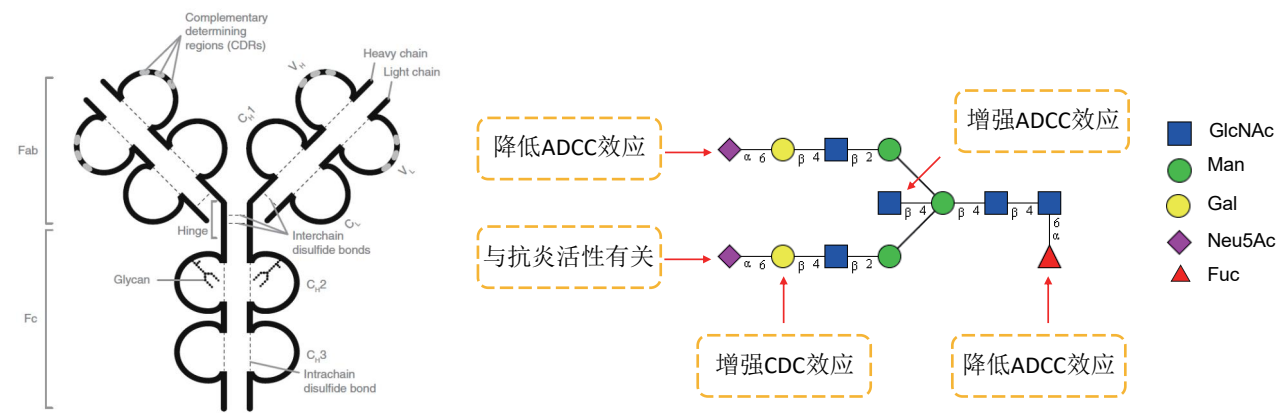
单糖	10
糖核苷酸	12
寡糖	21
化学修饰糖	49
糖脂及其衍生物	65
SGP及糖衍生物	189
糖酶	199



抗体体外糖基化修饰技术 >>>

背景介绍

目前为止，市场上销售的单克隆抗体药物主要为IgG类型，IgG的Fc区297位天冬酰胺被糖基化，连接的糖链不同导致抗体具有不同的糖型。抗体糖型的不同会导致单抗的免疫原性、生物活性、药物动力学等的不同。



IgG抗体的结构

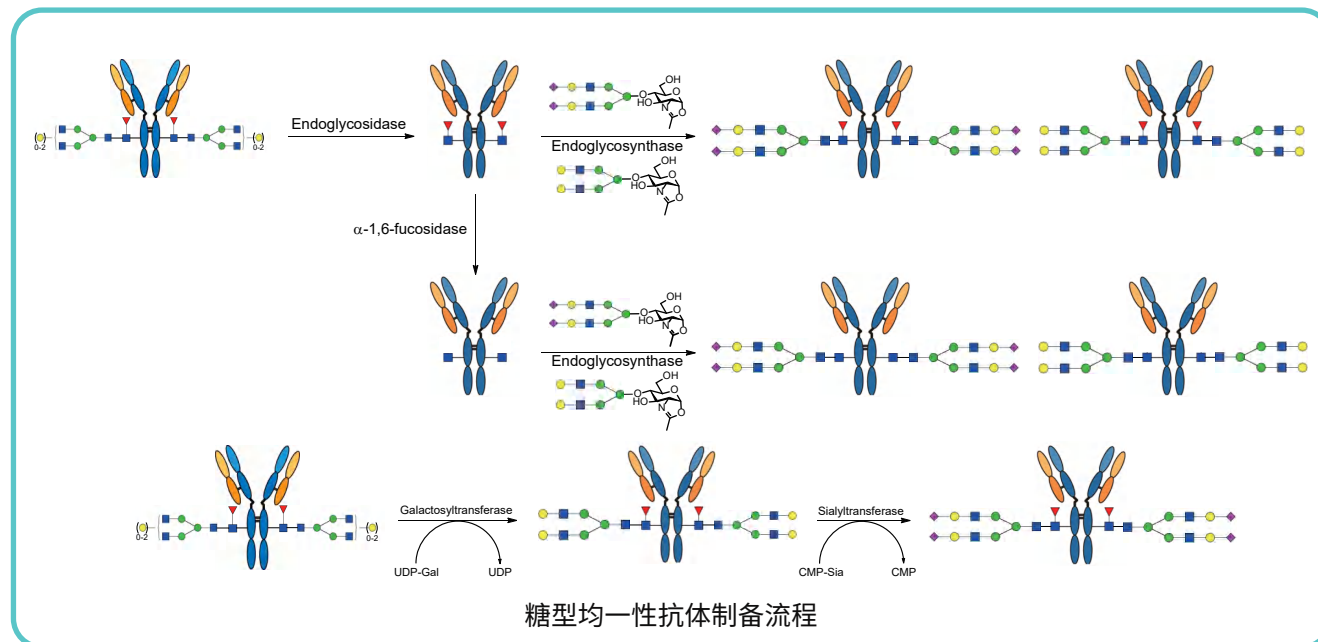
Cell Mol Life Sci, 2017, 74, 837-847; Sci Rep, 2016, 6, 36964

我们的产品

Endoglycosidase	Sugar modifying enzyme	Activated glycosyl donor
Endo-A	Neuraminidase	GDP-Fuc
Endo-M	PNGase F	UDP-Gal
Endo-S	GalT	CMP-Neu5Ac
Endo-S mutant	SiaT	SGP
Endo-S2 mutant	FucT	Customized glycosyl donors
Antibody Fc glycan remodeling kit		



技术平台



糖型均一性抗体制备流程

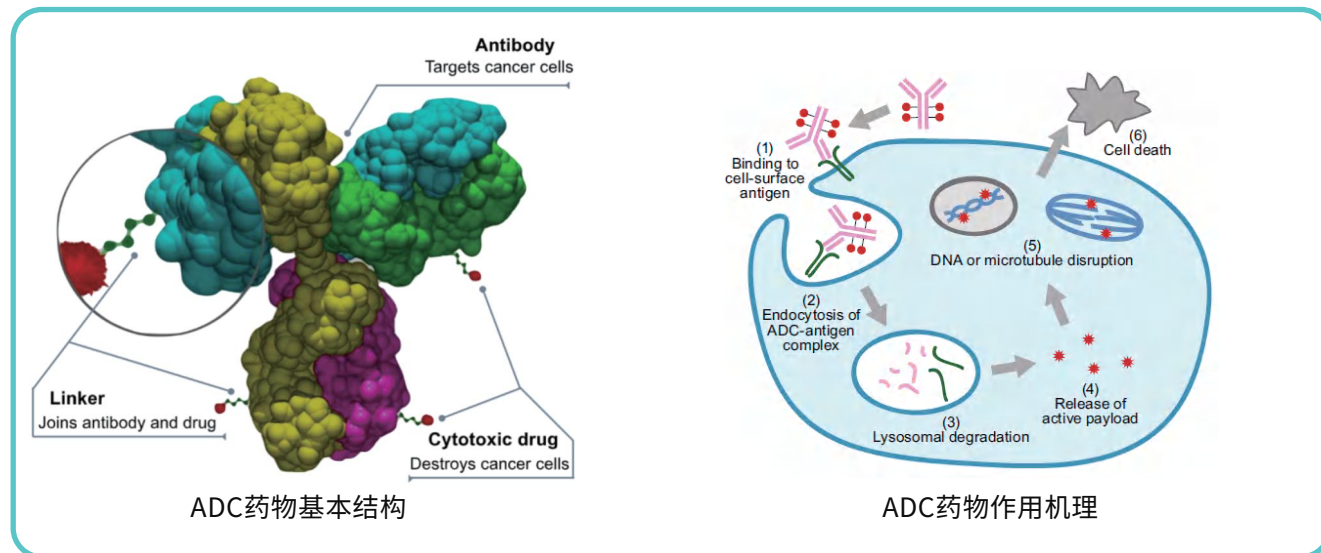
糖智药业通过特定的糖苷酶及转移酶进行修饰可快速高效获得均一性更好的单抗药物

PNAS, 2017, 114, 3485-3490; Bioconjugate Chem, 2014, 25, 510-520

抗体药物偶联技术 >>>

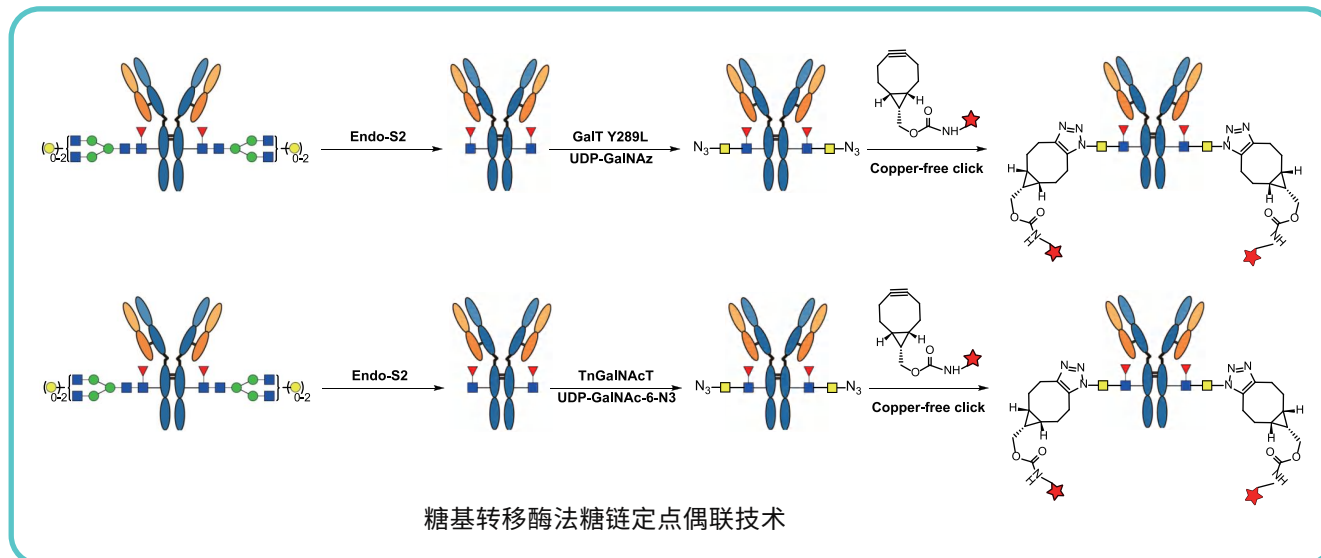
背景介绍

抗体药物偶联物 (Antibody-drug conjugate, ADC) 是将具有靶向作用的抗体与高毒活性的细胞毒药物通过连接子相结合形成的靶向药物。靶点的选择和抗体的质量决定了ADC对肿瘤细胞的亲和力, 连接子的类型决定了药物的稳定性, 化学药物的选择决定了ADC的杀伤力和副作用。

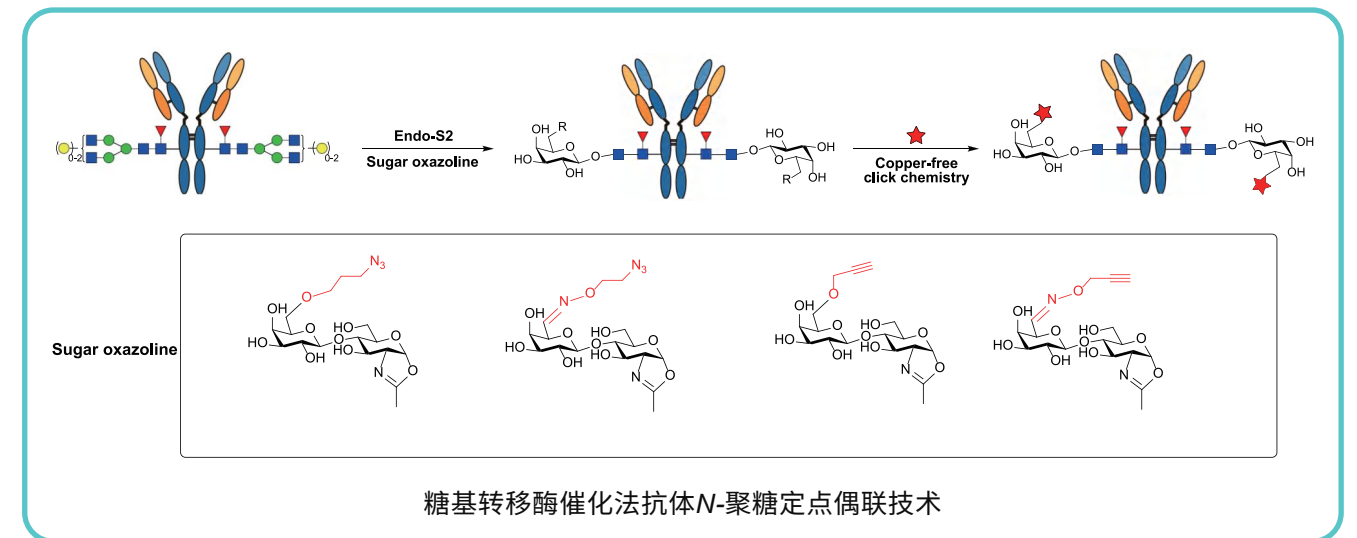


Protein Cell, 2018, 9, 33–46

技术平台



Bioconjug. Chem. 2015, 26, 2233-2242;
Bioconjug. Chem. 2022, 14, e2078466

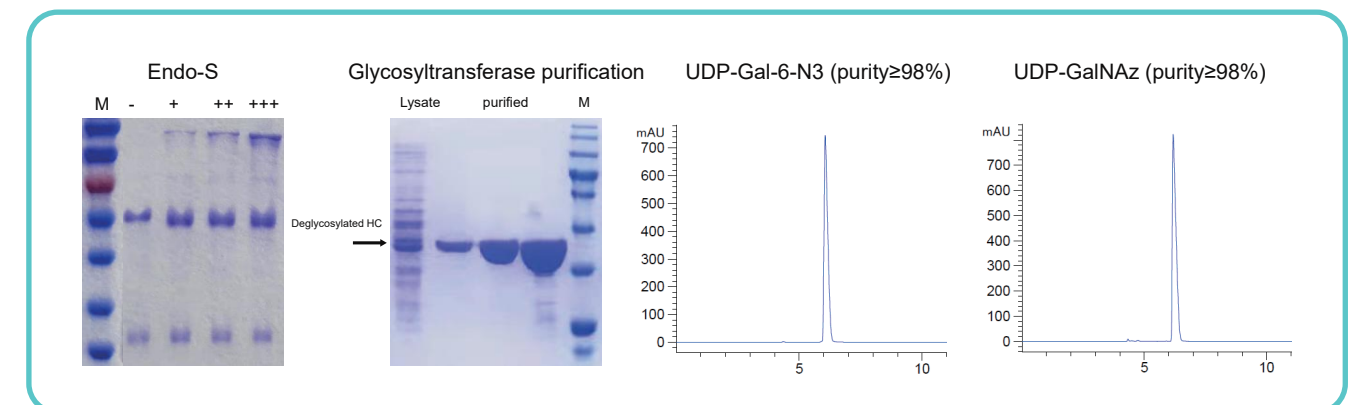


Acta Pharmaceutica Sinica B. 2022, 12, 2417-2428

我们的产品

糖苷酶	糖基转移酶	糖核苷酸供体
Endo-S/S2	GalT	UDP-Gal-6-N3
Endo-S/S2 mutant	TnGalNAcT	UDP-GalNAc-6-N3
SpBgaA	GalT (Y289L)	UDP-GalNAz

定制合成各种LacNAc和N-Glycan衍生物



糖智蛋白表达技术服务 >>>

- 大肠杆菌表达服务
- 杆状病毒-昆虫细胞表达服务
- 毕赤酵母表达服务
- 哺乳动物细胞表达服务

我司拥有大肠杆菌、毕赤酵母、杆状病毒载体-昆虫细胞、哺乳动物细胞等原核及真核蛋白表达技术服务平台,在重组蛋白表达纯化方面,拥有强大的研发生产团队和先进的纯化及检测设备。

现已运用原核和真核表达系统结合多种纯化方式获得了数百种高质量的重组蛋白;我们生产的蛋白已成功应用于酶促合成、疫苗研发、抗体药物开发、免疫检测、诊断试剂开发等众多领域。

服务优势

- 体系完善** 严格的质控体系,技术娴熟的实验人员,完善的生产设施,交付周期短。
- 经验丰富** 丰富的重组蛋白制备经验,包括包涵体蛋白、分泌蛋白、跨膜蛋白等。
- 多规格设备** 从5L到500L各种规格发酵设备,满足客户对不同发酵体积,不同表达系统的科研、生产需求。
- GMP体系** 具备GMP-like生产车间,拥有齐全的生产、分离纯化、检测等设备,从原料、生产、包装运输和质量控制等方面严格按照法规要求进行管理,保障产品质量。
- 配套服务** 可提供与发酵工艺相配套的下游工艺研发、优化、放大服务。
- 一站式服务** 可提供从基因优化合成、蛋白表达、发酵、纯化、质控的一站式技术服务,节约客户宝贵时间和成本。
- 项目可追踪** 定期汇报机制将保证您远程了解实验进展,项目透明化。



大肠杆菌表达服务

- 大肠杆菌表达系统具有遗传背景清楚,目的基因表达水平高,培养周期短,抗污染能力强等特点;
- 可以表达可溶性蛋白、包涵体蛋白、融合蛋白等;
- 可以实现His、GST、MBP等多种标签融合表达;
- 纯化蛋白经过SDS-PAGE、Western-blot等检测,可提供详细表达纯化条件和实验数据;
- 最快8个工作日交付。

服务项目	周期	交付结果
基因合成和表达载体构建	5-8个工作日 (800-1000 bp), 大于1kb序列依据基因合成的时间而定	测序报告
蛋白表达、纯化及检测	3-7个工作日	重组质粒及1mg纯化蛋白, 提供技术服务报告

毕赤酵母表达服务

- 毕赤酵母在表达产物的加工、外分泌、翻译后修饰等方面具有明显的优势;
- 经济高效,培养条件要求不高,适宜工业放大;
- 交付周期5-6周。

服务项目	周期	交付结果	周期
基因克隆	基因合成和表达载体构建	基因合成测序报告	2周
酵母表达菌株筛选	质粒的提取和线性化	核酸电泳图片、Western Blot杂交图	2-3周
	电转化至适宜的酵母宿主		
	阳性菌株筛选		
蛋白表达、纯化及检测	蛋白表达、纯化及SDS-PAGE检测	重组质粒及1mg纯化蛋白, 提供技术服务报告	1周

杆状病毒载体-昆虫细胞表达服务

- 具有高效的表达能力,安全,易操作;
- 属于真核表达系统,具有较大的基因组,能够容纳较大的外源基因;
- 得到的重组病毒易于筛选,并且具有完备的翻译后修饰系统;
- 表达产物活性较高;
- 交付周期6-7周。

服务项目	实验内容	交付内容	周期
基因克隆	基因合成和重组表达质粒的构建	基因合成测序报告	2周
高滴度毒液的获得	1.重组杆状病毒质粒转染昆虫细胞; 2.获得高滴度的病毒贮液。	Western Blot检测结果	2周
扩大培养及蛋白表达、纯化和检测	1.高滴度的病毒贮液再次感染昆虫细胞; 2.表达产物SDS-PAGE及Western Blot检测; 3.蛋白纯化及SDS-PAGE检测。	重组质粒、高滴度毒液及>100 μg纯化蛋白,提供技术服务报告	2-3周

哺乳动物细胞表达服务

- 表达产物在分子结构、理化性质和生物学功能方面最接近于天然蛋白质分子;
- 哺乳动物细胞能以悬浮培养或在无血清的培养基中达到高密度培养;
- 能够指导蛋白的正确折叠,具有复杂的N-糖基化和O-糖基化等多种翻译后修饰;
- 最快交付周期4-5周。

服务项目	实验内容	交付内容	周期
基因克隆	基因合成和重组表达质粒的构建	基因合成测序报告	2周
细胞瞬时转染及蛋白表达、纯化和检测	1.细胞的传代培养及转染; 2.表达产物SDS-PAGE电泳及Western Blot检测; 3.蛋白纯化及SDS-PAGE检测。	重组质粒及>100 μg纯化蛋白,提供技术服务报告	2-3周
细胞稳定转染及蛋白表达、纯化和检测	1.细胞的传代培养及转染; 2.转染后利用抗生素筛选,建立稳定表达细胞系; 3.蛋白纯化及SDS-PAGE检测。	重组质粒、稳定表达的细胞株及>100 μg纯化蛋白,提供技术服务报告	3-5个月

蛋白大规模制备

- 糖智药业具有成熟的蛋白发酵表达技术和蛋白纯化技术,拥有5L、15L、50L、100L和500L的发酵罐,可满足不同的产量要求。
- 可实现野生型和重组型菌株高密度发酵,重组菌株大规模发酵包括原核表达系统和酵母表达系统。
- 糖智还能实现大规模蛋白的纯化,纯化方法包括亲和层析、离子交换、分子筛和疏水层析等,拥有完整的AKTA纯化系统,高效控制纯化过程。
- 配套有完善的质量体系,可以实现GMP级蛋白的生产。

服务项目	原核重组表达系统	酵母表达系统
高密度发酵技术服务	5L, 100L、500L各种发酵规模,产率高达150g菌泥/L	5L、15L、100L、500L等各种发酵规模,分泌和胞内表达多种表达方式
大规模蛋白纯化服务	1.提供重组蛋白(纯度≥98%)和部分纯化的重组蛋白(纯度≥70%) 2.提供百克级的纯化蛋白	1.提供重组蛋白(纯度≥95%)和部分纯化重组蛋白(纯度≥70%)
从种子建立到中试放大等全套CDMO技术服务	1.GMP条件下种子库建库 2.小试工艺研发,中试放大工艺优化 3.GMP条件下蛋白的生产,中试三批、方法学开发和验证	1.酵母工程菌株的筛选及发酵条件优化; 2.种子库建立; 3.中试生产和放大,方法学开发和验证。



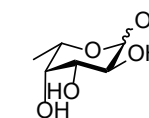
糖类化合物分类导引

分类	产品编号
单糖	GD-0001
糖核苷酸	SN-1001
二糖	GO-0001
麦芽寡糖	GO-0001
人乳寡糖	GO-2001
血型寡糖	GO-4001
含叠氮基团的糖	GS-0001
含炔基的糖	GS-1001
唾液酸衍生物	GS-2001
含磷的糖	GS-3001
其他	GS-4001
修饰寡糖	GSO-5001
糖脂前体(含-sph)	GL-0001
单糖脂	GL-1001
Lac+nLac	GL-2001
Globo+iGlobo	GL-2301
Gangi	GL-2101
硫苷脂	GSLA-0001
生物素修饰糖脂	GSLA-1001
糖肽	GP-1001
糖氨基酸	GPN-0001; GPO-0001
N糖	GN-3001
恶唑啉修饰N糖	GNA-0001

单糖 >>>

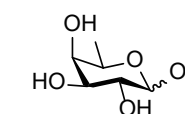
GD-0001 L-fucose

M.F.: $C_6H_{12}O_5$
M.W.: 164.16
CAS No.: 6696-41-9 / 2438-80-4
Package: mg to kg



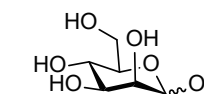
GD-0002 D-fucose

M.F.: $C_6H_{12}O_5$
M.W.: 164.16
CAS No.: 3615-37-0
Package: mg to kg



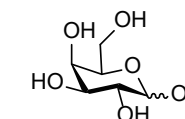
GD-0003 D-mannose

M.F.: $C_6H_{12}O_6$
M.W.: 180.16
CAS No.: 3458-28-4
Package: mg to kg



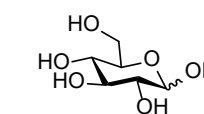
GD-0004 D-galactose

M.F.: $C_6H_{12}O_6$
M.W.: 180.16
CAS No.: 59-23-4
Package: mg to kg



GD-0005 D-glucose

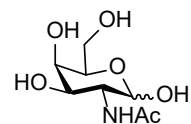
M.F.: $C_6H_{12}O_6$
M.W.: 180.16
CAS No.: 50-99-7
Package: mg to kg



单糖

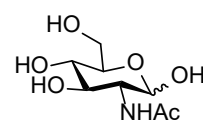
GD-0006 GalNAc

M.F.: $C_8H_{15}NO_6$
M.W.: 221.21
CAS No.: 1811-31-0
Package: mg to kg



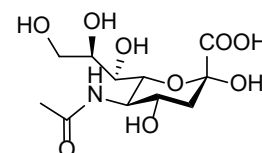
GD-0007 GlcNAc

M.F.: $C_8H_{15}NO_6$
M.W.: 221.21
CAS No.: 10036-64-3 / 7512-17-6
Package: mg to kg



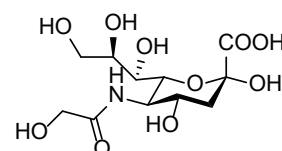
GD-0008 Neu5Ac

M.F.: $C_{11}H_{19}NO_9$
M.W.: 309.27
CAS No.: 131-48-6
Package: mg to kg



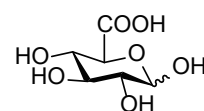
GD-0009 Neu5Gc

M.F.: $C_{11}H_{19}NO_{10}$
M.W.: 325.27
CAS No.: 1113-83-3
Package: mg to kg



GD-0010 D-GlcA

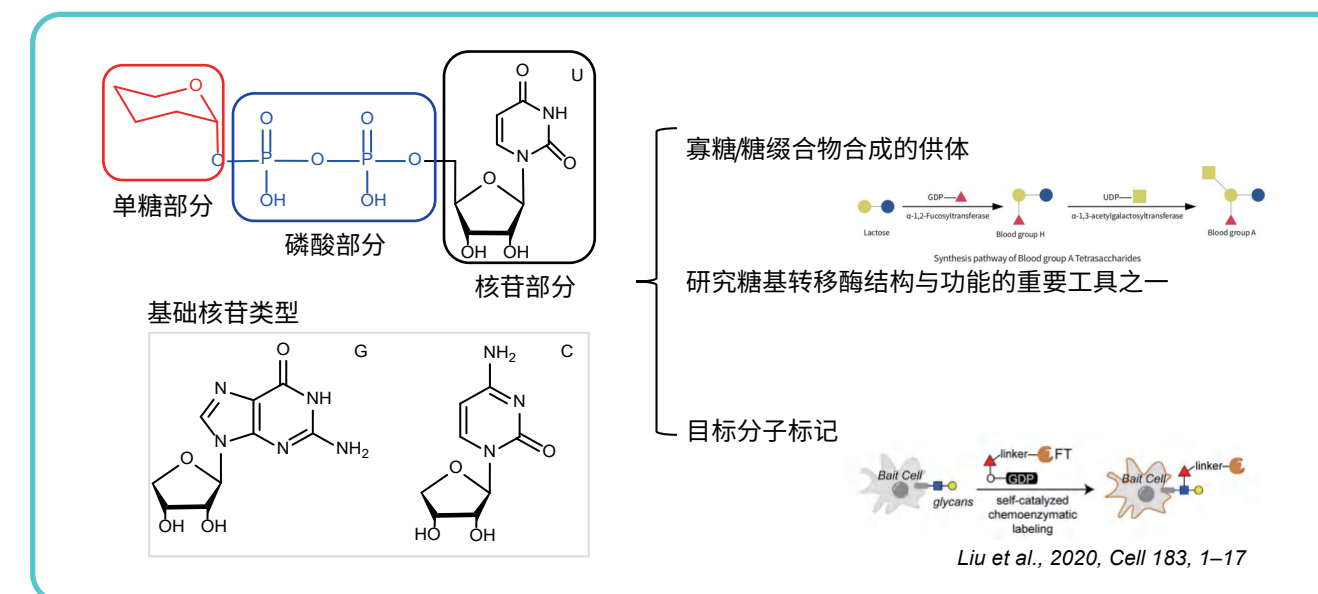
M.F.: $C_6H_{10}O_7$
M.W.: 194.14
CAS No.: 6556-12-3
Package: mg to kg



糖核苷酸

背景介绍

糖核苷酸又叫核苷二磷酸或核苷一磷酸与不同单糖异头体羟基形成的衍生物。糖核苷酸分子结构可以分为三部分：糖、二磷酸以及核苷。是糖类合成或相互转换时的活化形式，如UDP-Gal, GDP-Fuc, CMP-SA。

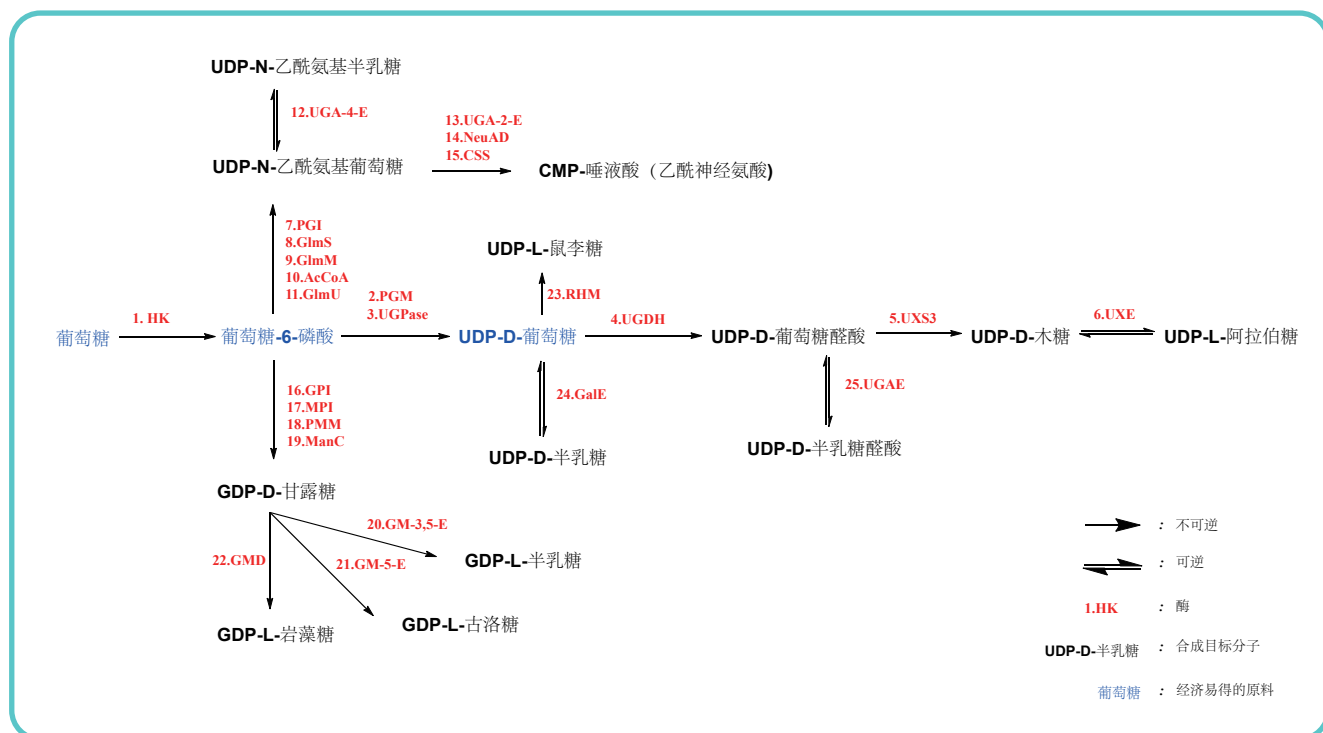


应用领域

在抗生素代谢途径研究中的应用

抗生素在生物、医学以及药学等领域有重要的应用，此类化合物是微生物的次级代谢产物。很多抗生素有一个甚至多个糖基，在其生物活性中起重要作用，故抗生素结构中的糖的生物合成以及糖基化途径是抗生素代谢研究重点之一。

天然产物中的各种糖基在连接到抗生素前大部分都是通过D-葡萄糖1-磷酸-作为起始原料合成的。该化合物被核苷酸化后得到NDP-葡萄糖，然后再经过一系列酶的修饰得到目标 NDP-糖，最终通过糖基转移酶与抗生素骨架连上。在整个过程中酶的底物都是糖核苷酸类化合物，所以研究糖的合成过程也需要各种中间体的糖核苷酸。



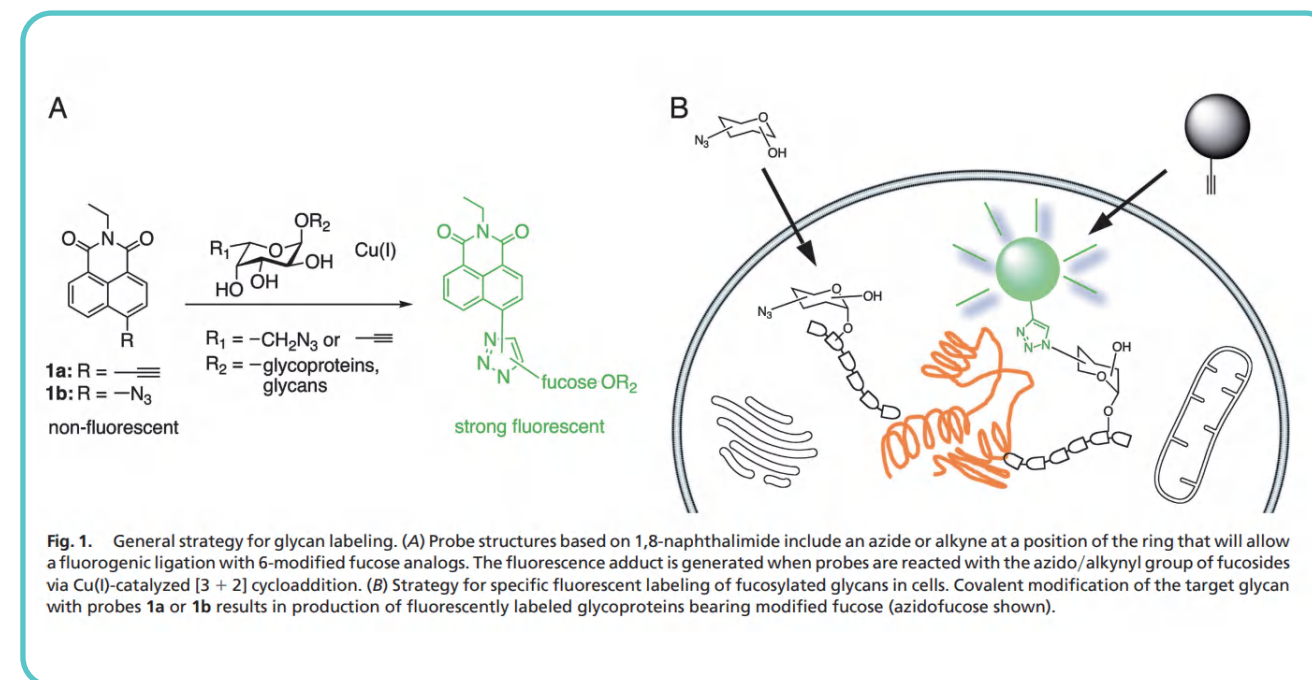
在糖基转移酶生物化学研究中的应用

作为糖基转移酶的天然底物，糖核苷酸类化合物自然是研究糖基转移酶结构与功能的重要工具之一。传统观点认为糖基转移酶催化功能仅是将活化的糖基转移到目标分子上，发现了糖基转移酶的新功能。还发现一种糖基转移酶在胸苷三磷酸(TTP)的存在下能够将抗生素上的糖基水解下来，类似于糖基化的逆反应。而且这个酶的耐受性比较好，能催化将多种糖核苷酸上的糖基连接到抗生素骨架上。基于上述两点，成功的发现了糖和抗生素骨架的置换反应，从而为抗生素换上新的糖基以及各种抗生素之间交换糖基提供了一种策略[*]。

作为探针在生物机理研究中的应用

点击化学在生物机理方面的研究发挥越来越重要的作用，此类方法主要是通过基团修饰生化分子，然后在原位通过点击化学将目标分子标记，从而进行机理研究[*]。在糖核苷酸类化合物中也有相关应用。

随着更多糖基化功能的发现与应用，各种关于糖的生物合成、糖基转移酶以及糖基化意义等的研究会越来越多。糖核苷酸作为此领域多种酶的天然底物，在生物化学和化学生物学中将发挥越来越重要的作用。



Reference:

[*] Sawa M, et al. Proceedings of the National Academy of Sciences, 2006, 103(33):12371-12376.

[*] Marchesan S, et al. Chemical Communications, 2008, 36(36):4321-4323.

糖核苷酸

SN-1001 CMP-Neu5Ac.2Na

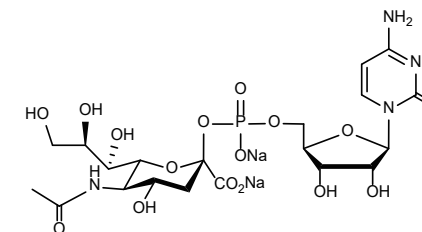
Purity: 85%

M.F.: $C_{20}H_{29}N_4Na_2O_{16}P$

M.W.: 658.42

CAS No.: 3063-71-6

Package: 50 mg, 100 mg, 200 mg, 500 mg, 1 g



SN-1002 CMP-Neu5Gc.2Na

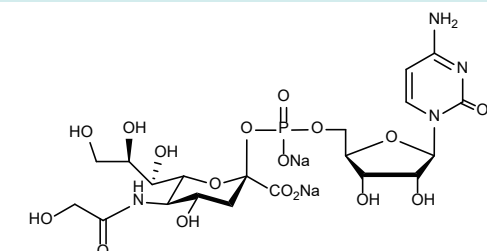
Purity: 90%

M.F.: $C_{20}H_{29}N_4Na_2O_{17}P$

M.W.: 674.42

CAS No.: 98300-80-2

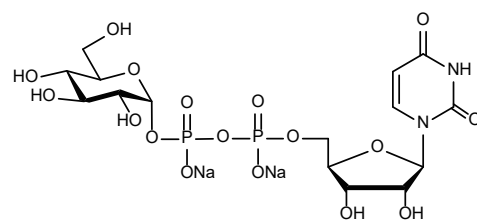
Package: 50 mg, 100 mg, 200 mg, 500 mg, 1 g



糖核苷酸

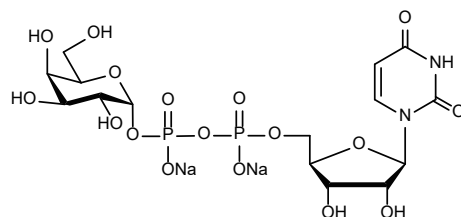
SN-1003 UDP-Glc.2Na

Purity: 98%
 M.F.: $C_{15}H_{22}N_2Na_2O_{17}P_2$
 M.W.: 610.27
 CAS No.: 117756-22-6
 Package: mg to kg



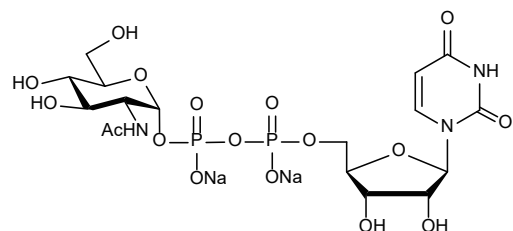
SN-1004 UDP-Gal.2Na

Purity: 98%
 M.F.: $C_{15}H_{22}N_2Na_2O_{17}P_2$
 M.W.: 610.27
 CAS No.: 137868-52-1
 Package: mg to kg



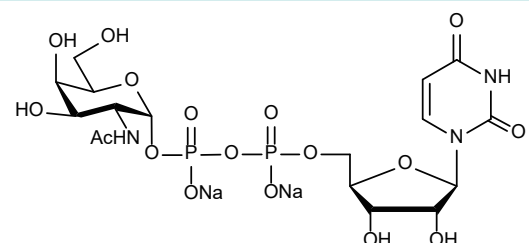
SN-1005 UDP-GlcNAc.2Na

Purity: 98%
 M.F.: $C_{17}H_{25}N_3Na_2O_{17}P_2$
 M.W.: 651.32
 CAS No.: 91183-98-1
 Package: mg to kg



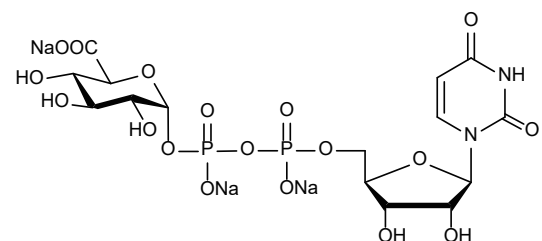
SN-1006 UDP-GalNAc.2Na

Purity: 98%
 M.F.: $C_{17}H_{25}N_3Na_2O_{17}P_2$
 M.W.: 651.32
 CAS No.: 108320-87-2
 Package: mg to kg



SN-1007 UDP-GlcA.3Na

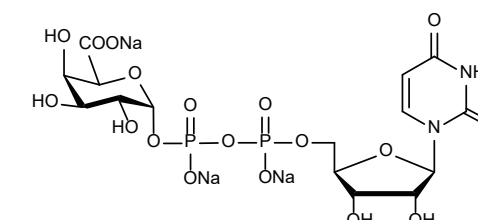
Purity: 98%
 M.F.: $C_{15}H_{19}N_2Na_3O_{18}P_2$
 M.W.: 646.23
 CAS No.: 67300-19-6
 Package: mg to kg



糖核苷酸

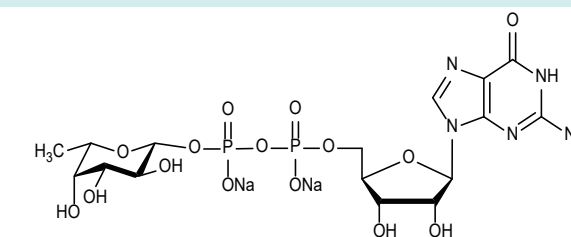
SN-1008 UDP-GalA.3Na

Purity: 98%
 M.F.: $C_{15}H_{19}N_2Na_3O_{18}P_2$
 M.W.: 646.23
 CAS No.: 148407-07-2
 Package: mg to kg



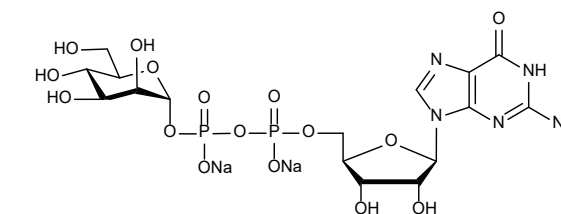
SN-1009 GDP-L-Fuc.2Na

Purity: 98%
 M.F.: $C_{16}H_{23}N_5Na_2O_{15}P_2$
 M.W.: 633.31
 CAS No.: 15839-70-0
 Package: mg to kg



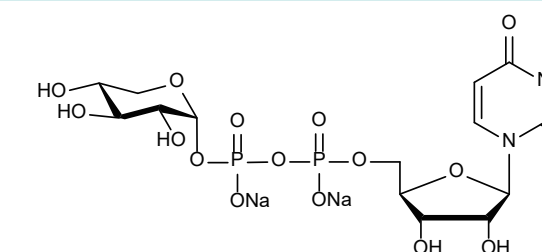
SN-1010 GDP-D-Man.2Na

Purity: 98%
 M.F.: $C_{16}H_{23}N_5Na_2O_{16}P_2$
 M.W.: 649.31
 CAS No.: 103301-73-1
 Package: mg to kg



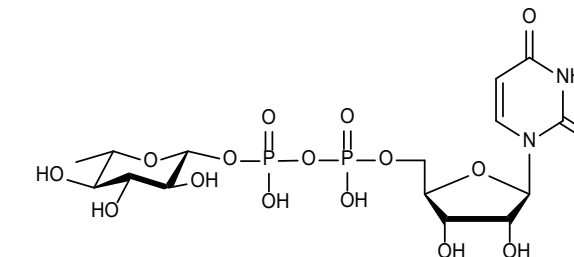
SN-1011 UDP-Xyl.2Na

Purity: 98%
 M.F.: $C_{14}H_{21}N_2Na_2O_{16}P_2$
 M.W.: 558.26
 CAS No.: 108320-89-4
 Package: mg to kg



SN-1012 UDP-β-L-Rhamnose

Purity: 95%
 M.F.: $C_{15}H_{24}N_2O_{16}P_2$
 M.W.: 550.30
 CAS No.: 1955-26-6
 Package: mg to kg



糖核苷酸

SN-1013	UDP-β-L-Ara.2Na	<p>Purity: 95%</p> <p>M.F.: $C_{14}H_{20}N_2Na_2O_{16}P_2$</p> <p>M.W.: 580.24</p> <p>CAS No.: 15839-78-8</p> <p>Package: 10 mg, 20 mg, 50 mg, 1 g</p>	
SN-1014	GDP-6-deoxy-β-d-talose.2Na	<p>Purity: 98%</p> <p>M.F.: $C_{16}H_{23}N_5Na_2O_{15}P_2$</p> <p>M.W.: 633.31</p> <p>CAS No.: N/A</p> <p>Package: 100 mg, 200 mg, 500 mg, 1 g</p>	
SN-1015	UDP-GlcNAz.2Na	<p>Purity: 98%</p> <p>M.F.: $C_{17}H_{24}N_6Na_2O_{17}P_2$</p> <p>M.W.: 692.33</p> <p>CAS No.: 1611490-64-2</p> <p>Package: mg to kg</p>	
SN-1016	UDP-GalNAz.2Na	<p>Purity: 98%</p> <p>M.F.: $C_{17}H_{24}N_6Na_2O_{17}P_2$</p> <p>M.W.: 692.33</p> <p>CAS No.: 653600-61-4</p> <p>Package: mg to kg</p>	
SN-1017	UDP-6-azido-6-deoxy-D-Glc.2Na	<p>Purity: 95%; 98%</p> <p>M.F.: $C_{15}H_{21}N_5Na_2O_{16}P_2$</p> <p>M.W.: 635.28</p> <p>CAS No.: 537039-67-1</p> <p>Package: 10 mg, 50 mg, 100 mg, 200 mg, 500 mg, 1 g</p>	

糖核苷酸

SN-1018	UDP-6-azido-6-deoxy-D-Gal.2Na	<p>Purity: 95%; 98%</p> <p>M.F.: $C_{15}H_{21}N_5Na_2O_{16}P_2$</p> <p>M.W.: 635.28</p> <p>CAS No.: 868208-96-2</p> <p>Package: 10 mg, 50 mg, 100 mg, 200 mg, 500 mg, 1 g</p>	
SN-1019	UDP-GlcNTFA.2Na	<p>Purity: 95%; 98%</p> <p>M.F.: $C_{17}H_{22}F_3N_3Na_2O_{17}P_2$</p> <p>M.W.: 705.02</p> <p>CAS No.: 1355005-47-8</p> <p>Package: mg to kg</p>	
SN-1020	UDP-GalNTFA.2Na	<p>Purity: 95%; 98%</p> <p>M.F.: $C_{17}H_{22}F_3N_3Na_2O_{17}P_2$</p> <p>M.W.: 705.29</p> <p>CAS No.: N/A</p> <p>Package: mg to kg</p>	
SN-1021	UDP-2-deoxy-Glucose.2Na	<p>Purity: 95%; 98%</p> <p>M.F.: $C_{15}H_{22}N_2Na_2O_{16}P_2$</p> <p>M.W.: 594.27</p> <p>CAS No.: N/A</p> <p>Package: 10 mg, 50 mg, 100 mg, 200 mg, 500 mg, 1 g</p>	
SN-1022	UDP-2-F-Glc.2Na	<p>Purity: 95%; 98%</p> <p>M.F.: $C_{15}H_{21}FN_2Na_2O_{16}P_2$</p> <p>M.W.: 612.26</p> <p>CAS No.: N/A</p> <p>Package: 10 mg, 20 mg, 50 mg, 100 mg</p>	

糖核苷酸

SN-1023 GDP-6-N₃-Fuc.2Na

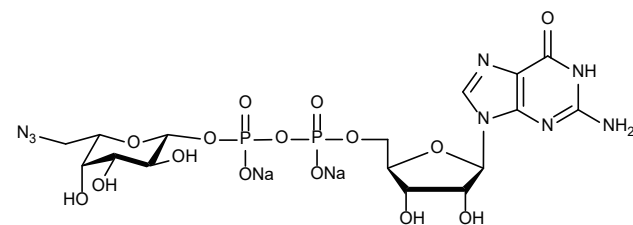
Purity: 98%

M.F.: C₁₆H₂₂N₈Na₂O₁₅P₂

M.W.: 674.32

CAS No.: N/A

Package: mg to kg



SN-1024 GDP-6-Al-Fuc.2Na

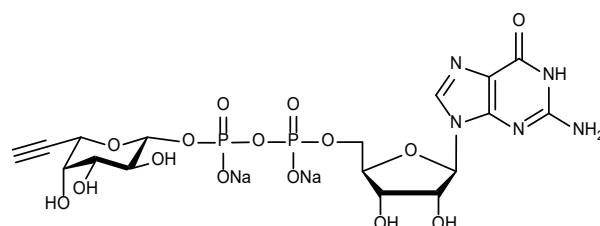
Purity: 98%

M.F.: C₁₇H₂₁N₅Na₂O₁₅P₂

M.W.: 643.30

CAS No.: N/A

Package: mg to kg



SN-1025 ADP-D-Glucose.2Na

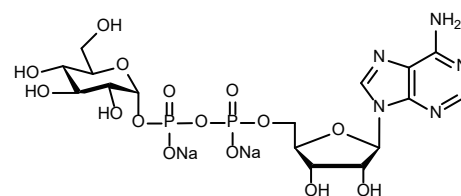
Purity: 95%; 98%

M.F.: C₁₆H₂₃N₅Na₂O₁₅P₂

M.W.: 633.31

CAS No.: N/A

Package: 10 mg, 50 mg, 100 mg, 200 mg, 500 mg, 1 g



SN-1026 ADP-D-Man.2Na

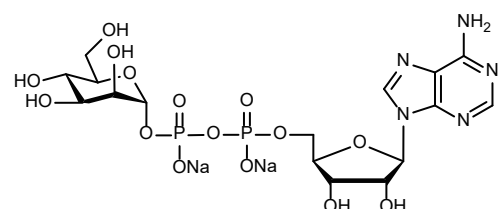
Purity: 95%; 98%

M.F.: C₁₆H₂₃N₅Na₂O₁₅P₂

M.W.: 633.31

CAS No.: N/A

Package: 10 mg, 50 mg, 100 mg, 200 mg, 500 mg, 1 g



SN-1027 dTDP-a-D-Glucose.2Na

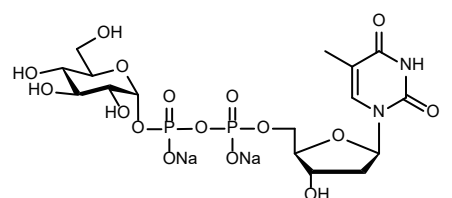
Purity: 95%; 98%

M.F.: C₁₆H₂₄N₂Na₂O₁₆P₂

M.W.: 608.29

CAS No.: 2196-62-5

Package: 10 mg, 50 mg, 100 mg, 200 mg, 500 mg, 1 g



糖核苷酸

SN-1028 UDP-GlcA ammonium salt

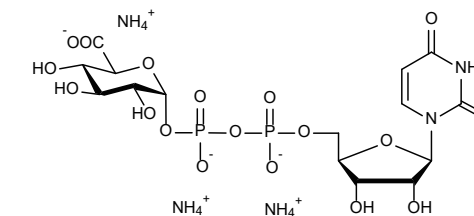
Purity: 98%

M.F.: C₁₅H₃₁N₅O₁₈P₂

M.W.: 631.38

CAS No.: 43195-60-4

Package: mg to kg



SN-1029 UDP-GalNH₂.2Na

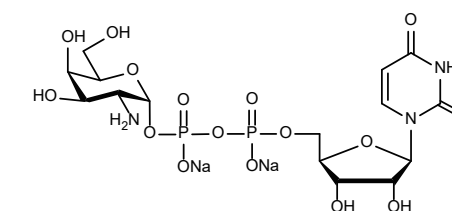
Purity: 98%

M.F.: C₁₅H₂₃N₃Na₂O₁₆P₂

M.W.: 609.28

CAS No.: N/A

Package: mg to kg



SN-1030 UDP-GlcNH₂.2Na

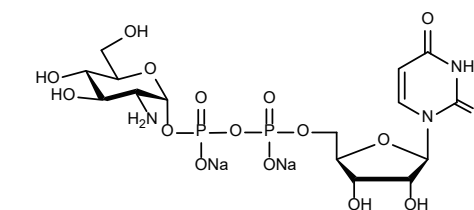
Purity: 98%

M.F.: C₁₅H₂₃N₃Na₂O₁₆P₂

M.W.: 609.28

CAS No.: N/A

Package: mg to kg



SN-1031 UDP-GalNAC-6-N₃.2NH₄⁺

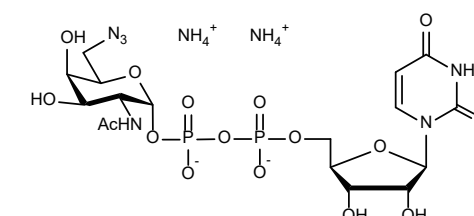
Purity: 98%

M.F.: C₁₇H₃₂N₈O₁₆P₂

M.W.: 666.43

CAS No.: N/A

Package: mg to kg



SN-1032 UDP-GalNAC-6-N₃.2Na

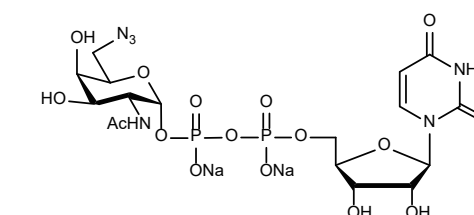
Purity: 98%

M.F.: C₁₇H₂₄N₆Na₂O₁₆P₂

M.W.: 676.33

CAS No.: 2196-62-5

Package: mg to kg



寡糖

背景介绍

寡糖通常由2~10个糖单位通过糖苷键连接而成的碳水化合物，最常见的低聚糖是二糖，亦称双糖，是两个单糖通过糖苷键结合而成的。

天然寡糖的来源与功能：天然存在的低聚糖很少，大多数低聚糖是由多糖水解或酶法合成获得。

应用领域

功能性低聚糖(人乳寡糖为代表)在大健康领域和市场下的研究与应用越来越火热。

很多低聚糖在细胞生命中与蛋白、脂质等组成特异性抗原，参与生命活动，发挥重要的功能。近200多种具有生物活性的寡糖，参与肿瘤免疫途径(细胞粘附、免疫认知、胚胎发生、肿瘤发生、感染...)。该系列包括大量且多样的生物活性低聚糖，如人类血型决定簇(ABH, Lewis, P)和主要糖脂的碳水化合物部分(神经节苷脂，球苷)等[*]。

糖智药业具有化学、酶、合成生物学等多平台，在功能性寡糖合成和分离上具有丰富经验，提供毫克级到公斤级糖产品。

参考文献：

[*]P. Kosma. Anticarbhydrate Antibodies(9).

[*]M. Speir1, et al. Scientific Reports, 2017, 7(1):14273.

二糖

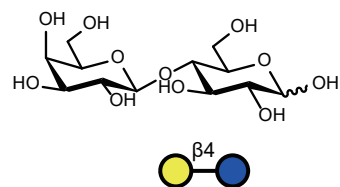
GO-0001 Lactose (Galb1, 4Glc)

M.F.: $C_{12}H_{22}O_{11}$

M.W.: 342.30

CAS No.: 63-42-3

Package: g to kg



二糖

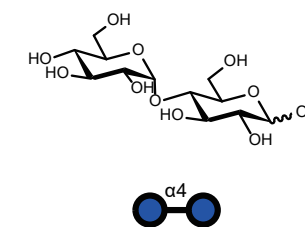
GO-0002 Maltose (Glca1, 4Glc)

M.F.: $C_{12}H_{24}O_{12}$

M.W.: 360.31

CAS No.: 6363-53-7

Package: g to kg



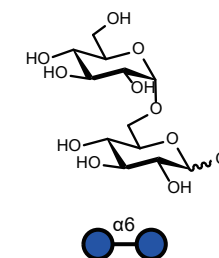
GO-0003 Isomaltose (Glca1, 6Glc)

M.F.: $C_{12}H_{22}O_{11}$

M.W.: 342.30

CAS No.: 499-40-1

Package: g to kg



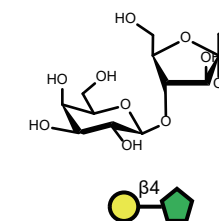
GO-0004 Lactulose (Galb1, 4Fru)

M.F.: $C_{12}H_{22}O_{11}$

M.W.: 342.30

CAS No.: 4618-18-2

Package: g to kg



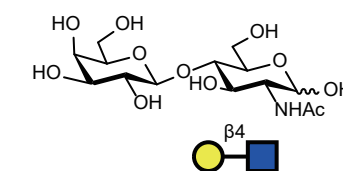
GO-0005 LacNAc(Galb1, 4GlcNAc)

M.F.: $C_{14}H_{25}NO_{11}$

M.W.: 383.35

CAS No.: 32181-59-2

Package: mg to kg



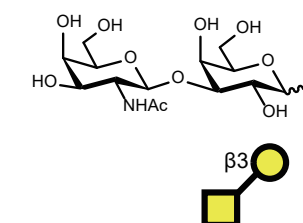
GO-0006 GalNAcb1, 3Gal

M.F.: $C_{14}H_{25}NO_{11}$

M.W.: 383.35

CAS No.: N/A

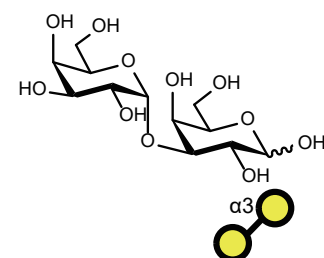
Package: mg to g



二糖

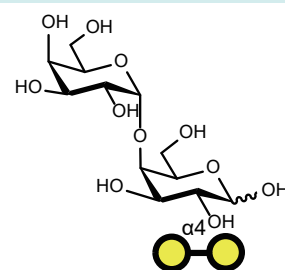
GO-0007 Gala1, 3Gal

M.F.: $C_{12}H_{22}O_{11}$
M.W.: 342.30
CAS No.: 13168-24-6
Package: mg to g



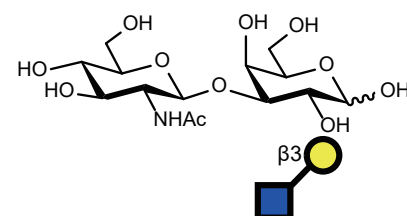
GO-0008 Gala1, 4Gal

M.F.: $C_{12}H_{22}O_{11}$
M.W.: 342.30
CAS No.: 80446-85-1
Package: mg to g



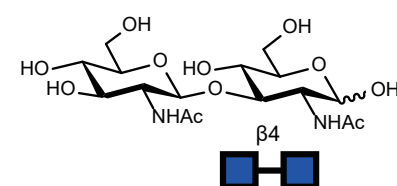
GO-0009 GlcNAc1, 3Gal

M.F.: $C_{14}H_{25}NO_{11}$
M.W.: 383.35
CAS No.: N/A
Package: mg to g



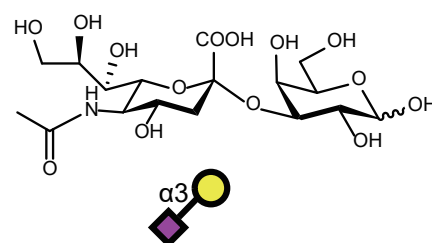
GO-0010 GlcNAc1, 4GlcNAc

M.F.: $C_{16}H_{28}N_2O_{11}$
M.W.: 424.40
CAS No.: 35061-50-8
Package: mg to g



GO-0011 Neu5Aca2, 3Gal

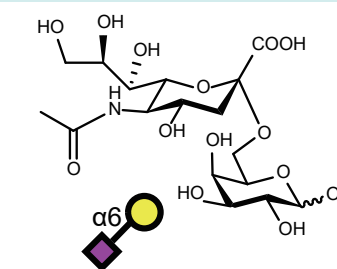
M.F.: $C_{17}H_{29}NO_{14}$
M.W.: 471.41
CAS No.: N/A
Package: mg to g



二糖

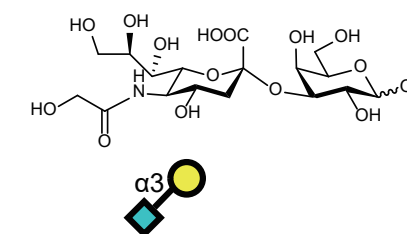
GO-0012 Neu5Aca2, 6Gal

M.F.: $C_{17}H_{29}NO_{14}$
M.W.: 471.41
CAS No.: N/A
Package: mg to g



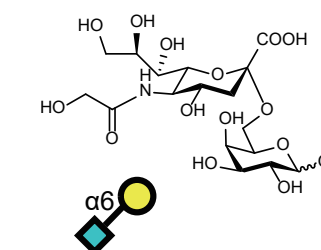
GO-0013 Neu5Gca2, 3Gal

M.F.: $C_{17}H_{29}NO_{15}$
M.W.: 487.41
CAS No.: 499-40-1
Package: mg to g



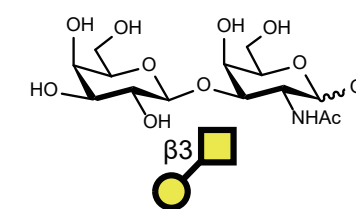
GO-0014 Neu5Gca2, 6Gal

M.F.: $C_{17}H_{29}NO_{15}$
M.W.: 487.41
CAS NO.: N/A
Package: mg to g



GO-0015 Galacto-N-biose(GalNAc1, 3Gal)

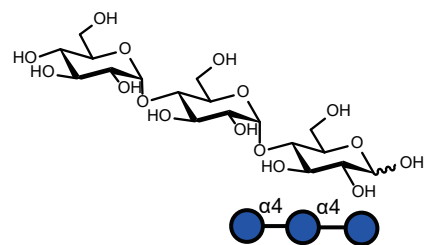
M.F.: $C_{14}H_{25}NO_{11}$
M.W.: 383.35
CAS No.: 20972-29-6
Package: mg to g



麦芽寡糖

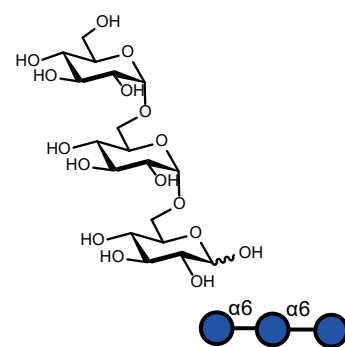
GO-0101 Maltotriose (Glc1, 4Glc1, 4Glc)

M.F.: $C_{18}H_{32}O_{16}$
 M.W.: 504.44
 CAS No.: 1109-28-0
 Package: g to kg



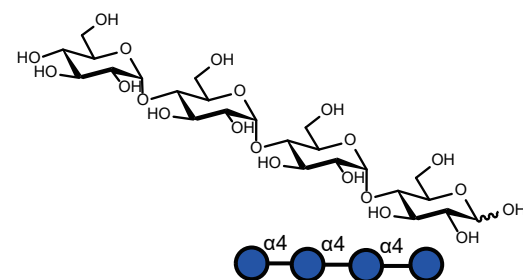
GO-0102 Isomaltotriose (Glc1, 6Glc1, 6Glc)

M.F.: $C_{18}H_{32}O_{16}$
 M.W.: 504.44
 CAS No.: 3371-50-4
 Package: mg to g



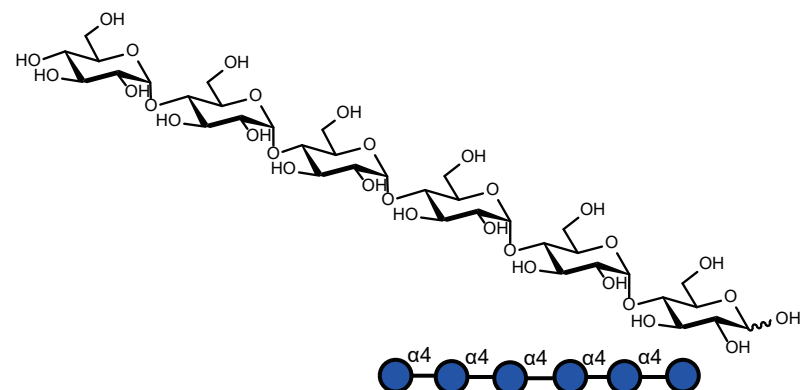
GO-0103 Maltotetraose ((Glc1, 4)₃Glc)

M.F.: $C_{24}H_{42}O_{21}$
 M.W.: 666.58
 CAS No.: 34612-38-9
 Package: mg to g



GO-0104 Maltohexaose ((Glc1, 4)₅Glc)

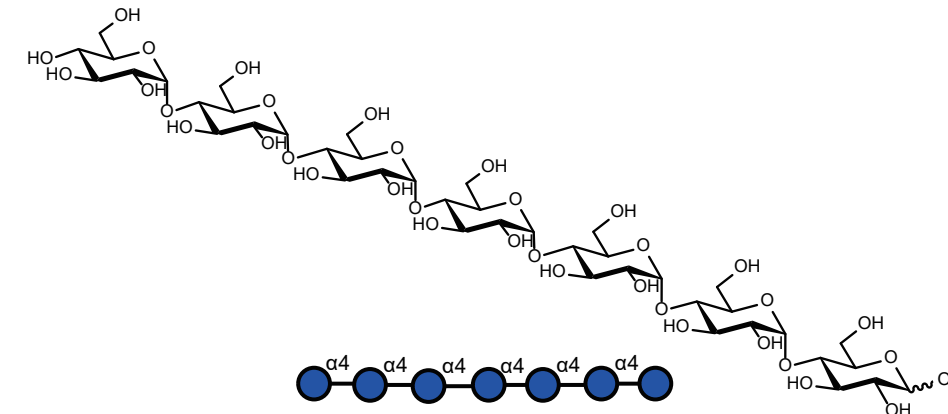
M.F.: $C_{36}H_{62}NO_{31}$
 M.W.: 990.86
 CAS No.: 34620-77-4
 Package: g to kg



麦芽寡糖

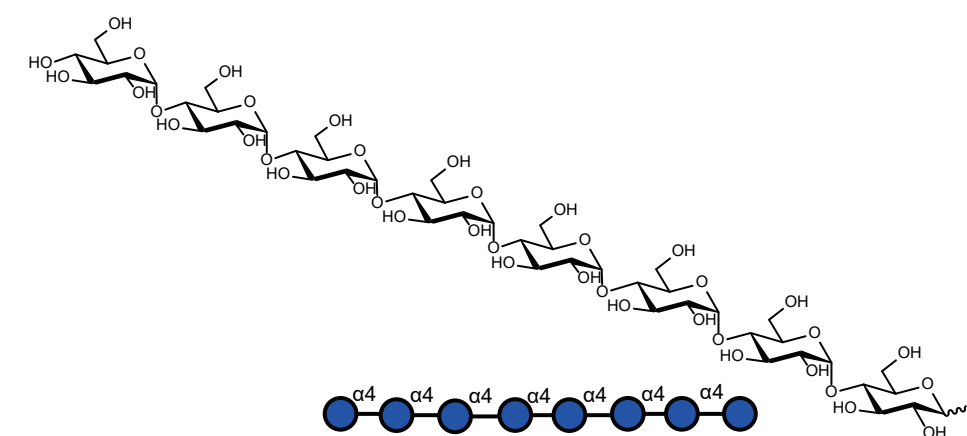
GO-0105 Maltoheptaose ((Glc1, 4)₆Glc)

M.F.: $C_{42}H_{72}O_{36}$
 M.W.: 1153.00
 CAS No.: 34620-78-5
 Package: g to kg



GO-0106 Maltooctaose ((Glc1, 4)₇Glc)

M.F.: $C_{48}H_{82}O_{41}$
 M.W.: 1315.14
 CAS No.: 6156-84-9
 Package: g to kg

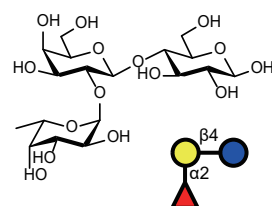


人乳寡糖

人乳低聚糖结构有200多种，其中已确定结构的有30多种。每种结构的人乳寡糖都有独特的功能性。其利于新生儿大脑的发育，充当益生元，支持免疫系统与肠道发展，防止病原体粘附细胞表面，上皮细胞反应调节剂，免疫细胞调节剂，触发细胞保护力；目前已有2'-FL、LNnT、DFL、LNT、3'-SL、6'-SL等产品通过新型食品或GRAS认证并可在配方奶粉、功能饮料功能食品、营养补充剂、特医食品等领域中使用。

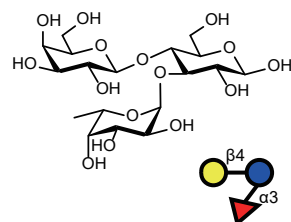
GO-2001 2'FL

M.F.: $C_{18}H_{32}O_{15}$
M.W.: 488.44
CAS No.: 41263-94-9
Package: g to kg



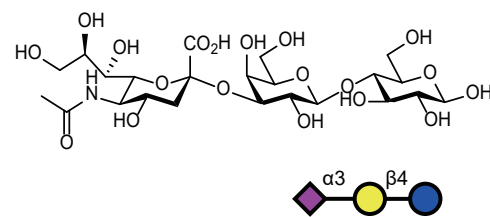
GO-2002 3'FL

M.F.: $C_{18}H_{32}O_{15}$
M.W.: 488.44
CAS No.: 41312-47-4
Package: g to kg



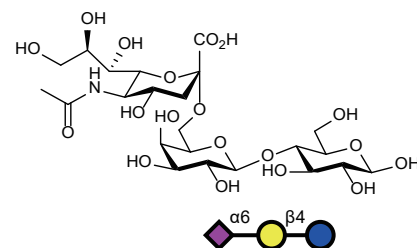
GO-2003 3'SL(GM3)

M.F.: $C_{23}H_{39}NO_{19}$
M.W.: 633.55
CAS No.: 128596-80-5/35890-38-1
Package: g to kg



GO-2004 6'SL

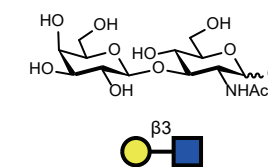
M.F.: $C_{23}H_{39}NO_{19}$
M.W.: 633.55
CAS No.: 35890-39-2
Package: g to kg



人乳寡糖

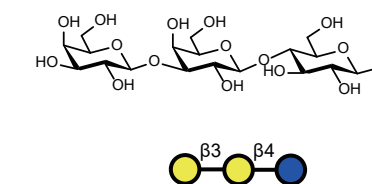
GO-2005 LNB

M.F.: $C_{14}H_{25}NO_{11}$
M.W.: 383.35
CAS No.: 50787-09-2
Package: mg to kg



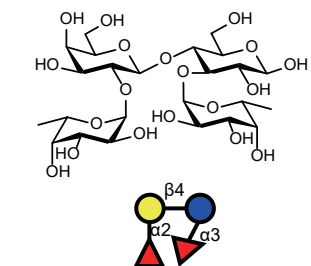
GO-2006 3'GL

M.F.: $C_{18}H_{32}O_{16}$
M.W.: 504.44
CAS No.: 32694-82-9
Package: mg to kg



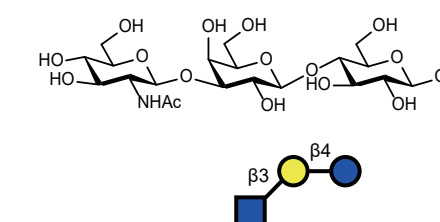
GO-2007 DFL

M.F.: $C_{24}H_{42}O_{19}$
M.W.: 634.58
CAS No.: 20768-11-0
Package: mg to kg



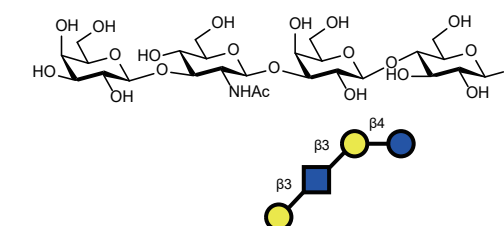
GO-2008 LNT II

M.F.: $C_{20}H_{35}NO_{16}$
M.W.: 545.49
CAS No.: 75645-27-1
Package: mg to kg



GO-2009 LNT

M.F.: $C_{26}H_{46}NO_{21}$
M.W.: 707.63
CAS No.: 14116-68-8
Package: mg to kg



人乳寡糖

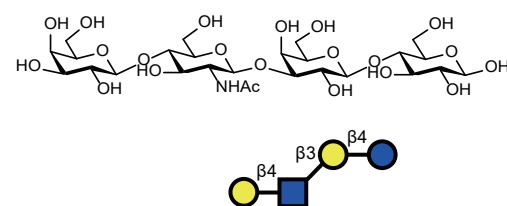
GO-2010 LNnT

M.F.: $C_{26}H_{45}NO_{21}$

M.W.: 707.63

CAS No.: 13007-32-4

Package: mg to kg



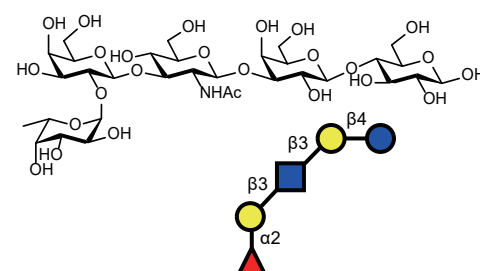
GO-2011 LNFP I

M.F.: $C_{32}H_{55}NO_{25}$

M.W.: 853.77

CAS No.: 7578-25-8

Package: mg to g



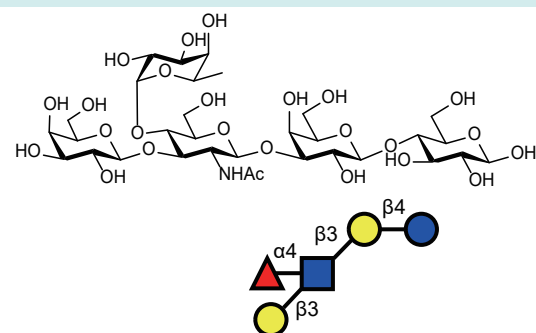
GO-2012 LNFP II

M.F.: $C_{32}H_{55}NO_{25}$

M.W.: 853.77

CAS No.: 21973-23-9

Package: mg to g



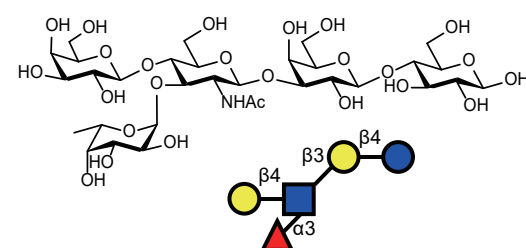
GO-2013 LNFP III

M.F.: $C_{32}H_{55}NO_{25}$

M.W.: 853.77

CAS No.: 25541-09-7

Package: mg to g



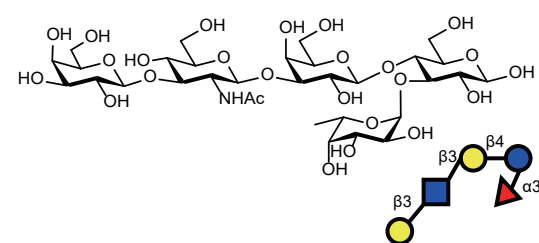
GO-2014 LNFP V

M.F.: $C_{32}H_{55}NO_{25}$

M.W.: 853.77

CAS No.: 60254-64-0

Package: mg to g



人乳寡糖

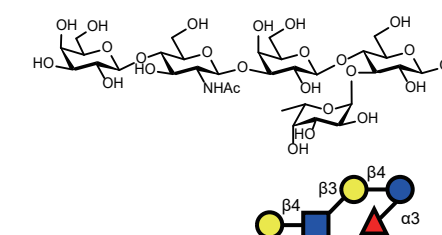
GO-2015 LNFP VI

M.F.: $C_{32}H_{55}NO_{25}$

M.W.: 853.77

CAS No.: 145876-86-4

Package: mg to g



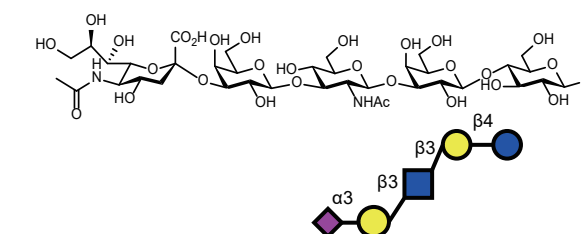
GO-2016 LSTa

M.F.: $C_{37}H_{62}N_2O_{29}$

M.W.: 998.89

CAS No.: 64003-53-8

Package: mg to g



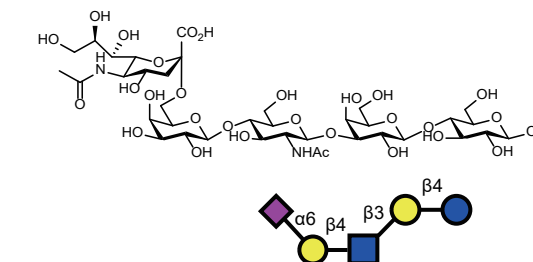
GO-2017 LSTc

M.F.: $C_{37}H_{62}N_2O_{29}$

M.W.: 998.89

CAS No.: 64003-55-0

Package: mg to g



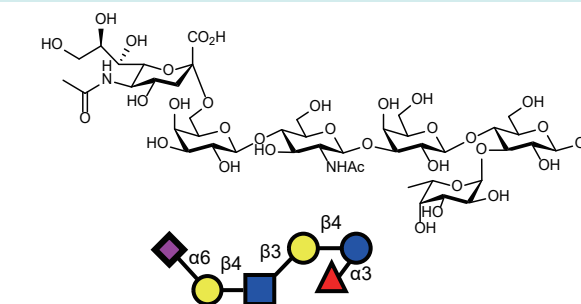
GO-2018 F-LSTc

M.F.: $C_{43}H_{72}N_2O_{33}$

M.W.: 1145.03

CAS No.: N/A

Package: mg to g



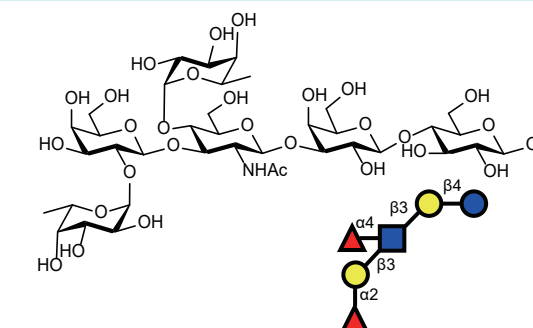
GO-2019 LNDFH I

M.F.: $C_{38}H_{65}NO_{29}$

M.W.: 999.92

CAS No.: 16789-38-1

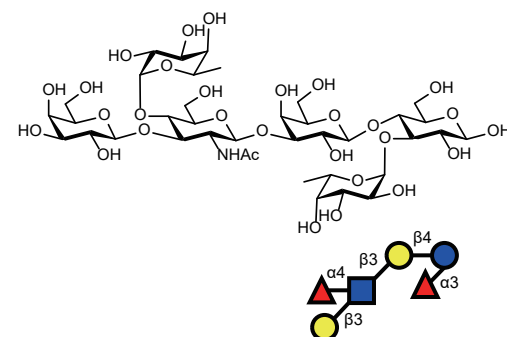
Package: mg to g



人乳寡糖

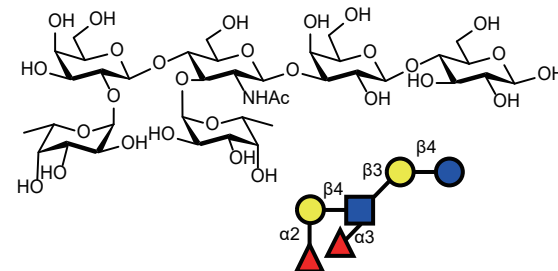
GO-2020 LNDFH II

M.F.: $C_{38}H_{65}NO_{29}$
 M.W.: 999.92
 CAS No.: 62258-12-2
 Package: mg to g



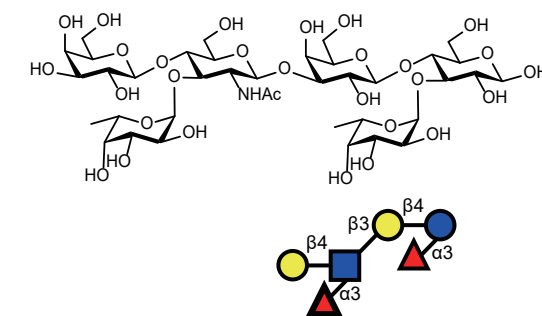
GO-2021 LNnDFH I

M.F.: $C_{38}H_{65}NO_{29}$
 M.W.: 999.92
 CAS No.: 62469-99-2
 Package: mg to g



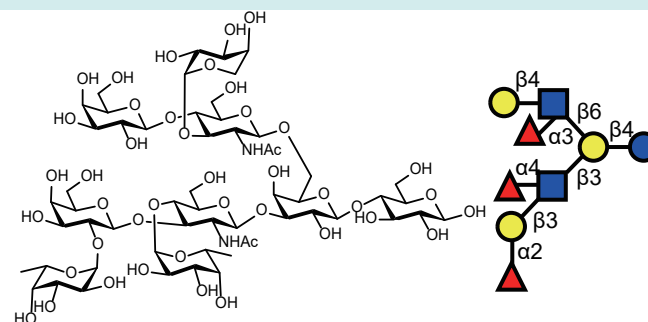
GO-2022 LNnDFH II

M.F.: $C_{38}H_{65}NO_{29}$
 M.W.: 999.92
 CAS No.: N/A
 Package: mg to g



GO-2023 TF-LNH(TFLNH I)

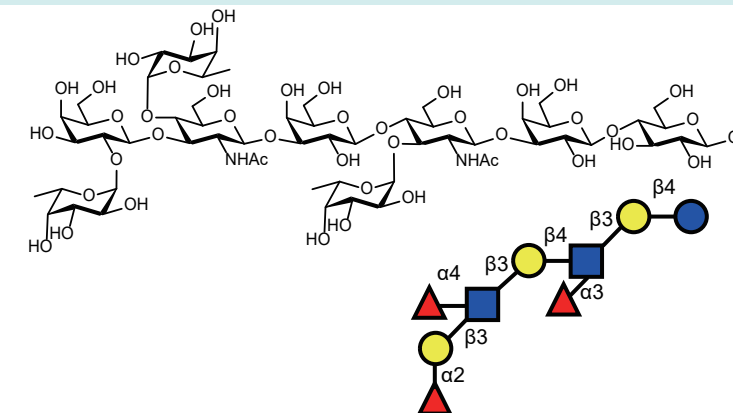
M.F.: $C_{57}H_{96}N_2O_{43}$
 M.W.: 1497.37
 CAS No.: 11688-09-1
 Package: mg to g



人乳寡糖

GO-2024 TF-pLNH I

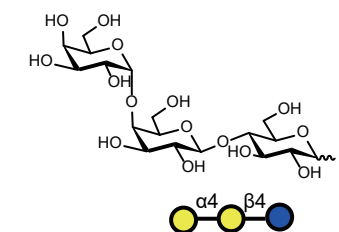
M.F.: $C_{58}H_{98}N_2O_{43}$
 M.W.: 1511.39
 CAS No.: 120864-60-0
 Package: mg to g



其他寡糖

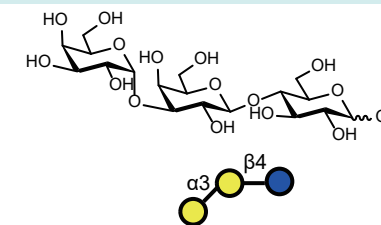
GO-3001 Gala1, 4Galb1, 4Glc

M.F.: $C_{18}H_{32}O_{16}$
 M.W.: 504.44
 CAS No.: N/A
 Package: mg to hg



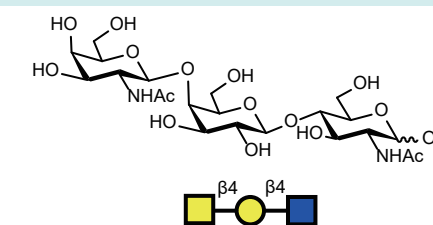
GO-3002 Gala1, 3Galb1, 4Glc

M.F.: $C_{18}H_{32}O_{16}$
 M.W.: 504.44
 CAS No.: N/A
 Package: mg to hg



GO-3003 GalNAcb1, 4Galb1, 4GlcNAc

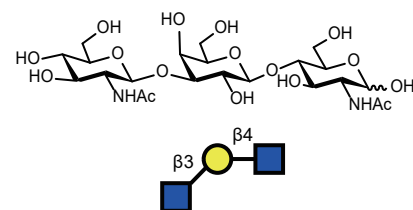
M.F.: $C_{22}H_{38}N_2O_{16}$
 M.W.: 586.54
 CAS No.: N/A
 Package: mg to hg



其他寡糖

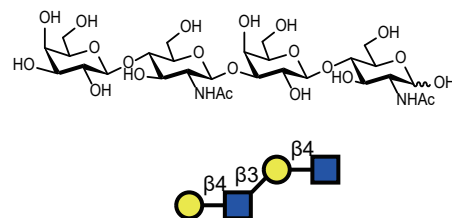
GO-3004 GlcNAc1, 3Galb1, 4GlcNAc

M.F.: $C_{22}H_{38}N_2O_{16}$
M.W.: 586.54
CAS No.: N/A
Package: mg , g



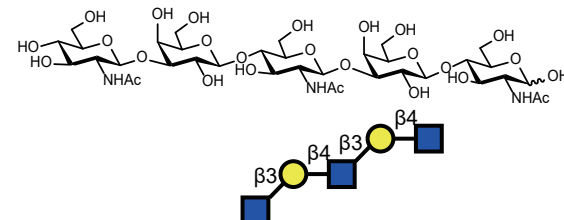
GO-3005 DiLacNAc(Galb1, 4GlcNAc1, 3Galb1, 4GlcNAc)

M.F.: $C_{28}H_{48}N_2O_{21}$
M.W.: 748.69
CAS No.: N/A
Package: mg , g



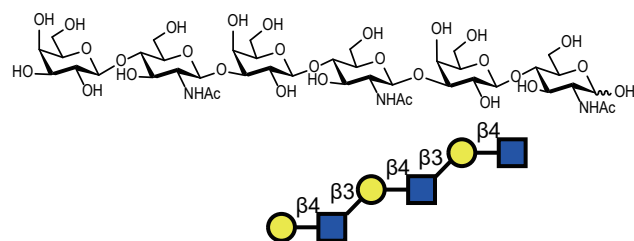
GO-3006 GlcNAc1, 3Galb1, 4GlcNAc1, 3Galb1, 4GlcNAc

M.F.: $C_{36}H_{61}N_3O_{26}$
M.W.: 951.88
CAS No.: N/A
Package: mg , g



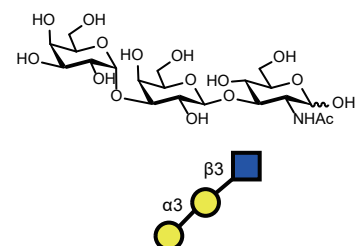
GO-3007 Galb1, 4GlcNAc1, 3Galb1, 4GlcNAc1, 3Galb1, 4GlcNAc

M.F.: $C_{42}H_{71}N_3O_{31}$
M.W.: 1114.02
CAS No.: N/A
Package: mg , g



GO-3008 Gala1, 3Galb1, 3GlcNAc

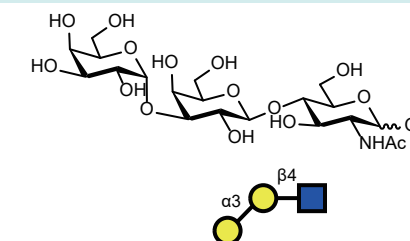
M.F.: $C_{20}H_{35}NO_{16}$
M.W.: 545.49
CAS No.: N/A
Package: mg , g



其他寡糖

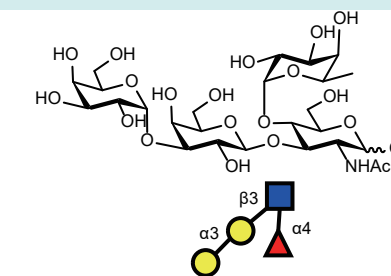
GO-3009 α -Gal Gala1,3Galb1,4GlcNAc

M.F.: $C_{20}H_{35}NO_{16}$
M.W.: 545.49
CAS No.: N/A
Package: mg , g



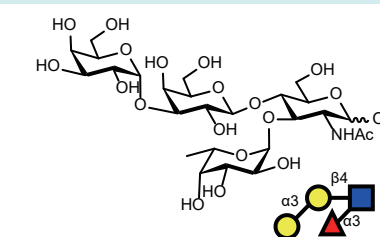
GO-3010 α -Gal LewisA
Gala1, 3Galb1, 3(Fuca1, 4)GlcNAc

M.F.: $C_{26}H_{45}NO_{20}$
M.W.: 691.63
CAS No.: N/A
Package: mg , g



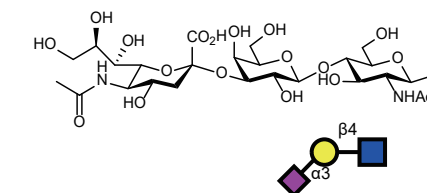
GO-3011 α -Gal LewisX Gala1,3Galb1,4(Fuca1,3)GlcNAc

M.F.: $C_{26}H_{45}NO_{20}$
M.W.: 691.63
CAS No.: N/A
Package: mg , g



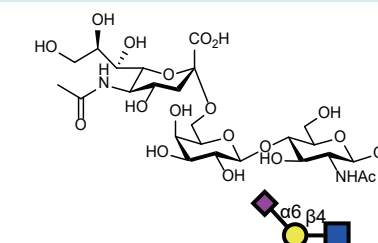
GO-3012 NeuAca2,3Galb1,4GlcNAc

M.F.: $C_{25}H_{42}N_2O_{19}$
M.W.: 674.61
CAS No.: N/A
Package: mg , g



GO-3013 NeuAca2, 6Galb1, 4GlcNAc

M.F.: $C_{25}H_{42}N_2O_{19}$
M.W.: 674.61
CAS No.: N/A
Package: mg , g



其他寡糖

GO-3014	Neu5Gca2, 3Galb1, 4GlcNAc	<p>M.F.: $C_{25}H_{42}N_2O_{20}$</p> <p>M.W.: 690.61</p> <p>CAS No.: N/A</p> <p>Package: mg , g</p>	
GO-3015	Neu5Gca2, 6Galb1, 4GlcNAc	<p>M.F.: $C_{25}H_{42}N_2O_{20}$</p> <p>M.W.: 690.61</p> <p>CAS No.: N/A</p> <p>Package: mg , g</p>	
GO-3016	NeuAca2, 8NeuAca2, 3Galb1, 4GlcNAc	<p>M.F.: $C_{36}H_{59}N_3O_{27}$</p> <p>M.W.: 965.86</p> <p>CAS No.: N/A</p> <p>Package: mg , g</p>	
GO-3017	GlcNAcb1, 3Galb1, 4(Fuca1, 3)GlcNAc	<p>M.F.: $C_{28}H_{48}N_2O_{20}$</p> <p>M.W.: 732.69</p> <p>CAS No.: N/A</p> <p>Package: mg , g</p>	
GO-3018	GlcNAcb1, 3(Neu5Aca2, 6)Galb1, 4GlcNAc	<p>M.F.: $C_{33}H_{55}N_3O_{24}$</p> <p>M.W.: 877.80</p> <p>CAS No.: N/A</p> <p>Package: mg , g</p>	

血型寡糖

很多低聚糖在细胞生命中与蛋白、脂质等组成特异性抗原，参与生命活动，发挥重要的功能。血型ABH(O)抗原是典型的糖类抗原。Lewis抗原决定簇的各类复杂糖链可与蛋白质和脂质共价结合形成糖复合物或以游离寡糖或聚糖形式存在，能够介导或调节细胞间、细胞与细胞外环境的相互作用，在许多生理和病理过程中均发挥着至关重要的作用，在生物医学领域具有广阔的应用前景。例如，Lex、sLex、Ley和sLea是常见的肿瘤相关糖抗原(TACAs)，它们已被用作肿瘤临床诊断的生物标志物和免疫治疗靶点。Pk抗原是志贺毒素和大肠杆菌相关溶血性尿毒症综合征(HUS)的受体，它也是猪链球菌(可引起细菌性脑膜炎的人畜共患病菌)的受体。

这些糖类在药物、疫苗中有广泛的应用前景。

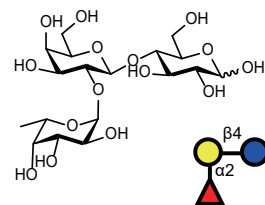
Blood group antigen (ABH)

GO-4001	Blood type disaccharide H	<p>M.F.: $C_{12}H_{22}O_{10}$</p> <p>M.W.: 326.30</p> <p>CAS No.: 16741-18-7</p> <p>Package: mg , g</p>	
GO-4002	Blood type trisaccharide H Type I	<p>M.F.: $C_{20}H_{35}NO_{15}$</p> <p>M.W.: 529.49</p> <p>CAS No.: N/A</p> <p>Package: mg , g</p>	
GO-4003	Blood type trisaccharide H Type II	<p>M.F.: $C_{20}H_{35}NO_{15}$</p> <p>M.W.: 529.49</p> <p>CAS No.: N/A</p> <p>Package: mg , g</p>	
GO-4004	Blood type trisaccharide H Type III/IV	<p>M.F.: $C_{20}H_{35}NO_{15}$</p> <p>M.W.: 529.49</p> <p>CAS No.: N/A</p> <p>Package: mg , g</p>	

Blood group antigen (ABH)

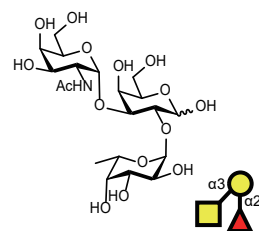
GO-4005 Blood type trisaccharide H Type VI (2'FL)

M.F.: $C_{18}H_{32}O_{15}$
M.W.: 488.44
CAS No.: N/A
Package: mg , g



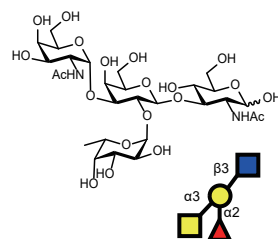
GO-4006 Blood type trisaccharide A

M.F.: $C_{20}H_{35}NO_{15}$
M.W.: 529.49
CAS No.: 49777-13-1
Package: mg , g



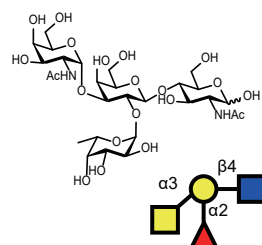
GO-4007 Blood type tetrasaccharide A Type I

M.F.: $C_{28}H_{48}N_2O_{20}$
M.W.: 732.69
CAS No.: N/A
Package: mg , g



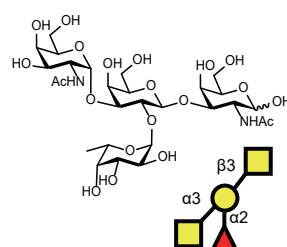
GO-4008 Blood type tetrasaccharide A Type II

M.F.: $C_{28}H_{48}N_2O_{20}$
M.W.: 732.69
CAS No.: N/A
Package: mg , g



GO-4009 Blood type tetrasaccharide A Type III/IV

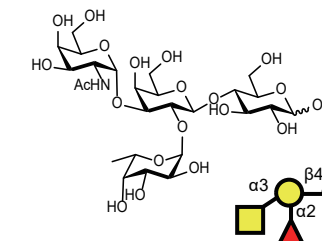
M.F.: $C_{28}H_{48}N_2O_{20}$
M.W.: 732.69
CAS No.: N/A
Package: mg , g



Blood group antigen (ABH)

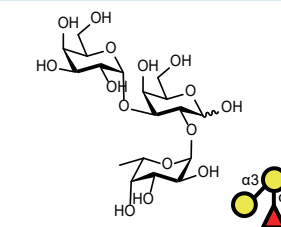
GO-4010 Blood type tetrasaccharide A Type VI

M.F.: $C_{26}H_{45}NO_{20}$
M.W.: 691.63
CAS No.: 59957-92-5
Package: mg , g



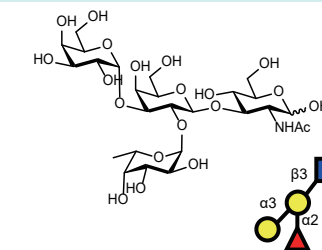
GO-4011 Blood type trisaccharide B

M.F.: $C_{18}H_{32}O_{15}$
M.W.: 488.44
CAS No.: 49777-14-2
Package: mg , g



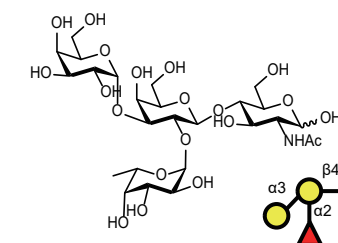
GO-4012 Blood type tetrasaccharide B Type I

M.F.: $C_{26}H_{45}NO_{20}$
M.W.: 691.63
CAS No.: N/A
Package: mg , g



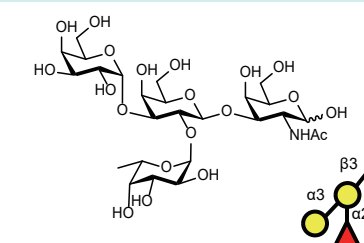
GO-4013 Blood type tetrasaccharide B Type II

M.F.: $C_{26}H_{45}NO_{20}$
M.W.: 691.63
CAS No.: N/A
Package: mg , g



GO-4014 Blood type tetrasaccharide B Type III/IV

M.F.: $C_{26}H_{45}NO_{20}$
M.W.: 691.63
CAS No.: N/A
Package: mg , g



Blood group antigen (ABH)

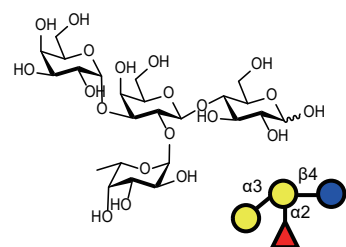
GO-4015 Blood type tetrasaccharide B Type VI

M.F.: $C_{24}H_{42}O_{20}$

M.W.: 650.58

CAS No.: N/A

Package: mg , g



Lewis antigen

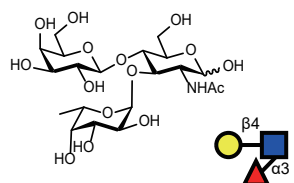
GO-4201 Lewis X (Le^X) SSEA-1/CD15

M.F.: $C_{20}H_{35}NO_{15}$

M.W.: 529.49

CAS No.: 71208-06-5

Package: mg , g



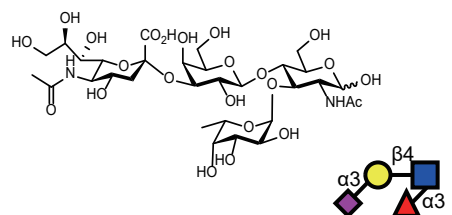
GO-4202 Sialyl Lewis X (sLe^X)

M.F.: $C_{31}H_{52}N_2O_{23}$

M.W.: 820.75

CAS No.: N/A

Package: mg , g



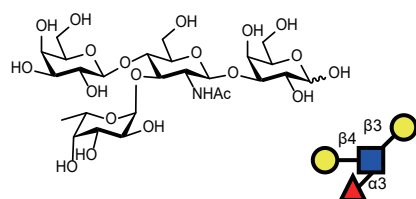
GO-4203 Lewis X (Le^X) Tetrasaccharide

M.F.: $C_{26}H_{45}NO_{20}$

M.W.: 691.63

CAS No.: N/A

Package: mg , g



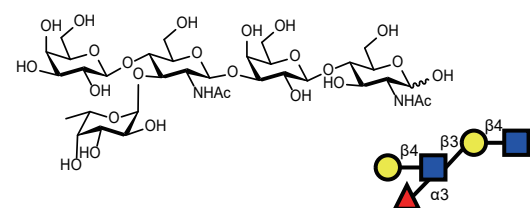
GO-4204 Lewis X (Le^X) Pentasaccharides

M.F.: $C_{34}H_{58}N_2O_{25}$

M.W.: 894.83

CAS No.: N/A

Package: mg , g



Lewis antigen

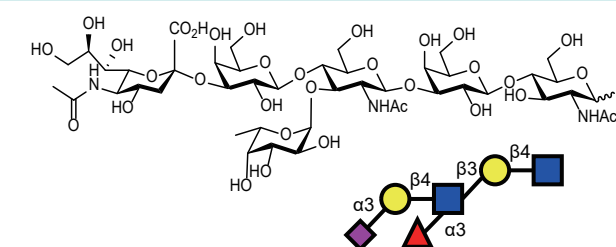
GO-4205 Sialyl Lewis X (sLe^X)-Hexasaccharide

M.F.: $C_{45}H_{75}N_3O_{33}$

M.W.: 1186.08

CAS No.: N/A

Package: mg , g



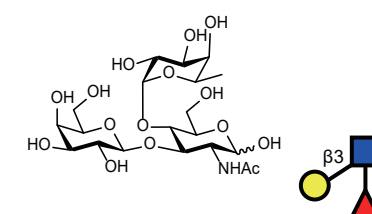
GO-4206 Lewis A (Le^a)

M.F.: $C_{20}H_{35}NO_{15}$

M.W.: 529.49

CAS No.: 56570-03-7

Package: mg , g



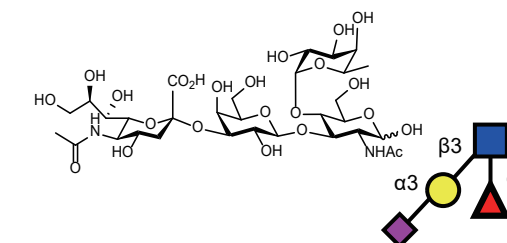
GO-4207 Sialyl Lewis A (sLe^a)

M.F.: $C_{31}H_{52}N_2O_{23}$

M.W.: 820.75

CAS No.: N/A

Package: mg , g



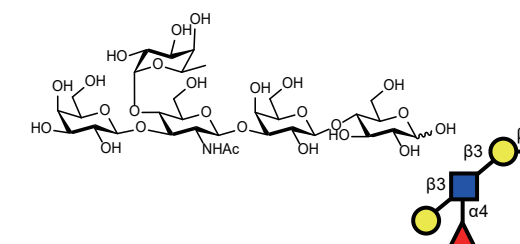
GO-4208 Lewis A (Le^a) pentasaccharide

M.F.: $C_{32}H_{55}NO_{25}$

M.W.: 853.77

CAS No.: N/A

Package: mg , g



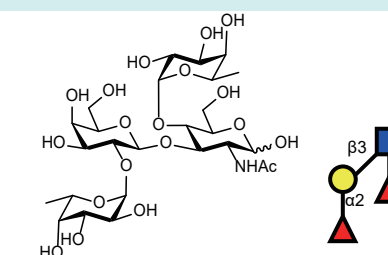
GO-4209 Lewis B (Le^b)

M.F.: $C_{26}H_{45}NO_{25}$

M.W.: 675.63

CAS No.: N/A

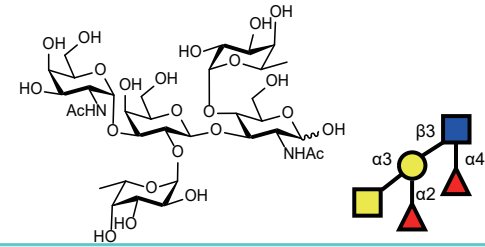
Package: mg , g



Lewis antigen

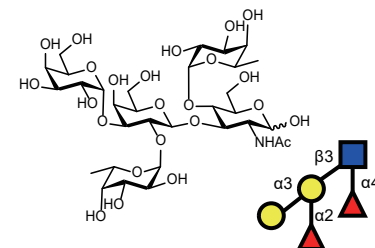
GO-4210 ALewis B (ALe^b)

M.F.: C₃₄H₅₈N₂O₂₄
M.W.: 878.83
CAS No.: N/A
Package: mg , g



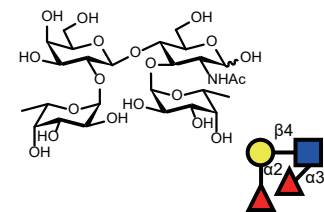
GO-4211 BLewis B (ALe^b)

M.F.: C₃₂H₅₅NO₂₄
M.W.: 837.78
CAS No.: N/A
Package: mg , g



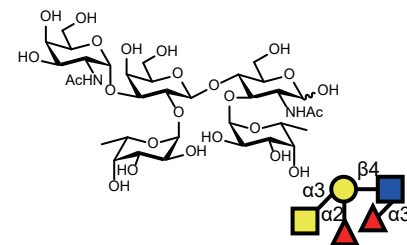
GO-4212 Lewis Y (Le^Y)

M.F.: C₂₆H₄₅NO₁₉
M.W.: 675.63
CAS No.: N/A
Package: mg , g



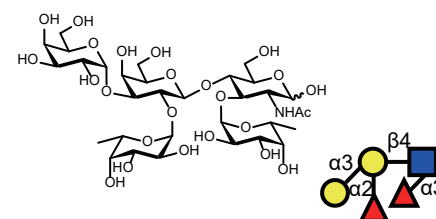
GO-4213 ALewis Y (ALe^Y)

M.F.: C₃₄H₅₈N₂O₂₄
M.W.: 878.83
CAS No.: N/A
Package: mg , g



GO-4214 BLewis Y (ALe^Y)

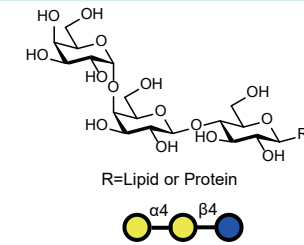
M.F.: C₃₂H₅₅NO₂₄
M.W.: 837.78
CAS No.: N/A
Package: mg , g



Antigen-P system antigen

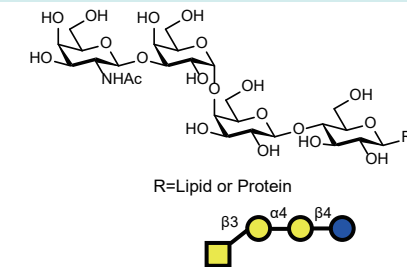
GO-4301 P^k (Galα1,4Galβ1,4GlcβR)

CAS No.: N/A
Package: mg , g



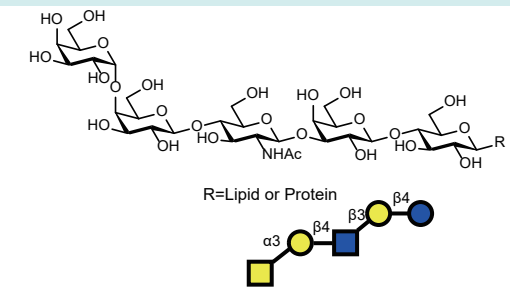
GO-4302 P (Galβ1,3Galα1,4Galβ1,4GlcβR)

CAS No.: N/A
Package: mg , g



GO-4303 P1 (Galα1,4Galβ1,4GlcNAcβ1,3Galβ1,4GlcβR)

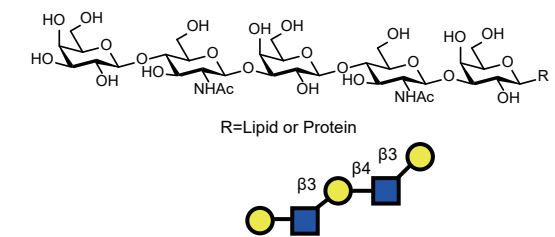
CAS No.: N/A
Package: mg , g



Antigen-i system antigen

GO-4351 i (Galβ1,4GlcNAcβ1,3Galβ1,4GlcNAcβ1,3GalβR)

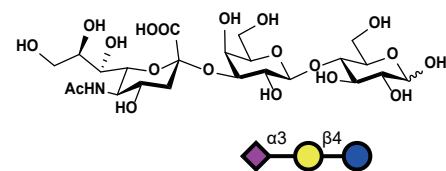
CAS No.: N/A
Package: mg , g



Glycolipid oligosaccharides

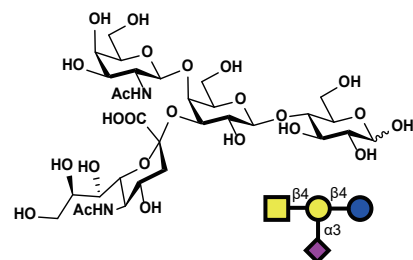
GO-4401 GM3 (3SL)

M.F.: $C_{23}H_{39}NO_{19}$
M.W.: 633.55
CAS No.: N/A
Package: mg , g



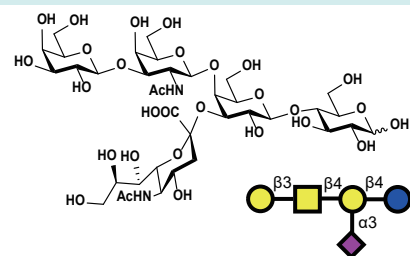
GO-4402 GM2

M.F.: $C_{31}H_{52}N_2O_{24}$
M.W.: 836.75
CAS No.: N/A
Package: mg , g



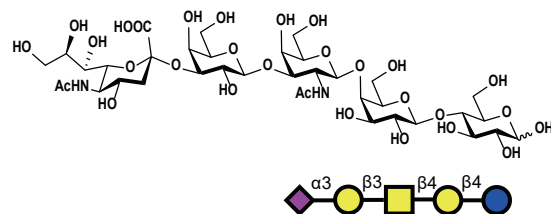
GO-4403 GM1a

M.F.: $C_{37}H_{62}N_2O_{29}$
M.W.: 998.89
CAS No.: N/A
Package: mg , g



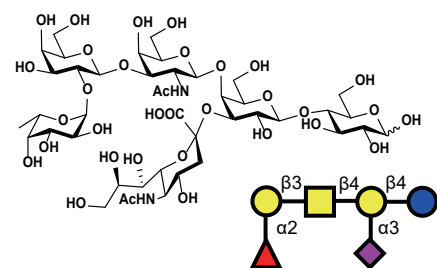
GO-4404 GM1b

M.F.: $C_{37}H_{62}N_2O_{29}$
M.W.: 998.89
CAS No.: N/A
Package: mg , g



GO-4405 Fuc-GM1

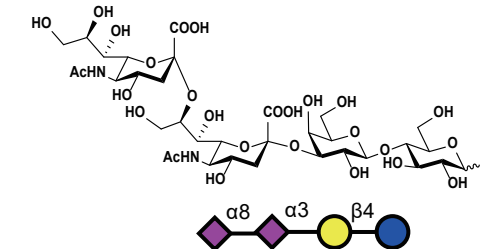
M.F.: $C_{43}H_{72}N_2O_{33}$
M.W.: 1145.03
CAS No.: N/A
Package: mg , g



Glycolipid oligosaccharides

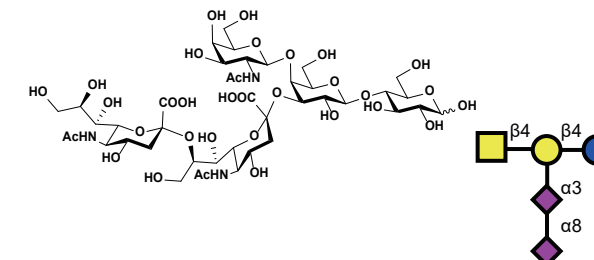
GO-4406 GD3

M.F.: $C_{34}H_{56}N_2O_{27}$
M.W.: 924.81
CAS No.: N/A
Package: mg , g



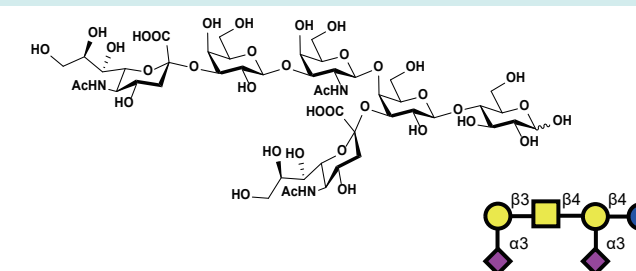
GO-4407 GD2

M.F.: $C_{42}H_{69}N_3O_{32}$
M.W.: 1128.00
CAS No.: N/A
Package: mg , g



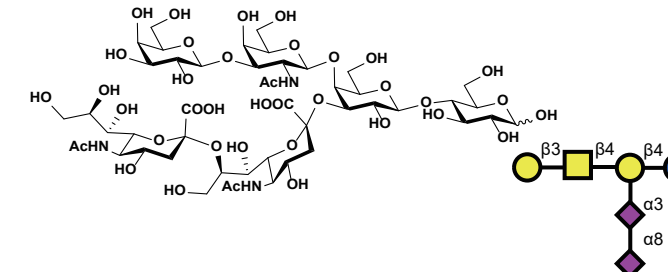
GO-4408 GD1a

M.F.: $C_{48}H_{79}N_3O_{37}$
M.W.: 1290.14
CAS No.: N/A
Package: mg , g



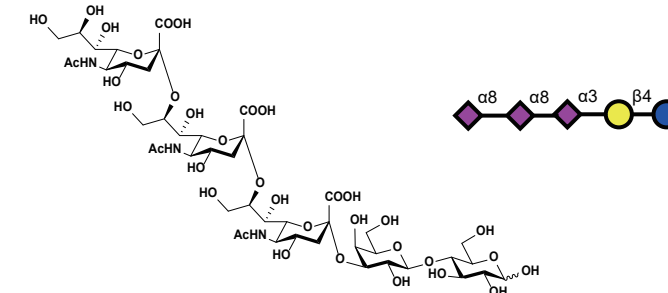
GO-4409 GD1b

M.F.: $C_{48}H_{79}N_3O_{37}$
M.W.: 1290.14
CAS No.: N/A
Package: mg , g



GO-4410 GT3

M.F.: $C_{45}H_{73}N_3O_{35}$
M.W.: 1216.07
CAS No.: N/A
Package: mg , g



Glycolipid oligosaccharides

GO-4411 GQ3

M.F.: $C_{56}H_{90}N_4O_{43}$
M.W.: 1507.32
CAS No.: N/A
Package: mg , g

GO-4412 GT2

M.F.: $C_{53}H_{85}N_4O_{40}$
M.W.: 1418.25
CAS No.: N/A
Package: mg , g

GO-4413 GT1c

M.F.: $C_{59}H_{96}N_4O_{45}$
M.W.: 1581.40
CAS No.: N/A
Package: mg , g

GO-4414 Gb3

M.F.: $C_{18}H_{32}O_{16}$
M.W.: 504.44
CAS No.: N/A
Package: mg , g

GO-4415 Gb4

M.F.: $C_{26}H_{45}NO_{21}$
M.W.: 707.63
CAS No.: N/A
Package: mg , g

Glycolipid oligosaccharides

GO-4416 Gb5

M.F.: $C_{32}H_{55}NO_{26}$
M.W.: 869.77
CAS No.: N/A
Package: mg , g

GO-4417 GloboH

M.F.: $C_{38}H_{65}NO_{30}$
M.W.: 1015.92
CAS No.: N/A
Package: mg , g

GO-4418 SSEA-4

M.F.: $C_{48}H_{79}N_3O_{37}$
M.W.: 1290.14
CAS No.: N/A
Package: mg , g

GO-4419 iGb3

M.F.: $C_{18}H_{32}O_{16}$
M.W.: 504.44
CAS No.: N/A
Package: mg , g

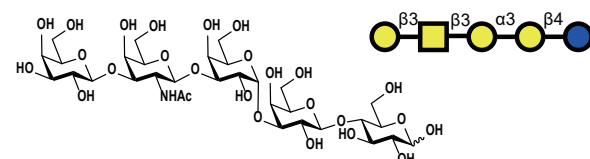
GO-4420 iGb4

M.F.: $C_{26}H_{45}NO_{21}$
M.W.: 707.63
CAS No.: N/A
Package: mg , g

Glycolipid oligosaccharides

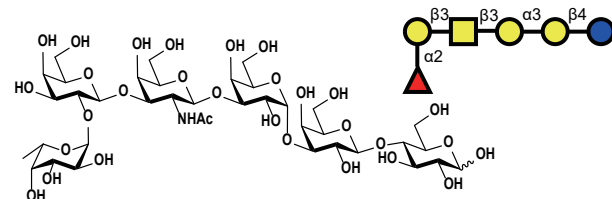
GO-4421 iGb5

M.F.: $C_{32}H_{55}NO_{26}$
M.W.: 869.77
CAS No.: N/A
Package: mg , g



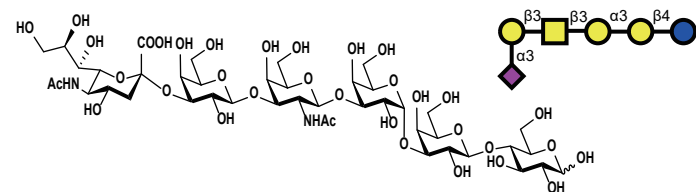
GO-4422 iGloboH

M.F.: $C_{38}H_{65}NO_{30}$
M.W.: 1015.92
CAS No.: N/A
Package: mg , g



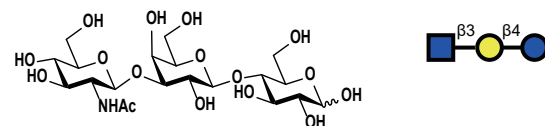
GO-4423 Sialyl-iGb5

M.F.: $C_{43}H_{72}N_2O_{34}$
M.W.: 1161.03
CAS No.: N/A
Package: mg , g



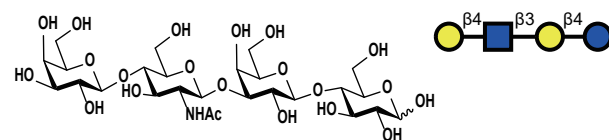
GO-4424 Lc3

M.F.: $C_{20}H_{35}NO_{16}$
M.W.: 545.49
CAS No.: N/A
Package: mg , g



GO-4425 nLc4

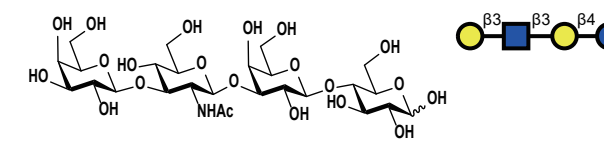
M.F.: $C_{26}H_{45}NO_{21}$
M.W.: 707.63
CAS No.: N/A
Package: mg , g



Glycolipid oligosaccharides

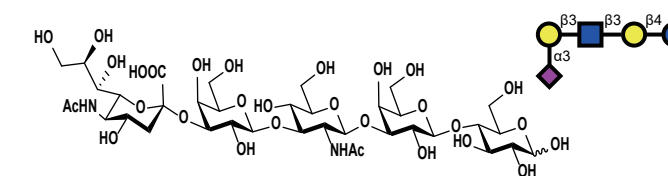
GO-4426 Lc4

M.F.: $C_{26}H_{45}NO_{21}$
M.W.: 707.63
CAS No.: N/A
Package: mg , g



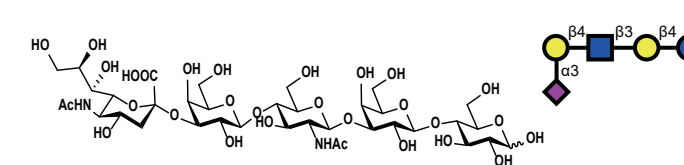
GO-4427 Sialyl-Lc4

M.F.: $C_{37}H_{62}N_2O_{29}$
M.W.: 998.89
CAS No.: N/A
Package: mg , g



GO-4428 Sialyl-nLc4

M.F.: $C_{37}H_{62}N_2O_{29}$
M.W.: 998.89
CAS No.: N/A
Package: mg , g



化学修饰糖

叠氮基糖类物

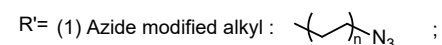
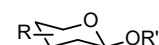
叠氮基糖类物可通过细胞内的聚糖生物合成途径引入到糖蛋白上，然后通过Click Chemistry特异性地与成像探针或亲和探针进行共价标记。由于分泌蛋白通常是糖蛋白，这种糖代谢标记已被用于分泌蛋白的标记和富集。

叠氮基糖类物具有如下特点：

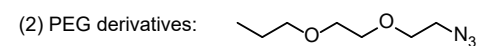
- 生物正交性--叠氮基团体积较小，无反应性且不存在于生命系统中。因此，叠氮基糖类物不会干扰内源性细胞通路和取代其自然发生的类似物；
- 兼容性--在正常缓冲液条件下，叠氮基糖类物可有效使用磷酸化合物进行反应，无需铜或还原剂等辅助试剂；
- 化学选择性--叠氮基糖类物和磷类化合物不会与生物样品的组分反应或干扰此类组分，而是彼此高效偶联；
- 通用性--叠氮基糖类物标记可用于检测、固定、偶联或亲和纯化。

其中，N-叠氮乙酰半乳糖胺(GalNAz)、N-叠氮乙酰葡萄糖胺(GlcNAz)和N-叠氮乙酰甘露糖胺(ManNAz)是最经典的叠氮基糖类物，酰化后所得的Ac₄ManNAz、Ac₄GlcNAz和Ac₄GalNAz则可增加叠氮基糖在有机溶剂中的溶解度，更容易处理。

修饰寡糖



β-D-glycoside

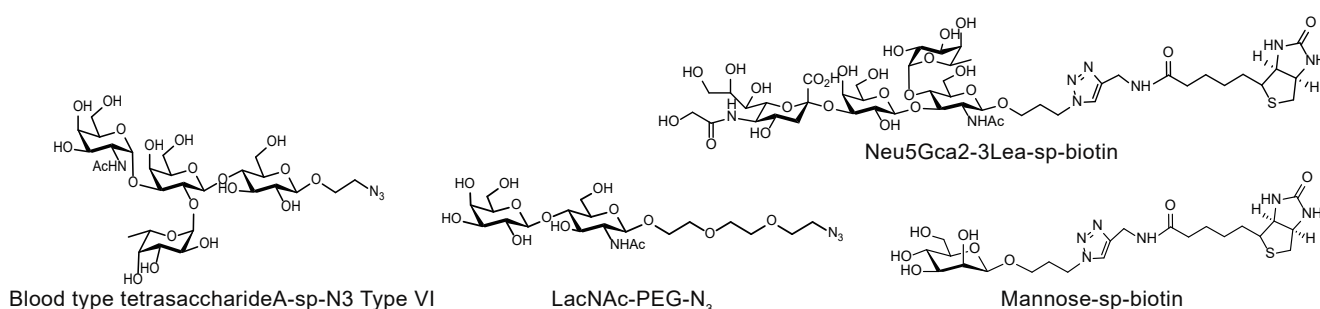


(3) Biotin

(4) Lipid

R=Monosaccharides or oligosaccharides

R'=Azidoalkyl, polyethylene glycol derivatives, lipid chains, biotin, etc.



含叠氮基团的糖

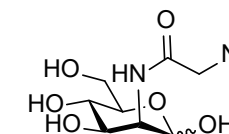
GS-0001 ManNAz

M.F.: C₈H₁₄N₄O₆

M.W.: 262.22

CAS No.: 361154-23-6

Package: mg to kg



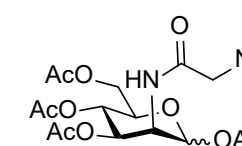
GS-0002 Ac₄ManNAz

M.F.: C₁₆H₂₂N₄O₁₀

M.W.: 430.37

CAS No.: 361154-30-5

Package: mg to kg



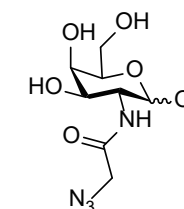
GS-0003 GalNAz

M.F.: C₈H₁₄N₄O₆

M.W.: 262.22

CAS No.: 869186-83-4

Package: mg to kg



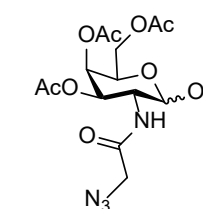
GS-0004 Ac₄GalNAz

M.F.: C₁₆H₂₂N₄O₁₀

M.W.: 430.37

CAS No.: 653600-56-7

Package: mg to kg



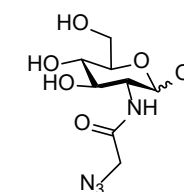
GS-0005 GlcNAz

M.F.: C₈H₁₄N₄O₆

M.W.: 262.22

CAS No.: 92659-90-0

Package: mg to kg



含叠氮基团的糖

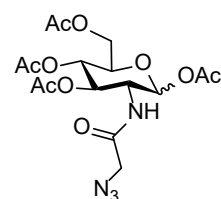
GS-0006 Ac₄GlcNAz

M.F.: C₁₆H₂₂N₄O₁₀

M.W.: 430.37

CAS No.: 98924-81-3

Package: mg to kg



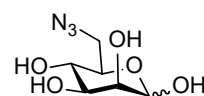
GS-0007 6-azido-6-deoxy-D-mannose

M.F.: C₆H₁₁N₃O₅

M.W.: 205.17

CAS No.: 316379-15-4

Package: mg to kg



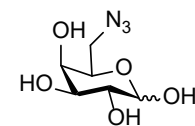
GS-0008 6-azido-6-deoxy-D-galactose

M.F.: C₆H₁₁N₃O₅

M.W.: 205.17

CAS No.: 66927-03-5

Package: mg to kg



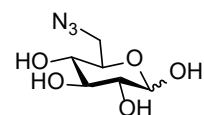
GS-0009 6-azido-6-deoxy-D-glucose

M.F.: C₆H₁₁N₃O₅

M.W.: 205.17

CAS No.: 20847-05-6

Package: mg to kg



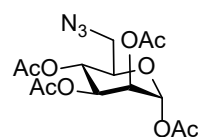
GS-0010 1,2,3,4-tetra-O-acetyl-6-azido-6-deoxy-α-D-mannose

M.F.: C₁₄H₁₉N₃O₉

M.W.: 373.32

CAS No.: 210170-40-4

Package: mg to kg



含叠氮基团的糖

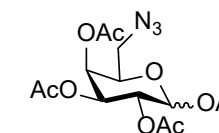
GS-0011 1,2,3,4-tetra-O-acetyl-6-azido-6-deoxy-D-galactose

M.F.: C₁₄H₁₉N₃O₉

M.W.: 373.32

CAS No.: 629620-22-0

Package: mg to kg



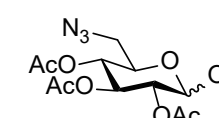
GS-0012 1,2,3,4-tetra-O-acetyl-6-azido-6-deoxy-D-glucopyranose

M.F.: C₁₄H₁₉N₃O₉

M.W.: 373.32

CAS No.: 189618-61-9

Package: mg to kg



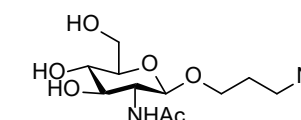
GS-0013 GlcNAcproN₃

M.F.: C₁₁H₂₀N₄O₆

M.W.: 304.30

CAS No.: 595568-99-3

Package: mg to kg



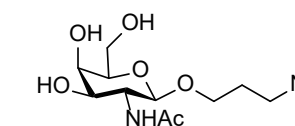
GS-0014 GalNAcproN₃

M.F.: C₁₁H₂₀N₄O₆

M.W.: 304.30

CAS No.: 874120-65-7

Package: mg to kg



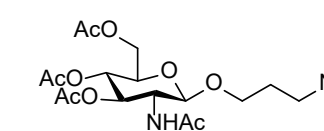
GS-0015 Ac₃GlcNAcproN₃

M.F.: C₁₇H₂₆N₄O₉

M.W.: 430.41

CAS No.: 595568-98-2

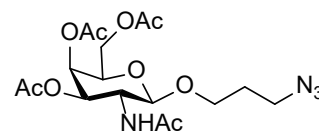
Package: mg to kg



含叠氮基团的糖

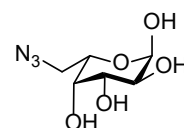
GS-0016 Ac₃GalNAcproN₃

M.F.: C₁₇H₂₆N₄O₉
 M.W.: 430.41
 CAS No.: 874120-66-8
 Package: mg to kg



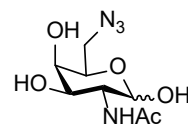
GS-0017 6-azido-6-deoxy-L-galactose

M.F.: C₆H₁₁N₃O₅
 M.W.: 205.17
 CAS No.: 70932-63-7
 Package: mg to kg



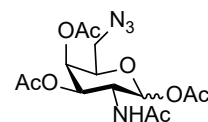
GS-0018 6-AzGalNAc

M.F.: C₈H₁₄N₄O₅
 M.W.: 246.22
 CAS No.: N/A
 Package: mg to kg



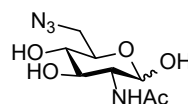
GS-0019 Ac₃6AzGalNAc

M.F.: C₁₄H₂₀N₄O₈
 M.W.: 372.33
 CAS No.: 657363-19-4
 Package: mg to kg



GS-0020 6-AzGlcNAc

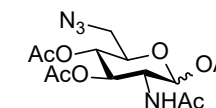
M.F.: C₈H₁₄N₄O₅
 M.W.: 246.22
 CAS No.: 1611491-03-2
 Package: mg to kg



含叠氮基团的糖

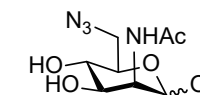
GS-0021 Ac₃6AzGlcNAc

M.F.: C₁₄H₂₀N₄O₈
 M.W.: 372.33
 CAS No.: 487027-19-0
 Package: mg to kg



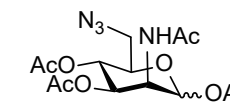
GS-0022 6-AzManNAc

M.F.: C₈H₁₄N₄O₅
 M.W.: 246.22
 CAS No.: 2555160-60-4
 Package: mg to kg



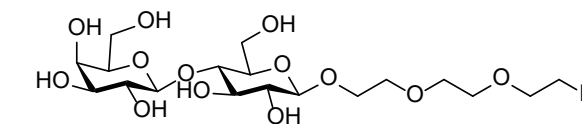
GS-0023 Ac₃6-AzManNAc

M.F.: C₁₄H₂₀N₄O₈
 M.W.: 372.33
 CAS No.: 487027-18-9
 Package: mg to kg



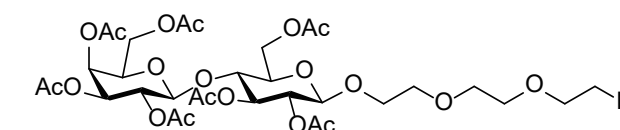
GS-0024 Lactose-PEG-N₃

M.F.: C₁₈H₃₃N₃O₁₃
 M.W.: 499.47
 CAS No.: 246855-74-3
 Package: mg to kg



GS-0025 Ac₇Lactose-PEG-N₃

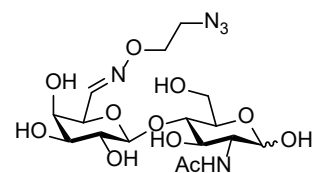
M.F.: C₃₂H₄₇N₃O₂₀
 M.W.: 793.73
 CAS No.: 153253-42-0
 Package: mg to kg



含叠氮基团的糖

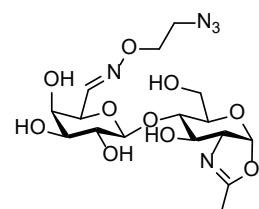
GS-0026	N ₃ -LacNAc
---------	------------------------

M.F.: C₁₆H₂₇N₅O₁₁
M.W.: 465.42
CAS No.: N/A
Package: mg to kg



GS-0027	N ₃ -LacNAc-Oxa
---------	----------------------------

M.F.: C₁₆H₂₅N₅O₁₀
M.W.: 447.16
CAS No.: N/A
Package: mg to kg

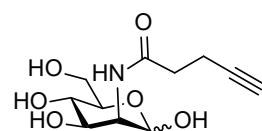


含炔基的糖

炔基糖类似物官能团很小且不与内源性分子发生反应。当输送到细胞时,这些炔基糖类似物被糖基化事件整合,然后炔基糖类似物通过Click Chemistry特异性地与成像探针或亲和探针进行共价标记。

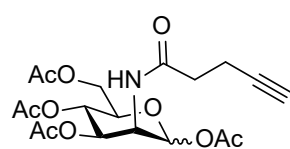
GS-1001	ManNAI
---------	--------

M.F.: C₁₁H₁₇NO₆
M.W.: 259.26
CAS No.: 935658-94-9
Package: mg to kg



GS-1002	Ac ₄ ManNAI
---------	------------------------

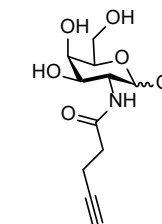
M.F.: C₁₉H₂₅NO₁₀
M.W.: 427.41
CAS No.: 935658-93-8
Package: mg to kg



含炔基的糖

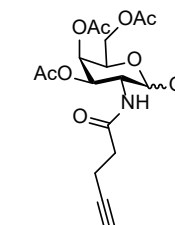
GS-1003	GalNAI
---------	--------

M.F.: C₁₁H₁₇NO₆
M.W.: 259.26
CAS No.: 2244888-87-5
Package: mg to kg



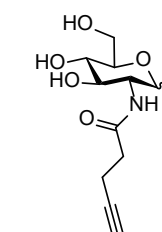
GS-1004	Ac ₄ GalNAI
---------	------------------------

M.F.: C₁₉H₂₅NO₁₀
M.W.: 427.41
CAS No.: 1810852-60-8
Package: mg to kg



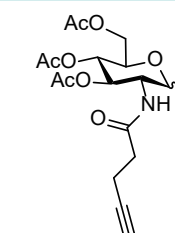
GS-1005	GlcNAI
---------	--------

M.F.: C₁₁H₁₇NO₆
M.W.: 259.26
CAS No.: 1030262-99-7
Package: mg to kg



GS-1006	Ac ₄ GlcNAI
---------	------------------------

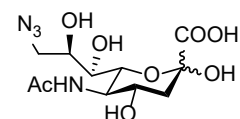
M.F.: C₁₉H₂₅NO₁₀
M.W.: 427.41
CAS No.: 1361993-37-4
Package: mg to kg



唾液酸衍生物

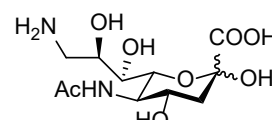
GS-2001 9-AzSiaNAc

M.F.: $C_{11}H_{18}N_4O_8$
M.W.: 334.29
CAS No.: 160555-88-4
Package: mg to kg



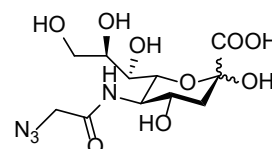
GS-2002 9-NH₂SiaNAc

M.F.: $C_{11}H_{20}N_2O_8$
M.W.: 308.29
CAS No.: 160555-89-5
Package: mg to kg



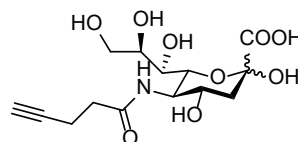
GS-2003 SiaNAz

M.F.: $C_{11}H_{18}N_4O_9$
M.W.: 350.28
CAS No.: 756823-87-7
Package: mg to kg



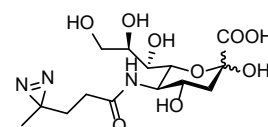
GS-2004 SiaNAI

M.F.: $C_{14}H_{21}NO_9$
M.W.: 347.32
CAS No.: 1639411-94-1
Package: mg to kg



GS-2005 SiaDAz

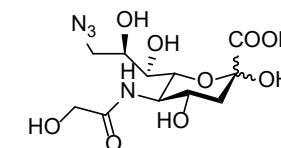
M.F.: $C_{14}H_{23}N_3O_9$
M.W.: 377.35
CAS No.: N/A
Package: mg to kg



唾液酸衍生物

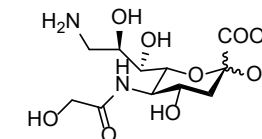
GS-2007 9-AzNeu5Gc

M.F.: $C_{11}H_{18}N_4O_9$
M.W.: 350.28
CAS No.: N/A
Package: mg to kg



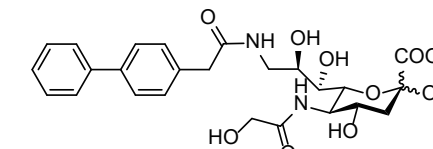
GS-2008 9-NH₂Neu5Gc

M.F.: $C_{11}H_{20}N_2O_9$
M.W.: 324.29
CAS No.: N/A
Package: mg to kg



GS-2009 BPA-Neu5Gc

M.F.: $C_{25}H_{30}N_2O_{10}$
M.W.: 518.52
CAS No.: 2803296-78-6
Package: mg to kg



含磷的糖

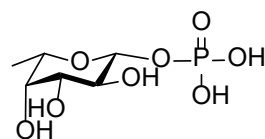
GS-3001 Fucose 1-phosphate

M.F.: $C_6H_{13}O_8P$

M.W.: 244.14

CAS No.: 16562-58-6

Package: mg to kg



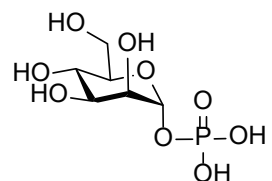
GS-3002 Mannose 1-phosphate

M.F.: $C_6H_{13}O_9P$

M.W.: 260.13

CAS No.: 27251-84-9

Package: mg to kg



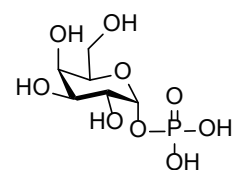
GS-3003 Galactose 1-phosphate

M.F.: $C_6H_{13}O_9P$

M.W.: 260.13

CAS No.: 2255-14-3

Package: mg to kg



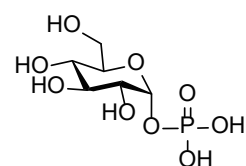
GS-3004 Glucose 1-phosphate

M.F.: $C_6H_{13}O_9P$

M.W.: 260.13

CAS No.: 59-56-3

Package: mg to kg



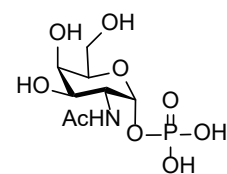
GS-3005 GalNAc-1-P (2-Acetamido-2-deoxyhexopyranose 1-phosphate)

M.F.: $C_8H_{16}NO_9P$

M.W.: 301.19

CAS No.: N/A

Package: mg to kg



含磷的糖

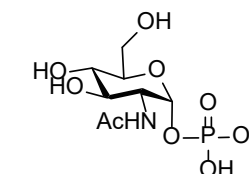
GS-3006 GlcNAc-1-P

M.F.: $C_8H_{16}NO_9P$

M.W.: 301.19

CAS No.: 901851-43-2

Package: mg to kg



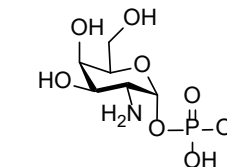
GS-3007 α -D-neneneba galactose amine 1-phosphate

M.F.: $C_6H_{14}NO_8P$

M.W.: 259.15

CAS No.: 75656-33-6

Package: mg to kg



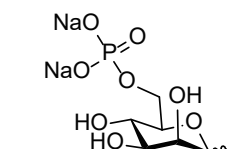
GS-3008 D-mannose 6-phosphate disodium salt

M.F.: $C_6H_{11}Na_2O_9P$

M.W.: 304.10

CAS No.: 33068-18-7

Package: mg to kg



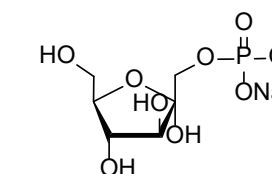
GS-3009 D-fructose-1-phosphate sodium salt

M.F.: $C_6H_{11}Na_2O_9P$

M.W.: 304.10

CAS No.: 71662-09-4

Package: mg to kg



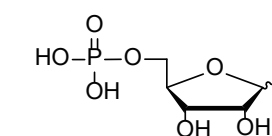
GS-3010 α -D-Ribose-5-phosphate

M.F.: $C_5H_{11}O_8P$

M.W.: 230.11

CAS No.: 34980-65-9

Package: mg to kg



其他

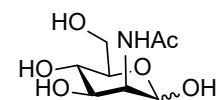
GS-4007 ManNAc

M.F.: $C_8H_{15}NO_6$

M.W.: 221.21

CAS No.: 4773-29-9

Package: mg to kg



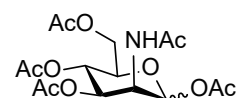
GS-4008 Ac_4 ManNAc

M.F.: $C_{16}H_{23}NO_{10}$

M.W.: 389.36

CAS No.: 76375-61-6

Package: mg to kg



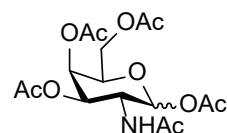
GS-4009 Ac_4 GalNAc

M.F.: $C_{16}H_{23}NO_{10}$

M.W.: 389.36

CAS No.: 76375-60-5

Package: mg to kg



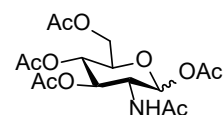
GS-4010 Ac_4 GlcNAc

M.F.: $C_{16}H_{23}NO_{10}$

M.W.: 389.36

CAS No.: 14086-90-9

Package: mg to kg



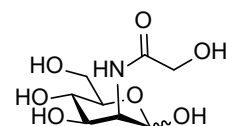
GS-4012 ManNGc

M.F.: $C_8H_{15}NO_7$

M.W.: 237.21

CAS No.: 119943-65-6

Package: mg to kg



其他

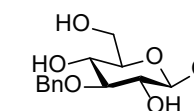
GS-4013 3-OBnGlc

M.F.: $C_{13}H_{18}O_6$

M.W.: 270.28

CAS No.: 97590-76-6

Package: mg to kg



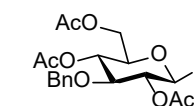
GS-4014 3-OBnAc4Glc

M.F.: $C_{21}H_{26}O_{10}$

M.W.: 438.43

CAS No.: 39686-94-7

Package: mg to kg



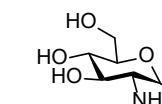
GS-4016 N-Trifluoroacetyl-D-glucosamine (GlcNTFA)

M.F.: $C_8H_{12}F_3NO_6$

M.W.: 275.18

CAS No.: 36875-26-0

Package: mg to kg



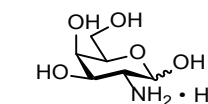
GS-4017 D(+)-GalHN2·HCl

M.F.: $C_6H_{14}ClNO_5$

M.W.: 215.63

CAS No.: 1772-03-8

Package: mg to kg



修饰寡糖

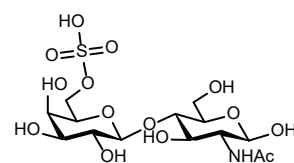
GSO-5001 (HSO₄-6-)Galb1,4GlcNAc

M.F.: C₁₄H₂₅N₃O₁₄S

M.W.: 463.41

CAS No.: N/A

Package: mg to kg



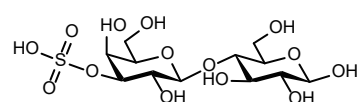
GSO-5002 (HSO₄-3-)Galb1,4Glc

M.F.: C₁₂H₂₂O₁₄S

M.W.: 422.35

CAS No.: N/A

Package: mg to kg



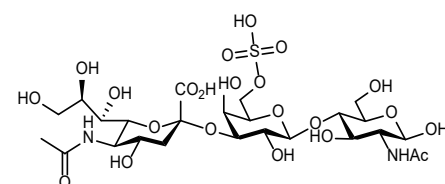
GSO-5003 Neu5Aca2,3(HSO₄-6-)Galb1,4GlcNAc

M.F.: C₂₅H₄₂N₂O₂₂S

M.W.: 754.66

CAS No.: N/A

Package: mg to kg



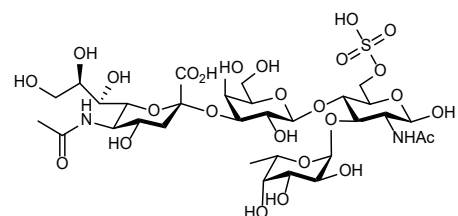
GSO-5004 Neu5Aca2,3Galb1,4(Fuca1,3)(HSO₄-6-)GlcNAc

M.F.: C₃₁H₅₂N₂O₂₆S

M.W.: 900.81

CAS No.: N/A

Package: mg to kg



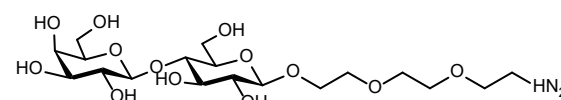
GSO-5005 Lactose PEG-NH₂

M.F.: C₁₈H₃₄N₂O₁₃

M.W.: 486.47

CAS No.: N/A

Package: mg to kg



修饰寡糖

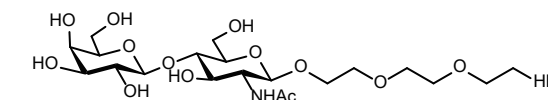
GSO-5008 LacNAc PEG-NH₂

M.F.: C₂₀H₃₇N₃O₁₃

M.W.: 527.52

CAS No.: N/A

Package: mg to kg



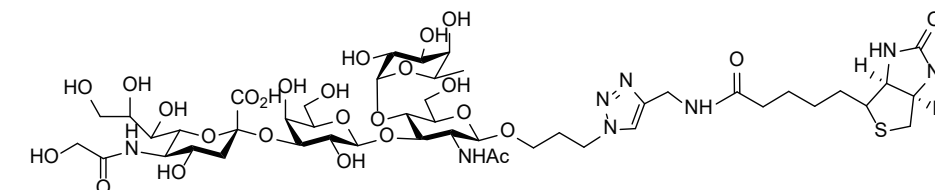
GSO-5009 Neu5Gca2-3Le^a-sp-biotin

M.F.: C₄₇H₇₆N₈O₂₆S

M.W.: 1201.22

CAS No.: N/A

Package: mg to kg



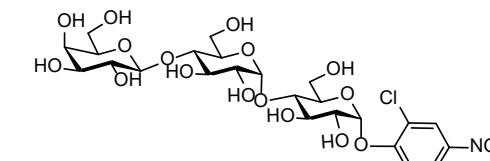
GY-001 Gal-G2-CNP

M.F.: C₂₄H₃₄ClNO₁₈

M.W.: 659.98

CAS No.: 157381-11-8

Package: 10 g, 100 g, 1 kg



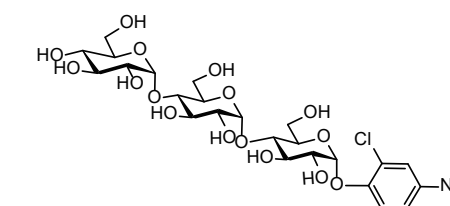
GY-002 G3-CNP

M.F.: C₂₄H₃₄ClNO₁₈

M.W.: 659.98

CAS No.: 118291-90-0

Package: 10 g, 100 g, 1 kg



糖脂 >>>

糖鞘脂介绍

糖鞘脂 (glycosphingolipid, GSL) 由神经酰胺和寡糖链构成，在真核细胞质膜中普遍存在。由于寡糖部分与神经酰胺部分可变，因此产生了种类丰富的GSLs，参与并调节细胞凋亡、细胞增殖、内吞作用、细胞内运输、细胞迁移和衰老以及炎症等，而这些是肿瘤发生、癌症恶化以及抗癌治疗的关键。因此GSLs有望成为肿瘤的诊断标志物和免疫治疗靶点[*]。

为了探索GSLs与各种病原体、毒素、细胞等的相互作用，糖脂芯片应运而生，大多通过非共价结合的方式固定于疏水材料上。已有研究表明糖脂微阵列平台可高效识别感染或未感染结核分枝杆菌人尿液样本，且可与霍乱毒素紧密结合[*]。

糖脂分类

Name (Series)	Abbreviation	
Lacto	(LcOSE ₄)	Galb3GlcNAcb3Galb4Glc1Ceramide
Lactoneo	(LcnOSE ₄)	Galb4GlcNAcb3Galb4Glc1Ceramide
Globo	(GbOSE ₄)	GalNAcb3Gala4Galb4Glc1Ceramide
Isoglobo	(GbiOSE ₄)	GalNAcb3Gala3Galb4Glc1Ceramide
Ganglio	(GgOSE ₄)	Galb3GalNAcb4Galb4Glc1Ceramide
Muco	(MucOSE ₄)	Galb3Galb3Galb4Glc1Ceramide
Gala	(GalOSE ₂)	Gala4Galb1Ceramide
Sulfatide		3-O-SulfoGal3b1Ceramide

参考文献：

[*] Russo D, et al.. 2013. Dec; 280(24):6338-53.

[*]Zhang J, et al.. Biosens Bioelectron. 2011. Oct 15;28(1):355-61.

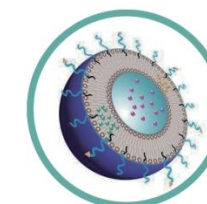
应用场景



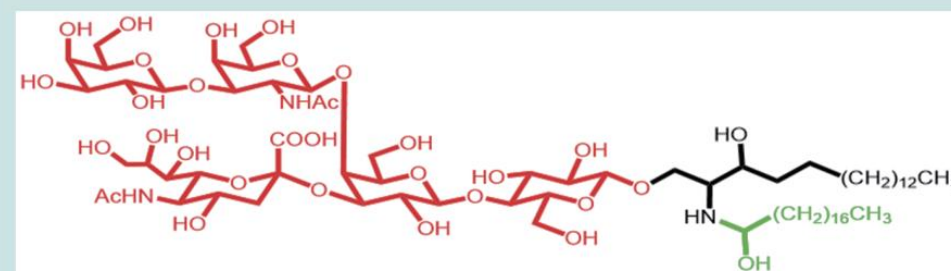
药物中间体



药物疫苗



mRNA包裹



糖链模块

单糖脂 ~
 Ganglio ~70 种
 Lacto ~150 种
 Neolacto ~250 种
 Globo ~50 种
 Isoglobo ~50 种

鞘氨醇模块

d18:0, d18:1
 d16:1, d14:1

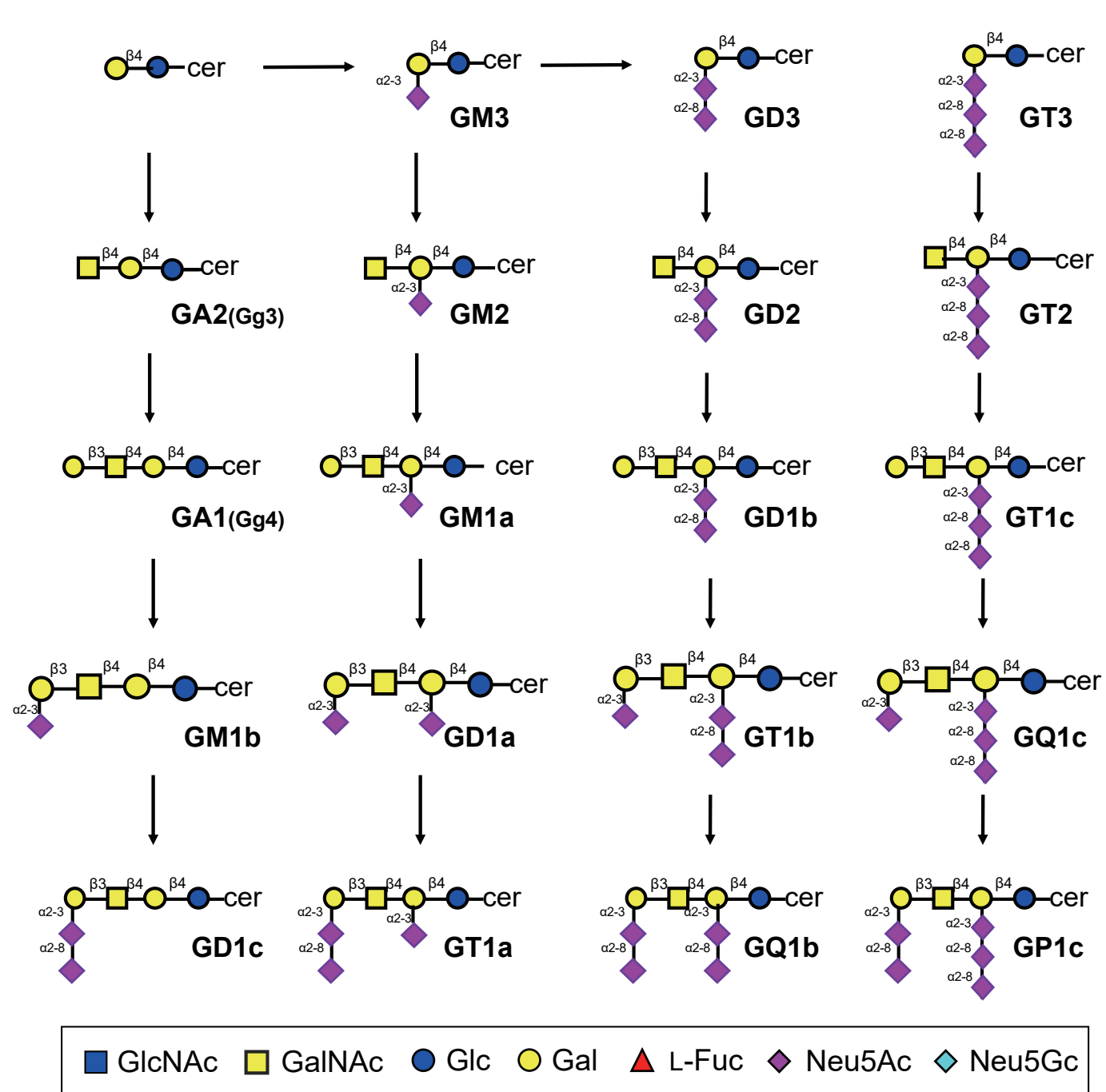
脂肪酸模块

C14-C30
 双键
 羟基化
 甲基化

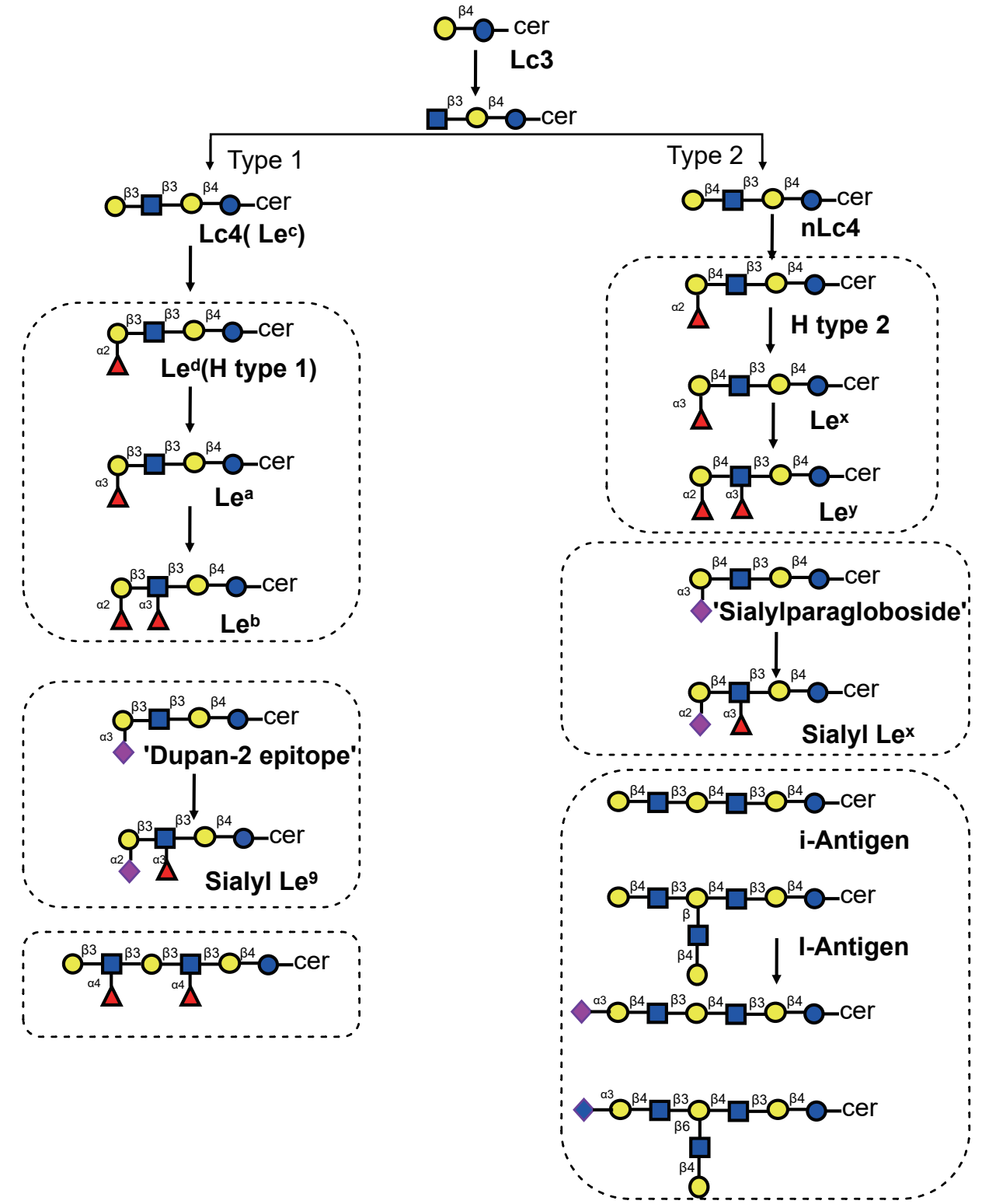
鞘氨醇

鞘氨醇，又称神经鞘氨醇，学名2-氨基-4-十八烯-1, 3-二醇，属于鞘脂类，鞘氨醇是神经酰胺、神经节苷脂、球糖苷、硫酸酯、鞘磷脂等多种鞘脂的结构单元，它在神经组织和细胞膜中含量最高，具有18个碳链和碳4处双键的鞘氨醇，是动物组织中最丰富的鞘氨醇。溶血鞘脂会抑制蛋白激酶C的活性，从而导致诸如Krabbe病和Gaucher病等鞘脂类疾病的发病。鞘氨醇可通过两种激酶磷酸化形成具有重要信号传导功能的1-磷酸鞘氨醇。虽然鞘氨醇和神经酰胺可以诱导细胞凋亡，但1-磷酸鞘氨醇可以促进细胞存活或增殖。鞘氨醇已被证明会导致细胞的细胞质钙水平增加。

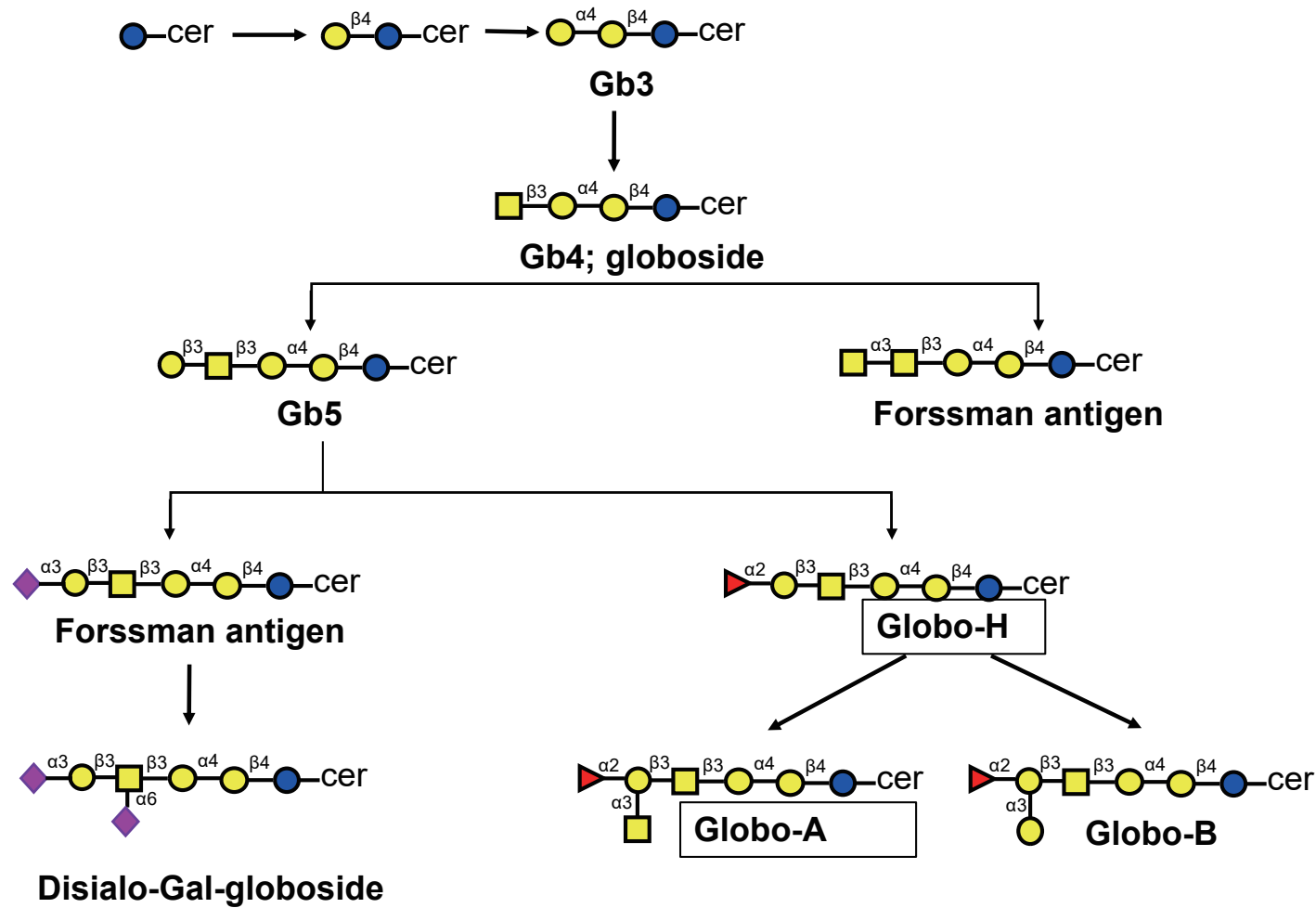
Ganglio-series GSLs



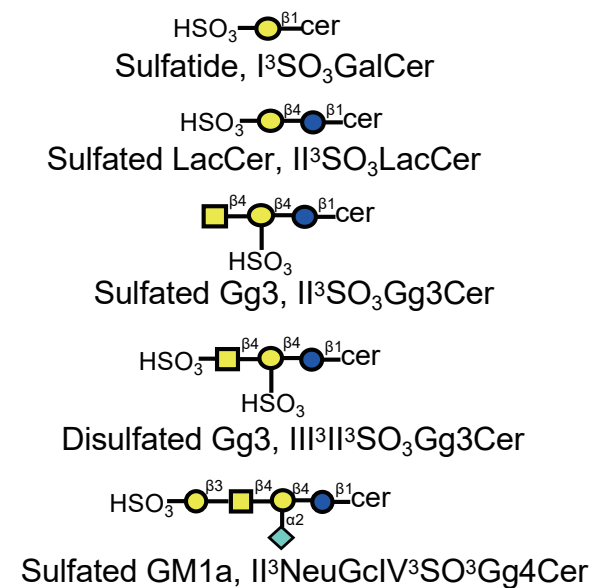
Lacto-series GSLs



Globo-series GSLs



Ulfated glycolipids.



KRN7000

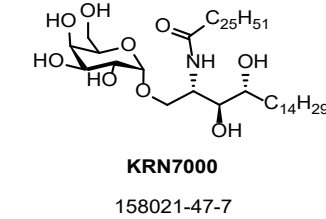
背景介绍

KRN7000是一种合成的糖脂，具有抗肿瘤和免疫刺激作用。 α -Galactosylceramide 是一种非常有效的 NKT 细胞激动剂，可与 CD1d 有效结合。 α -Galactosylceramide 与 CD1d 的复合物可与 NKT 细胞的 T 细胞抗原受体结合[*]。

参考文献：

[*]Park JJ, etc.. Bioorg Med Chem Lett. 2008 Jul 15;18(14):3906-9.

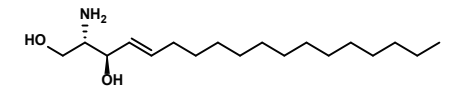
单糖脂: GL-1001



Sphingosine series

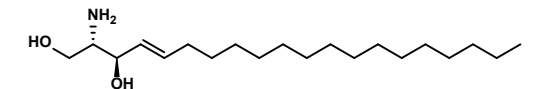
GLQ-0001 Sphingosine(d18:1)

M.F.: C₁₈H₃₇NO₂
M.W.: 299.5
CAS No.: 123-78-4
Package: mg to kg



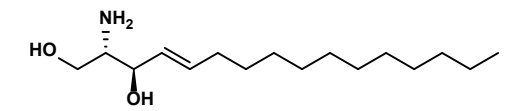
GLQ-0002 Sphingosine(d20:1)

M.F.: C₂₀H₄₁NO₂
M.W.: 327.55
CAS No.: 6918-49-6
Package: mg to kg



GLQ-0003 Sphingosine(d16:1)

M.F.: C₁₆H₃₃NO₂
M.W.: 271.45
CAS No.: 6982-9-8
Package: mg to kg



Sphingosine series

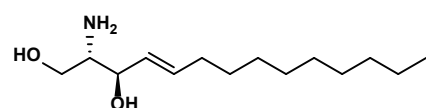
GLQ-0004 Sphingosine(d14:1)

M.F.: $C_{14}H_{29}NO_2$

M.W.: 243.39

CAS No.: 24558-60-9

Package: mg to kg



Monosaccharide series

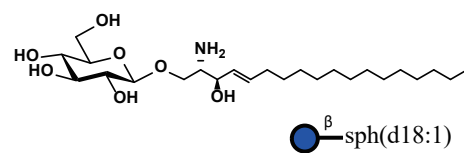
GL-0001 Glcsph d18:1 (GlcSphingosine)

M.F.: $C_{24}H_{47}NO_7$

M.W.: 461.64

CAS No.: 52050-17-6

Package: mg to kg



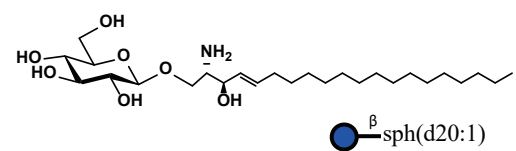
GL-0002 Glcsph d20:1 (GlcSphingosine)

M.F.: $C_{26}H_{51}NO_7$

M.W.: 489.69

CAS No.: N/A

Package: mg to kg



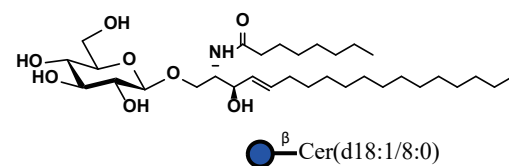
GL-1002 GlcCer d18:1/ 8:0 (GlcCeramide)

M.F.: $C_{32}H_{61}NO_8$

M.W.: 587.84

CAS No.: 111956-47-9

Package: mg to kg



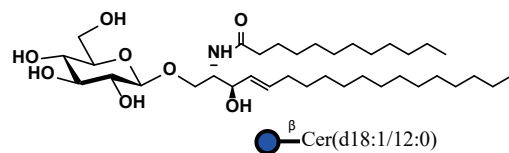
GL-1003 GlcCer d18:1/12:0 (GlcCeramide)

M.F.: $C_{36}H_{69}NO_8$

M.W.: 643.95

CAS No.: 111956-48-0

Package: mg to kg



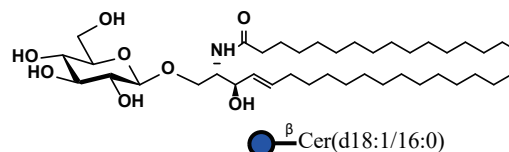
GL-1004 GlcCer d18:1/16:0 (GlcCeramide)

M.F.: $C_{40}H_{77}NO_8$

M.W.: 700.06

CAS No.: 74365-77-8

Package: mg to kg



Monosaccharide series

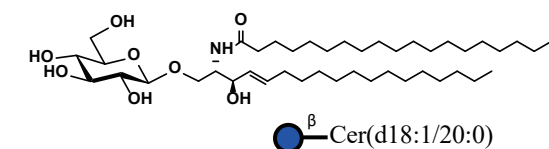
GL-1006 GlcCer d18:1/20:0 (GlcCeramide)

M.F.: $C_{44}H_{85}NO_8$

M.W.: 756.16

CAS No.: N/A

Package: mg to kg



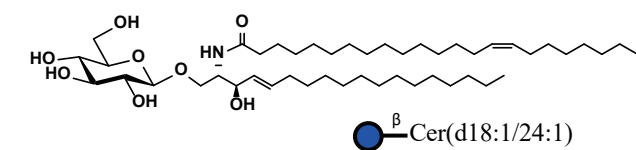
GL-1007 GlcCer d18:1/24:1 (GlcCeramide)

M.F.: $C_{48}H_{91}NO_8$

M.W.: 810.26

CAS No.: 887907-50-8

Package: mg to kg



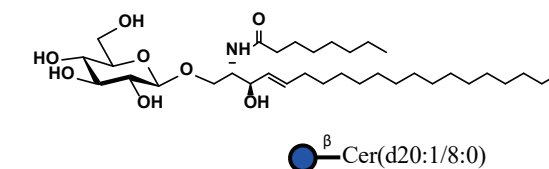
GL-1008 GlcCer d20:1/8:0 (GlcCeramide)

M.F.: $C_{34}H_{65}NO_8$

M.W.: 615.89

CAS No.: N/A

Package: mg to kg



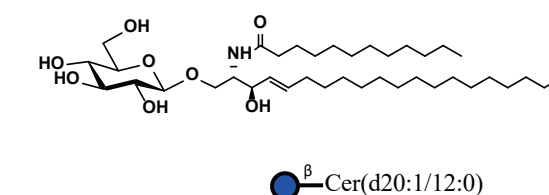
GL-1009 GlcCer d20:1/12:0 (GlcCeramide)

M.F.: $C_{38}H_{73}NO_8$

M.W.: 672.00

CAS No.: N/A

Package: mg to kg



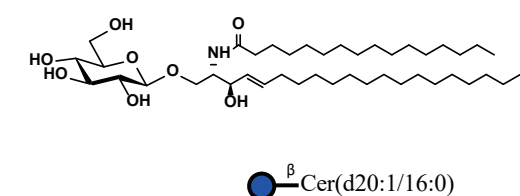
GL-1010 GlcCer d20:1/16:0 (GlcCeramide)

M.F.: $C_{42}H_{81}NO_8$

M.W.: 728.11

CAS No.: N/A

Package: mg to kg



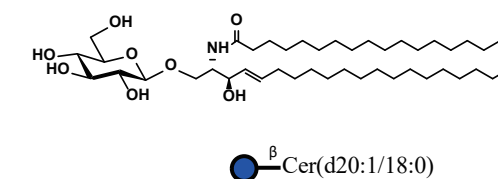
GL-1011 GlcCer d20:1/18:0 (GlcCeramide)

M.F.: $C_{44}H_{85}NO_8$

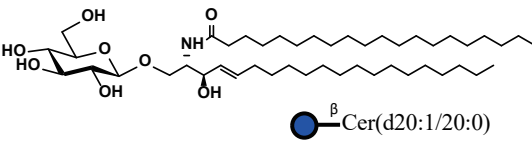
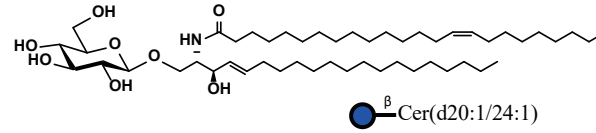
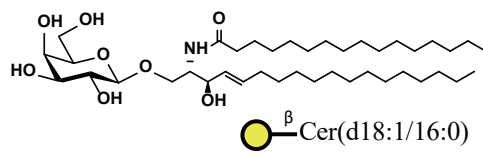
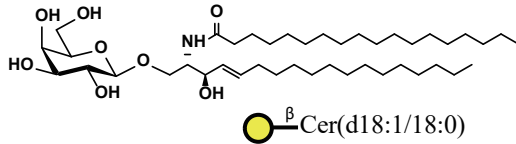
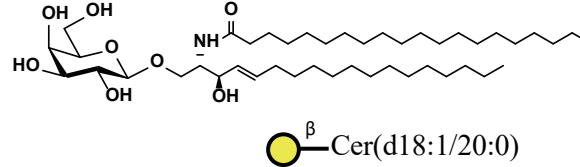
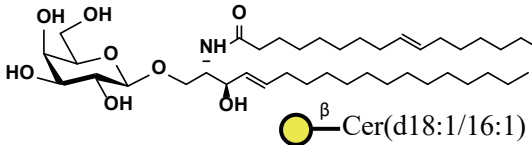
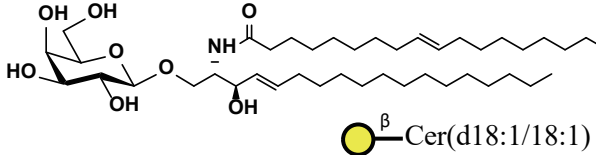
M.W.: 756.16

CAS No.: N/A

Package: mg to kg



Monosaccharide series

GL-1012	GlcCer d20:1/20:0 (GlcCeramide)	<p>M.F.: $C_{46}H_{89}NO_8$ M.W.: 784.22 CAS No.: N/A Package: mg to kg</p> 
GL-1013	GlcCer d20:1/24:1 (GlcCeramide)	<p>M.F.: $C_{50}H_{95}NO_8$ M.W.: 838.31 CAS No.: N/A Package: mg to kg</p> 
GL-1016	GalCer d18:1/16:0 (GalCeramide)	<p>M.F.: $C_{40}H_{77}NO_8$ M.W.: 700.06 CAS No.: 2260795-77-3 Package: mg to kg</p> 
GL-1017	GalCer d18:1/18:0 (GalCeramide)	<p>M.F.: $C_{42}H_{81}NO_8$ M.W.: 728.11 CAS No.: N/A Package: mg to kg</p> 
GL-1018	GalCer d18:1/20:0 (GalCeramide)	<p>M.F.: $C_{44}H_{85}NO_8$ M.W.: 756.16 CAS No.: N/A Package: mg to kg</p> 
GL-1020	GalCer d18:1/16:1 (GalCeramide)	<p>M.F.: $C_{40}H_{75}NO_8$ M.W.: 698.04 CAS No.: N/A Package: mg to kg</p> 
GL-1021	GalCer d18:1/18:1 (GalCeramide)	<p>M.F.: $C_{42}H_{79}NO_8$ M.W.: 726.09 CAS No.: N/A Package: mg to kg</p> 

乳糖系列

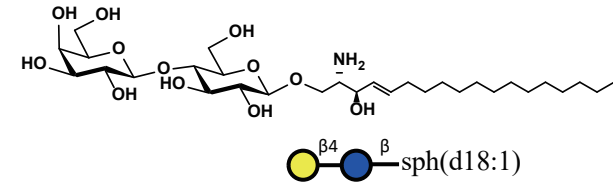
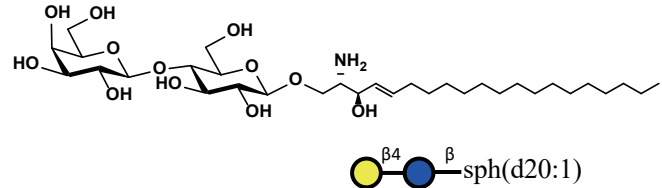
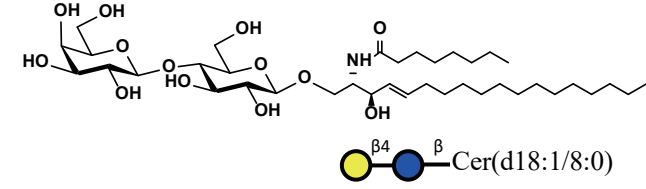
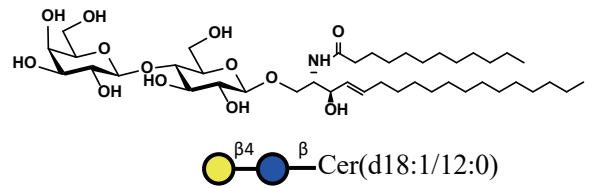
背景介绍

乳糖系列糖脂在胚胎发育阶段具有重要作用。小鼠胚胎发育GSLs谱表明在植入前阶段以及原肠形成期间主要表达乳糖系列鞘糖脂[*]。另外再胚胎阶段缺少GlcCer以及LacCer将导致胚胎死亡[*]。

参考文献:

[*]Yamashita T, et al.. 1999. Proc Natl Acad Sci USA 96, 9142-9147.

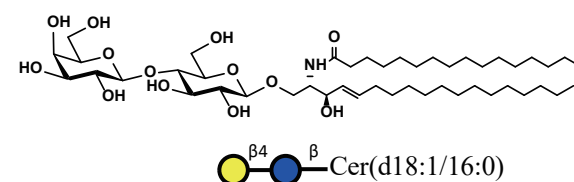
[*]Kumagai T, et al.. 2010. Glycoconj J 27, 685-695.

GL-0003	Lacsph d18:1 (Galb1,4GlcSphingosine)	<p>M.F.: $C_{30}H_{57}NO_{12}$ M.W.: 623.78 CAS No.: 109785-20-8 Package: mg to kg</p> 
GL-0004	Lacsph d20:1 (Galb1,4GlcSphingosine)	<p>M.F.: $C_{32}H_{61}NO_{12}$ M.W.: 651.84 CAS No.: N/A Package: mg to kg</p> 
GL-2001	LacCer d18:1/8:0 (Galb1,4GlcCeramide)	<p>M.F.: $C_{38}H_{71}NO_{13}$ M.W.: 749.98 CAS No.: 384842-72-2 Package: mg to kg</p> 
GL-2002	LacCer d18:1/12:0 (Galb1,4GlcCeramide)	<p>M.F.: $C_{42}H_{79}NO_{13}$ M.W.: 806.09 CAS No.: 474943-80-1 Package: mg to kg</p> 

Lactose series

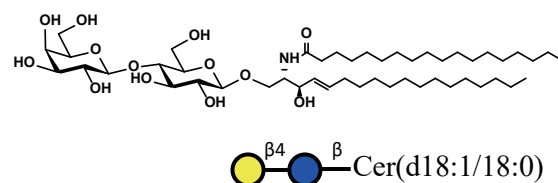
GL-2003 LacCer d18:1/16:0 (Galb1,4GlcCeramide)

M.F.: $C_{46}H_{87}NO_{13}$
M.W.: 862.20
CAS No.: 4201-62-1
Package: mg to kg



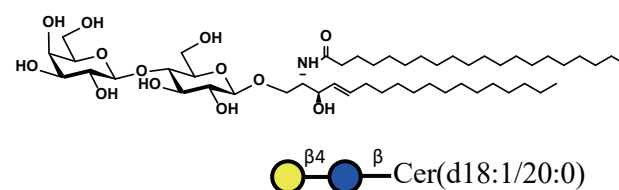
GL-2004 LacCer d18:1/18:0 (Galb1,4GlcCeramide)

M.F.: $C_{48}H_{91}NO_{13}$
M.W.: 890.25
CAS No.: 125712-73-4
Package: mg to kg



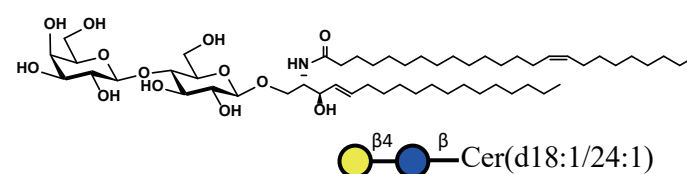
GL-2005 LacCer d18:1/20:0 (Galb1,4GlcCeramide)

M.F.: $C_{50}H_{95}NO_{13}$
M.W.: 918.30
CAS No.: 125650-87-5
Package: mg to kg



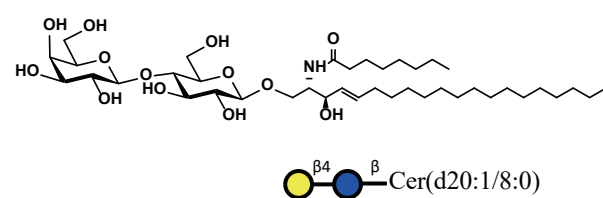
GL-2006 LacCer d18:1/24:1 (Galb1,4GlcCeramide)

M.F.: $C_{54}H_{101}NO_{13}$
M.W.: 972.40
CAS No.: 483370-78-1
Package: mg to kg



GL-2007 LacCer d20:1/8:0 (Galb1,4GlcCeramide)

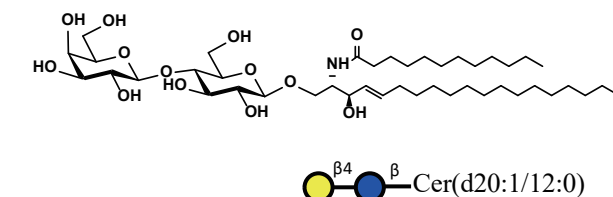
M.F.: $C_{40}H_{75}NO_{13}$
M.W.: 778.03
CAS No.: N/A
Package: mg to kg



Lactose series

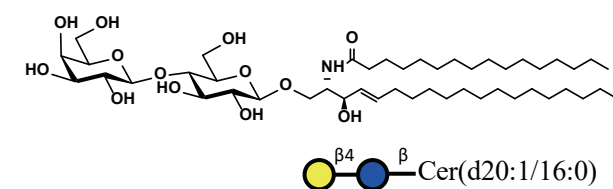
GL-2008 LacCer d20:1/12:0 (Galb1,4GlcCeramide)

M.F.: $C_{44}H_{83}NO_{13}$
M.W.: 834.14
CAS No.: N/A
Package: mg to kg



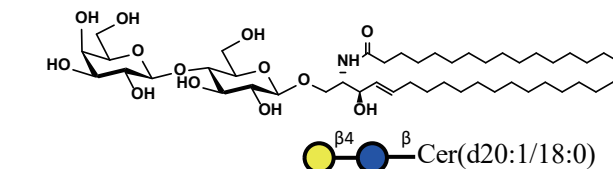
GL-2009 LacCer d20:1/16:0 (Galb1,4GlcCeramide)

M.F.: $C_{48}H_{91}NO_{13}$
M.W.: 890.25
CAS No.: N/A
Package: mg to kg



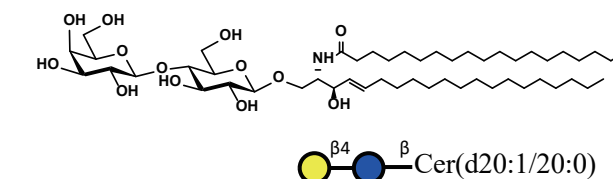
GL-2010 LacCer d20:1/18:0 (Galb1,4GlcCeramide)

M.F.: $C_{50}H_{95}NO_{13}$
M.W.: 918.30
CAS No.: N/A
Package: mg to kg



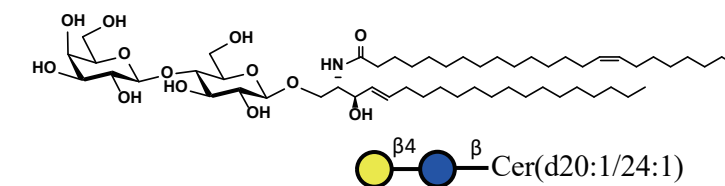
GL-2011 LacCer d20:1/20:0 (Galb1,4GlcCeramide)

M.F.: $C_{52}H_{99}NO_{13}$
M.W.: 946.36
CAS No.: N/A
Package: mg to kg



GL-2012 LacCer d20:1/24:1 (Galb1,4GlcCeramide)

M.F.: $C_{56}H_{105}NO_{13}$
M.W.: 1000.45
CAS No.: 474943-80-1
Package: mg to kg



Lc3

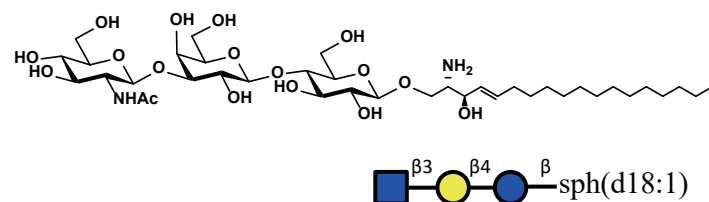
GL-0057 Lc3sph d18:1 (GlcNAc1,3Gal1,4Glc1sphingosine)

M.F.: $C_{38}H_{70}N_2O_{17}$

M.W.: 826.98

CAS No.: N/A

Package: mg to kg



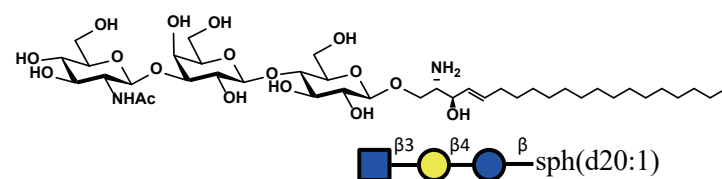
GL-0058 Lc3sph d20:1 (GlcNAc1,3Gal1,4Glc1sphingosine)

M.F.: $C_{41}H_{78}N_2O_{17}$

M.W.: 871.07

CAS No.: N/A

Package: mg to kg



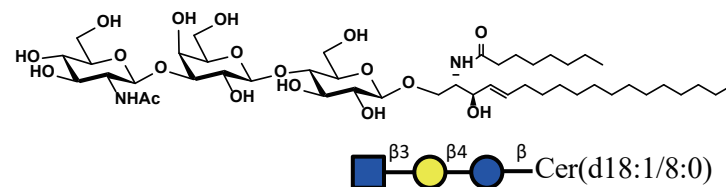
GL-2457 Lc3Cer d18:1/8:0 (GlcNAc1,3Gal1,4Glc1Ceramide)

M.F.: $C_{47}H_{88}N_2O_{18}$

M.W.: 969.22

CAS No.: N/A

Package: mg to kg



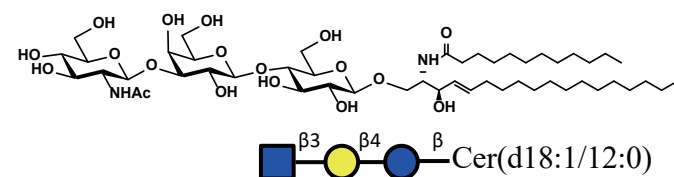
GL-2458 Lc3Cer d18:1/12:0 (GlcNAc1,3Gal1,4Glc1Ceramide)

M.F.: $C_{50}H_{92}N_2O_{18}$

M.W.: 1008.63

CAS No.: N/A

Package: mg to kg



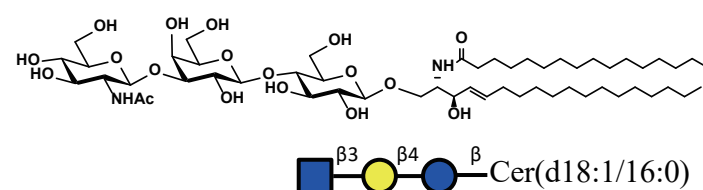
GL-2459 Lc3Cer d18:1/16:0 (GlcNAc1,3Gal1,4Glc1Ceramide)

M.F.: $C_{54}H_{100}N_2O_{18}$

M.W.: 1065.39

CAS No.: N/A

Package: mg to kg



Lc3

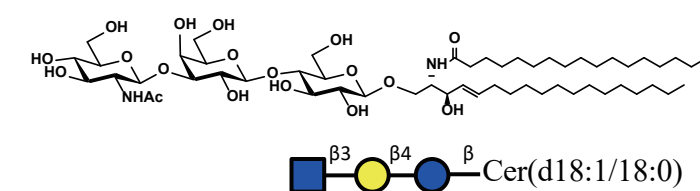
GL-2460 Lc3Cer d18:1/18:0 (GlcNAc1,3Gal1,4Glc1Ceramide)

M.F.: $C_{56}H_{104}N_2O_{18}$

M.W.: 1093.44

CAS No.: N/A

Package: mg to kg



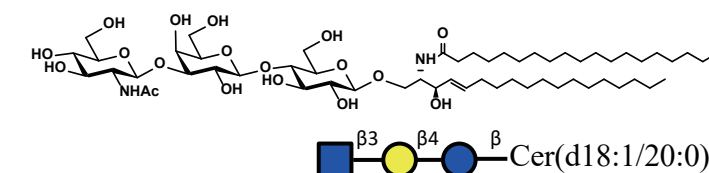
GL-2461 Lc3Cer d18:1/20:0 (GlcNAc1,3Gal1,4Glc1Ceramide)

M.F.: $C_{58}H_{108}N_2O_{18}$

M.W.: 1121.50

CAS No.: N/A

Package: mg to kg



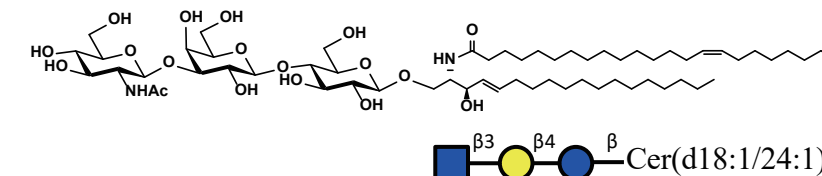
GL-2462 Lc3Cer d18:1/24:1 (GlcNAc1,3Gal1,4Glc1Ceramide)

M.F.: $C_{62}H_{114}N_2O_{18}$

M.W.: 1175.81

CAS No.: N/A

Package: mg to kg



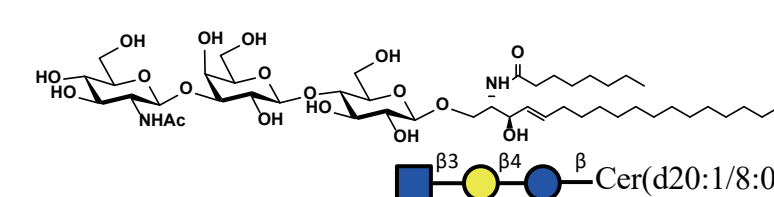
GL-2463 Lc3Cer d20:1/8:0 (GlcNAc1,3Gal1,4Glc1Ceramide)

M.F.: $C_{48}H_{88}N_2O_{18}$

M.W.: 981.23

CAS No.: 474943-80-1

Package: mg to kg



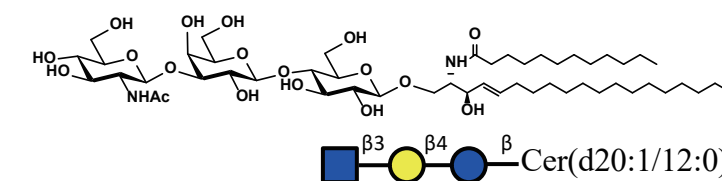
GL-2464 Lc3Cer d20:1/12:0 (GlcNAc1,3Gal1,4Glc1Ceramide)

M.F.: $C_{53}H_{100}N_2O_{18}$

M.W.: 1053.38

CAS No.: N/A

Package: mg to kg



Lc3

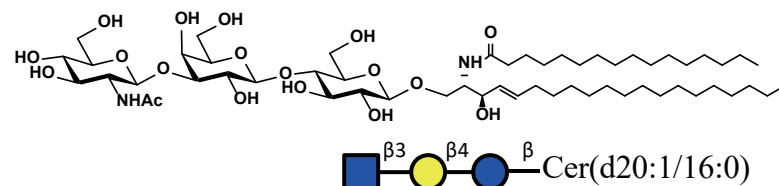
GL-2465 Lc3Cer d20:1/16:0 (GlcNAc1,3Galb1,4GlcCeramide)

M.F.: $C_{56}H_{104}N_2O_{18}$

M.W.: 1093.44

CAS No.: N/A

Package: mg to kg



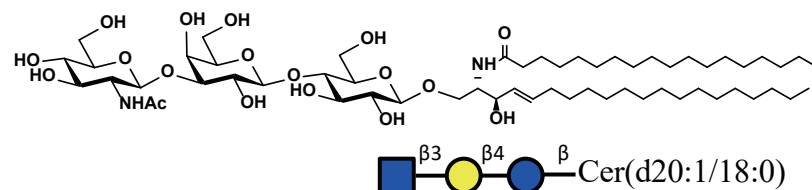
GL-2466 Lc3Cer d20:1/18:0 (GlcNAc1,3Galb1,4GlcCeramide)

M.F.: $C_{58}H_{108}N_2O_{18}$

M.W.: 1121.50

CAS No.: N/A

Package: mg to kg



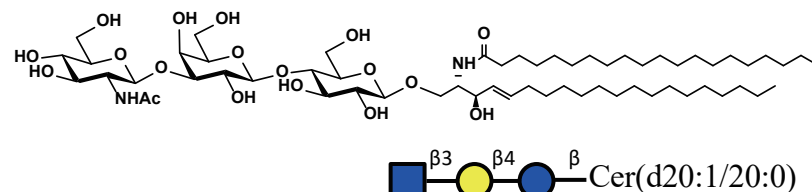
GL-2467 Lc3Cer d20:1/20:0 (GlcNAc1,3Galb1,4GlcCeramide)

M.F.: $C_{60}H_{112}N_2O_{18}$

M.W.: 1149.55

CAS No.: N/A

Package: mg to kg



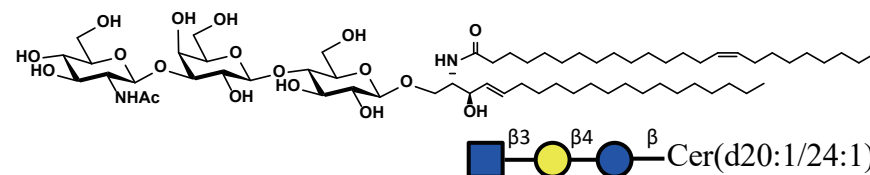
GL-2468 Lc3Cer d20:1/24:1 (GlcNAc1,3Galb1,4GlcCeramide)

M.F.: $C_{64}H_{118}N_2O_{18}$

M.W.: 1203.64

CAS No.: N/A

Package: mg to kg



Lc4

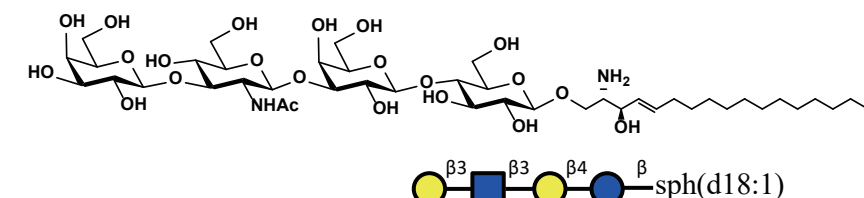
GL-0061 Lc4sph d18:1 (Galb1,3GlcNAcb1,3Galb1,4GlcSphingosine)

M.F.: $C_{44}H_{80}N_2O_{22}$

M.W.: 989.12

CAS No.: N/A

Package: mg to kg



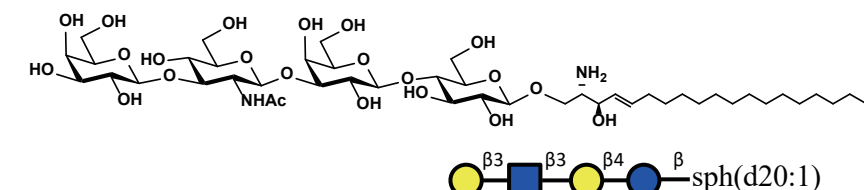
GL-0062 Lc4sph d20:1 (Galb1,3GlcNAcb1,3Galb1,4GlcSphingosine)

M.F.: $C_{46}H_{84}N_2O_{22}$

M.W.: 1017.17

CAS No.: N/A

Package: mg to kg



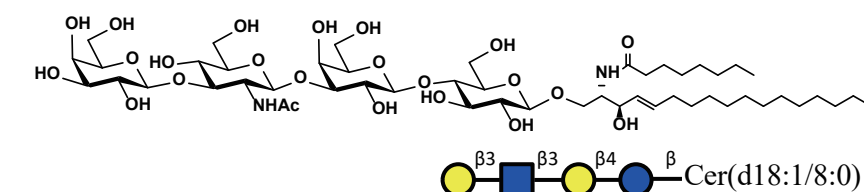
GL-2481 Lc4Cer d18:1/8:0 (Galb1,3GlcNAcb1,3Galb1,4GlcCeramide)

M.F.: $C_{52}H_{94}N_2O_{23}$

M.W.: 1115.32

CAS No.: N/A

Package: mg to kg



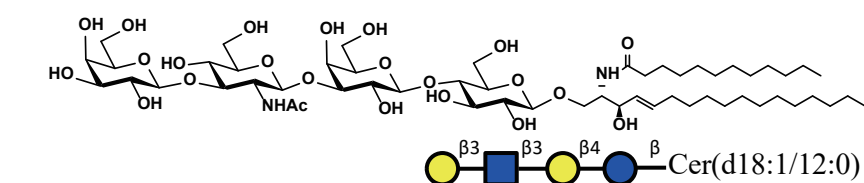
GL-2482 Lc4Cer d18:1/12:0 (Galb1,3GlcNAcb1,3Galb1,4GlcCeramide)

M.F.: $C_{56}H_{102}N_2O_{23}$

M.W.: 1171.42

CAS No.: N/A

Package: mg to kg



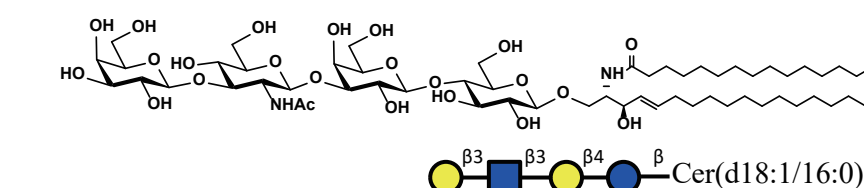
GL-2483 Lc4Cer d18:1/16:0 (Galb1,3GlcNAcb1,3Galb1,4GlcCeramide)

M.F.: $C_{60}H_{110}N_2O_{23}$

M.W.: 1227.53

CAS No.: N/A

Package: mg to kg



Lc4

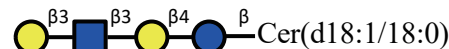
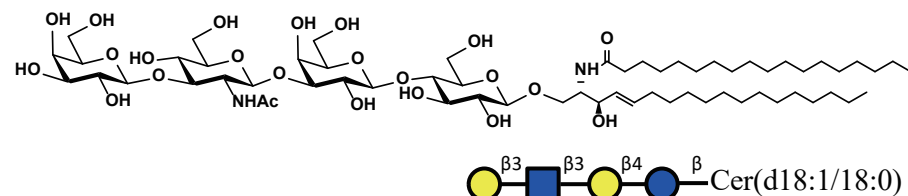
GL-2484 Lc4Cer d18:1/18:0 (Galb1,3GlcNAcb1,3Galb1,4GlcCeramide)

M.F.: $C_{62}H_{114}N_2O_{23}$

M.W.: 1255.59

CAS No.: N/A

Package: mg to kg



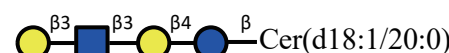
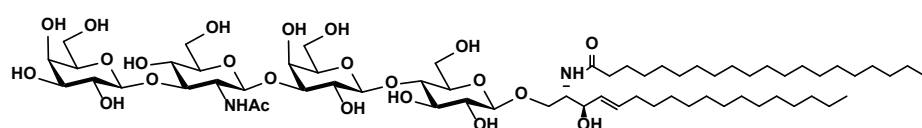
GL-2485 Lc4Cer d18:1/20:0 (Galb1,3GlcNAcb1,3Galb1,4GlcCeramide)

M.F.: $C_{64}H_{118}N_2O_{23}$

M.W.: 1283.64

CAS No.: N/A

Package: mg to kg



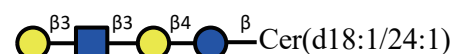
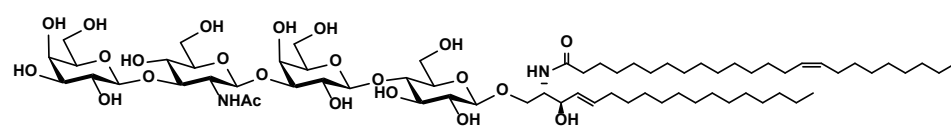
GL-2486 Lc4Cer d18:1/24:1 (Galb1,3GlcNAcb1,3Galb1,4GlcCeramide)

M.F.: $C_{68}H_{124}N_2O_{23}$

M.W.: 1337.73

CAS No.: N/A

Package: mg to kg



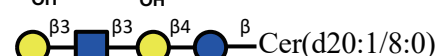
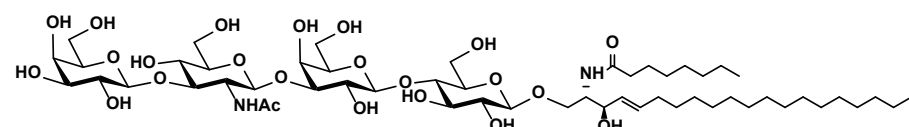
GL-2487 Lc4Cer d20:1/8:0 (Galb1,3GlcNAcb1,3Galb1,4GlcCeramide)

M.F.: $C_{54}H_{98}N_2O_{23}$

M.W.: 1143.37

CAS No.: N/A

Package: mg to kg



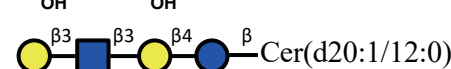
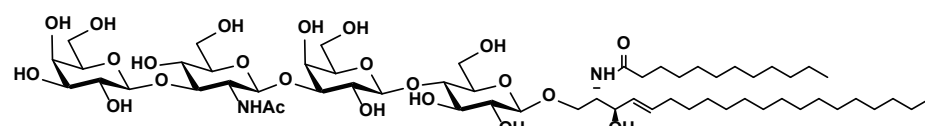
GL-2488 Lc4Cer d20:1/12:0 (Galb1,3GlcNAcb1,3Galb1,4GlcCeramide)

M.F.: $C_{58}H_{106}N_2O_{23}$

M.W.: 1199.48

CAS No.: N/A

Package: mg to kg



Lc4

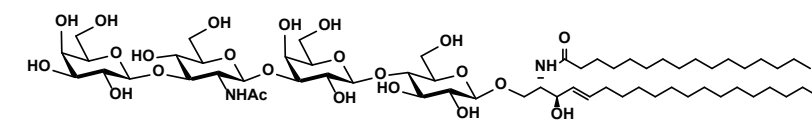
GL-2489 Lc4Cer d20:1/16:0 (Galb1,3GlcNAcb1,3Galb1,4GlcCeramide)

M.F.: $C_{64}H_{114}N_2O_{23}$

M.W.: 1255.59

CAS No.: N/A

Package: mg to kg



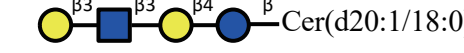
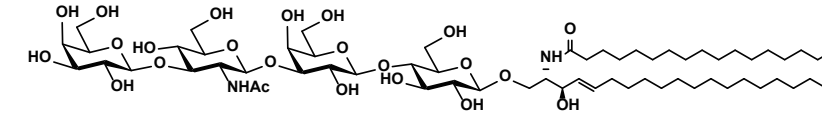
GL-2490 Lc4Cer d20:1/18:0 (Galb1,3GlcNAcb1,3Galb1,4GlcCeramide)

M.F.: $C_{64}H_{118}N_2O_{23}$

M.W.: 1283.64

CAS No.: N/A

Package: mg to kg



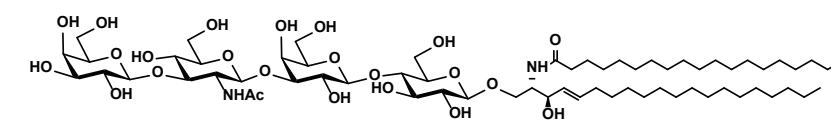
GL-2491 Lc4Cer d20:1/20:0 (Galb1,3GlcNAcb1,3Galb1,4GlcCeramide)

M.F.: $C_{66}H_{122}N_2O_{23}$

M.W.: 1311.69

CAS No.: N/A

Package: mg to kg



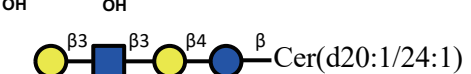
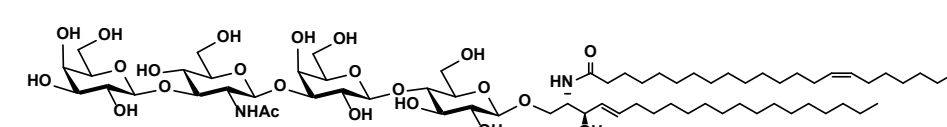
GL-2492 Lc4Cer d20:1/24:1 (Galb1,3GlcNAcb1,3Galb1,4GlcCeramide)

M.F.: $C_{70}H_{128}N_2O_{23}$

M.W.: 1365.79

CAS No.: N/A

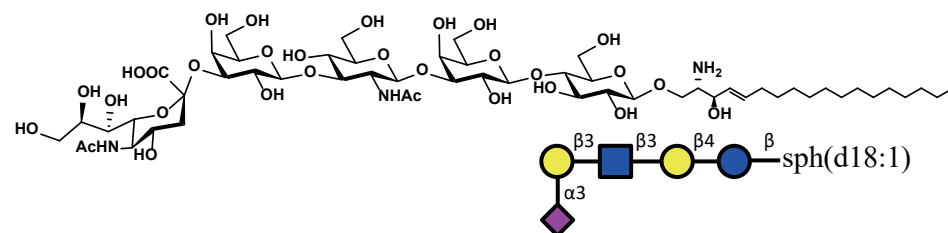
Package: mg to kg



Sialyl-Lc4

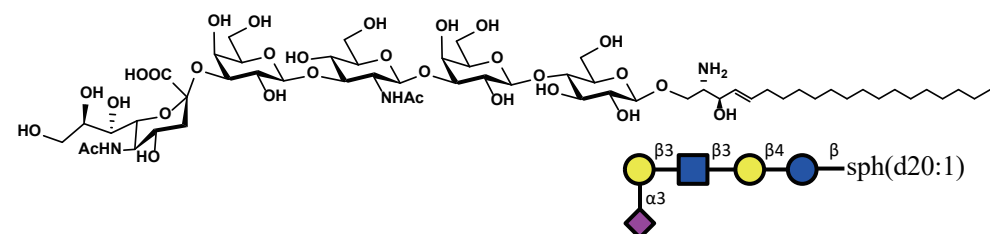
GL-0063 Sialyl-Lc4sph d18:1 ((Neu5Aca2,3)Galb1,3GlcNAcb1,3Galb1,4Glcbsphingosine)

M.F.: $C_{57}H_{97}N_3O_{30}$
M.W.: 1280.37
CAS No.: N/A
Package: mg to kg



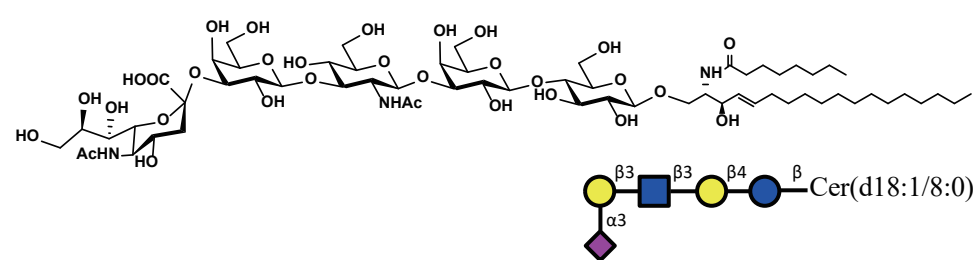
GL-0064 Sialyl-Lc4sph d20:1 ((Neu5Aca2,3)Galb1,3GlcNAcb1,3Galb1,4Glcbsphingosine)

M.F.: $C_{57}H_{101}N_3O_{30}$
M.W.: 1308.43
CAS No.: N/A
Package: mg to kg



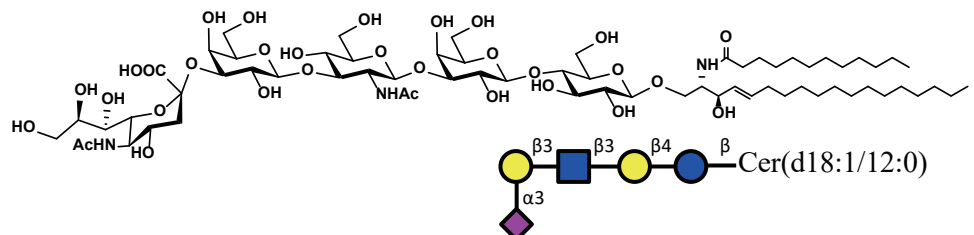
GL-2493 Sialyl-Lc4Cer d18:1/8:0 ((Neu5Aca2,3)Galb1,3GlcNAcb1,3Galb1,4GlcbsCeramide)

M.F.: $C_{63}H_{111}N_3O_{31}$
M.W.: 1406.57
CAS No.: N/A
Package: mg to kg



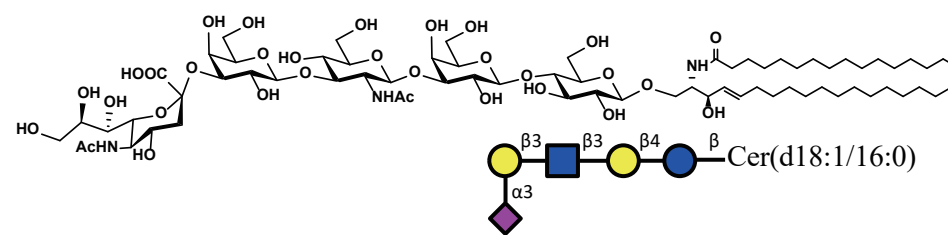
GL-2494 Sialyl-Lc4Cer d18:1/12:0 ((Neu5Aca2,3)Galb1,3GlcNAcb1,3Galb1,4GlcbsCeramide)

M.F.: $C_{67}H_{119}N_3O_{31}$
M.W.: 1462.68
CAS No.: N/A
Package: mg to kg



GL-2495 Sialyl-Lc4Cer d18:1/16:0 ((Neu5Aca2,3)Galb1,3GlcNAcb1,3Galb1,4GlcbsCeramide)

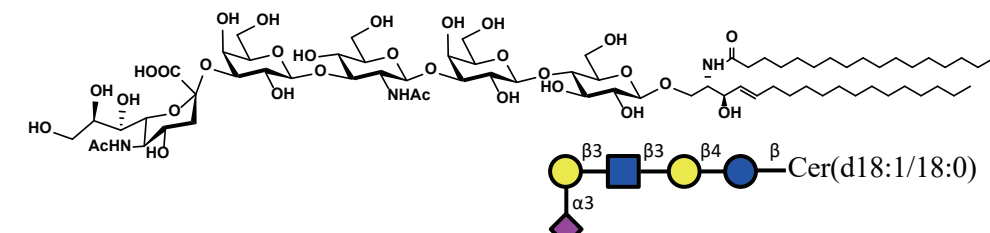
M.F.: $C_{71}H_{127}N_3O_{31}$
M.W.: 1518.79
CAS No.: N/A
Package: mg to kg



Sialyl-Lc4

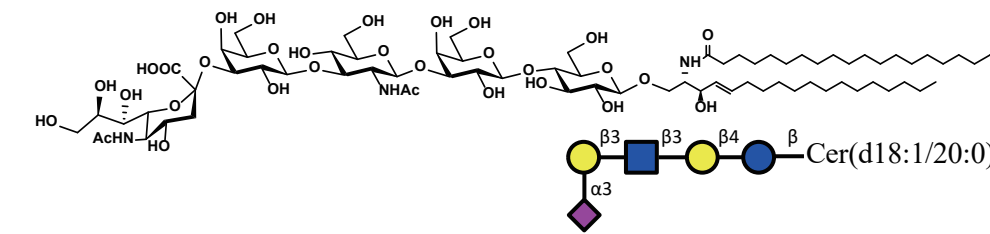
GL-2496 Sialyl-Lc4Cer d18:1/18:0 ((Neu5Aca2,3)Galb1,3GlcNAcb1,3Galb1,4GlcbsCeramide)

M.F.: $C_{73}H_{131}N_3O_{31}$
M.W.: 1546.84
CAS No.: N/A
Package: mg to kg



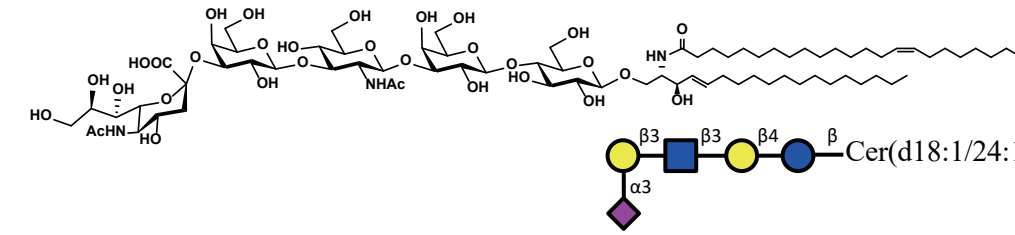
GL-2497 Sialyl-Lc4Cer d18:1/20:0 ((Neu5Aca2,3)Galb1,3GlcNAcb1,3Galb1,4GlcbsCeramide)

M.F.: $C_{75}H_{135}N_3O_{31}$
M.W.: 1574.90
CAS No.: N/A
Package: mg to kg



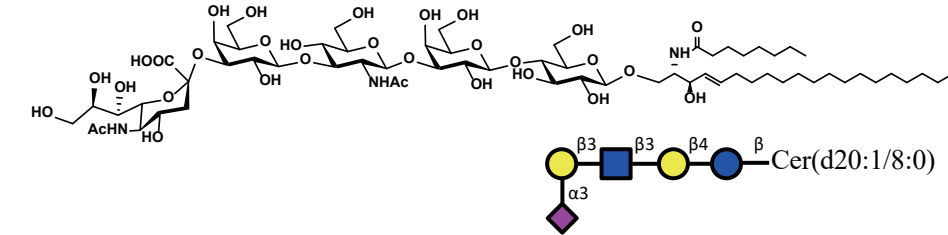
GL-2498 Sialyl-Lc4Cer d18:1/24:1 ((Neu5Aca2,3)Galb1,3GlcNAcb1,3Galb1,4GlcbsCeramide)

M.F.: $C_{79}H_{141}N_3O_{31}$
M.W.: 1628.99
CAS No.: N/A
Package: mg to kg



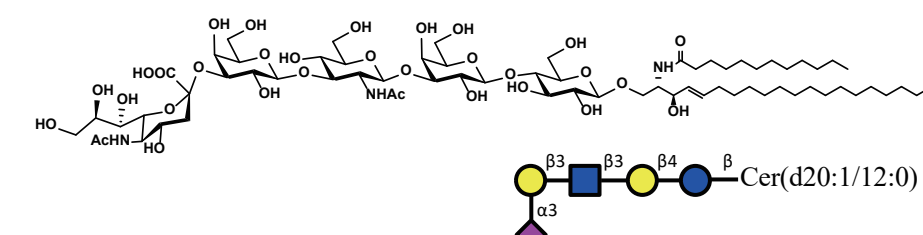
GL-2499 Sialyl-Lc4Cer d20:1/8:0 ((Neu5Aca2,3)Galb1,3GlcNAcb1,3Galb1,4GlcbsCeramide)

M.F.: $C_{65}H_{115}N_3O_{31}$
M.W.: 1434.63
CAS No.: N/A
Package: mg to kg



GL-2500 Sialyl-Lc4Cer d20:1/12:0 ((Neu5Aca2,3)Galb1,3GlcNAcb1,3Galb1,4GlcbsCeramide)

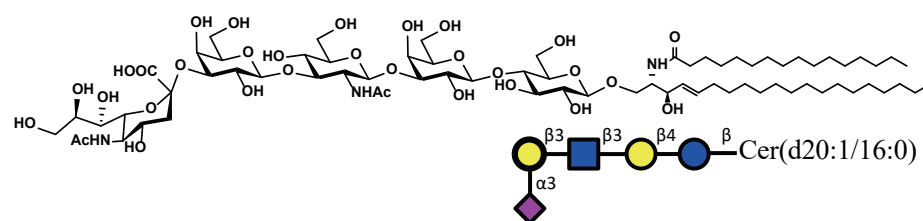
M.F.: $C_{69}H_{123}N_3O_{31}$
M.W.: 1490.73
CAS No.: N/A
Package: mg to kg



Sialyl-Lc4)

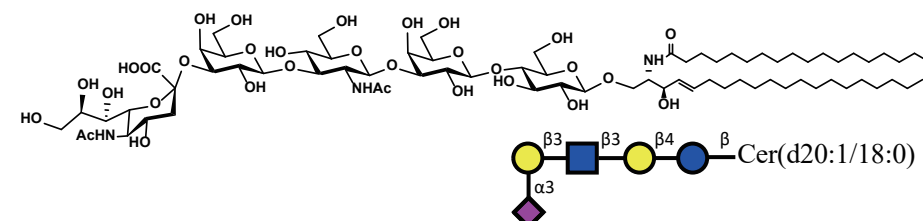
GL-2501 Sialyl-Lc4Cer d20:1/16:0 ((Neu5Aca2,3)Galb1,3GlcNAcb1,3Galb1,4GlcCeramide)

M.F.: $C_{73}H_{131}N_3O_{31}$
M.W.: 1546.84
CAS No.: N/A
Package: mg to kg



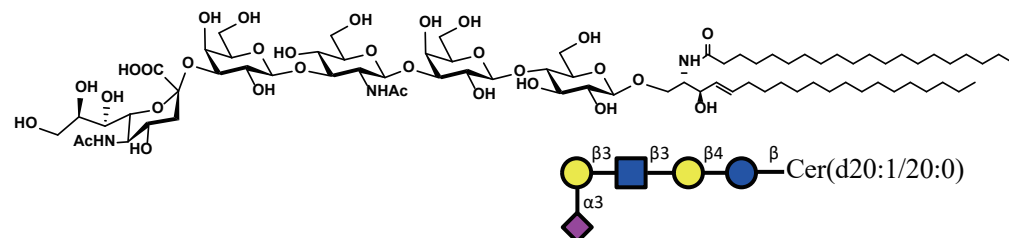
GL-2502 Sialyl-Lc4Cer d20:1/18:0 ((Neu5Aca2,3)Galb1,3GlcNAcb1,3Galb1,4GlcCeramide)

M.F.: $C_{75}H_{135}N_3O_{31}$
M.W.: 1574.90
CAS No.: N/A
Package: mg to kg



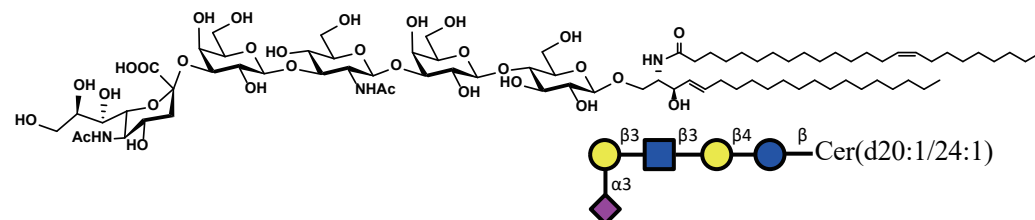
GL-2503 Sialyl-Lc4Cer d20:1/20:0 ((Neu5Aca2,3)Galb1,3GlcNAcb1,3Galb1,4GlcCeramide)

M.F.: $C_{77}H_{139}N_3O_{31}$
M.W.: 1602.95
CAS No.: N/A
Package: mg to kg



GL-2504 Sialyl-Lc4Cer d20:1/24:1 ((Neu5Aca2,3)Galb1,3GlcNAcb1,3Galb1,4GlcCeramide)

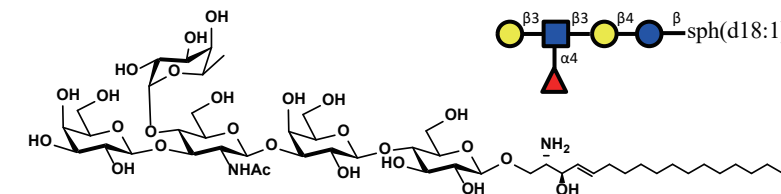
M.F.: $C_{81}H_{145}N_3O_{31}$
M.W.: 1657.04
CAS No.: N/A
Package: mg to kg



Lewis^a

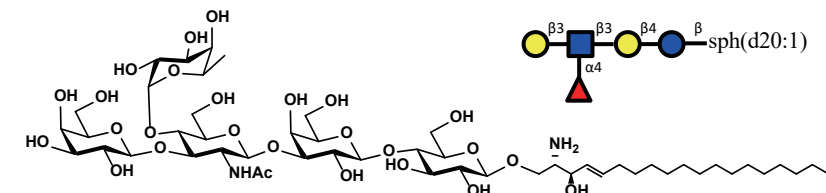
GL-0071 Lewis^asph d18:1 (Galb1,3(Fuca1,4)GlcNAcb1,3Galb1,4GlcSphingosine)

M.F.: $C_{50}H_{90}N_2O_{26}$
M.W.: 1135.26
CAS No.: N/A
Package: mg to kg



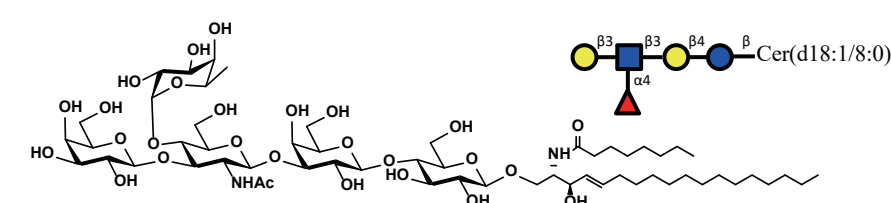
GL-0072 Lewis^asph d20:1 (Galb1,3(Fuca1,4)GlcNAcb1,3Galb1,4GlcSphingosine)

M.F.: $C_{52}H_{94}N_2O_{26}$
M.W.: 1163.31
CAS No.: N/A
Package: mg to kg



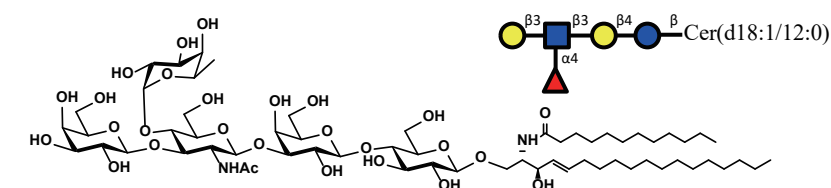
GL-2541 Lewis^aCer d18:1/8:0 (Galb1,3(Fuca1,4)GlcNAcb1,3Galb1,4GlcCeramide)

M.F.: $C_{58}H_{104}N_2O_{27}$
M.W.: 1261.46
CAS No.: N/A
Package: mg to kg



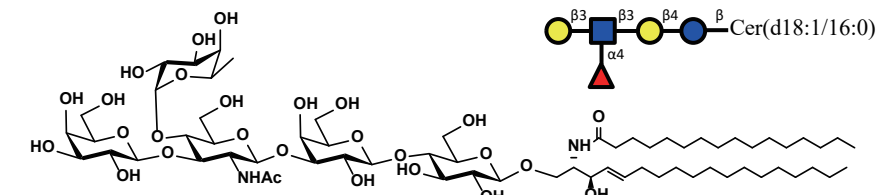
GL-2542 Lewis^aCer d18:1/12:0 (Galb1,3(Fuca1,4)GlcNAcb1,3Galb1,4GlcCeramide)

M.F.: $C_{62}H_{112}N_2O_{27}$
M.W.: 1317.57
CAS No.: N/A
Package: mg to kg



GL-2543 Lewis^aCer d18:1/16:0 (Galb1,3(Fuca1,4)GlcNAcb1,3Galb1,4GlcCeramide)

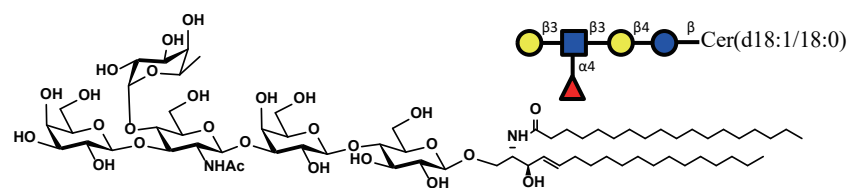
M.F.: $C_{66}H_{120}N_2O_{27}$
M.W.: 1373.67
CAS No.: N/A
Package: mg to kg



Lewis^a

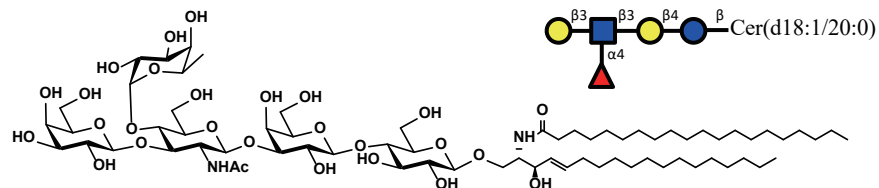
GL-2544 Lewis^aCer d18:1/18:0 (Galb1,3(Fuca1,4)GlcNAcb1,3Galb1,4GlcCeramide)

M.F.: C₆₈H₁₂₄N₂O₂₇
M.W.: 1401.73
CAS No.: N/A
Package: mg to kg



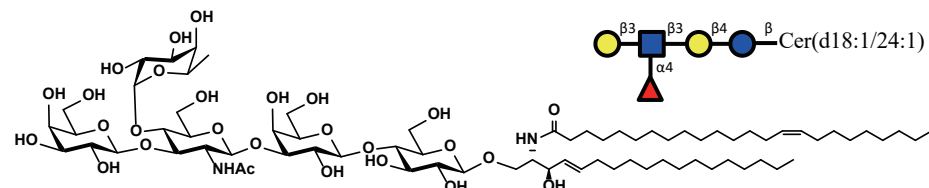
GL-2545 Lewis^aCer d18:1/20:0 (Galb1,3(Fuca1,4)GlcNAcb1,3Galb1,4GlcCeramide)

M.F.: C₇₀H₁₂₈N₂O₂₇
M.W.: 1429.78
CAS No.: N/A
Package: mg to kg



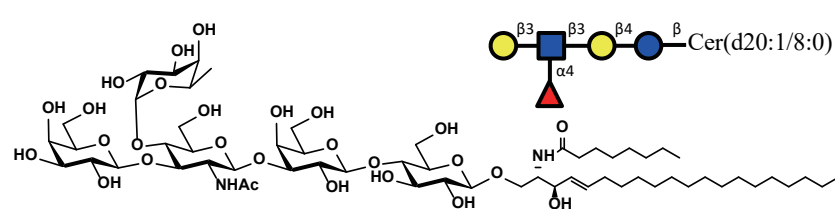
GL-2546 Lewis^aCer d18:1/24:1 (Galb1,3(Fuca1,4)GlcNAcb1,3Galb1,4GlcCeramide)

M.F.: C₇₄H₁₃₄N₂O₂₇
M.W.: 1483.87
CAS No.: N/A
Package: mg to kg



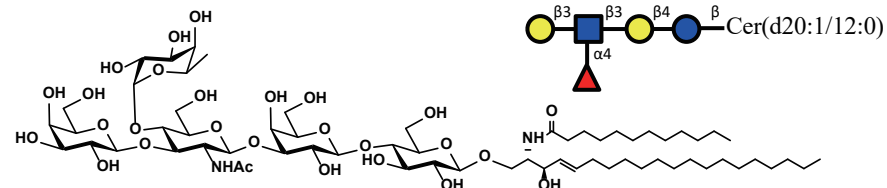
GL-2547 Lewis^aCer d20:1/8:0 (Galb1,3(Fuca1,4)GlcNAcb1,3Galb1,4GlcCeramide)

M.F.: C₆₀H₁₀₈N₂O₂₇
M.W.: 1289.51
CAS No.: N/A
Package: mg to kg



GL-2548 Lewis^aCer d20:1/12:0 (Galb1,3(Fuca1,4)GlcNAcb1,3Galb1,4GlcCeramide)

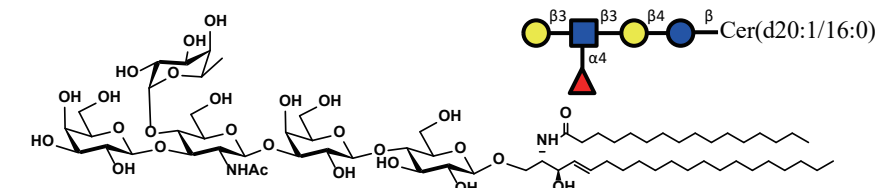
M.F.: C₆₄H₁₁₆N₂O₂₇
M.W.: 1345.62
CAS No.: N/A
Package: mg to kg



Lewis^a

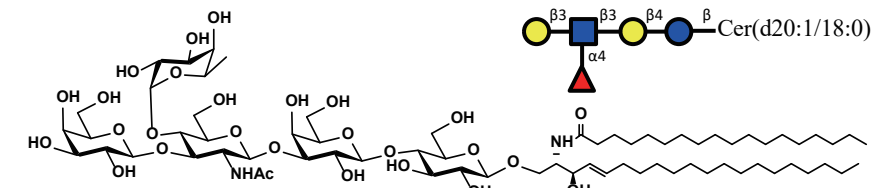
GL-2549 Lewis^aCer d20:1/16:0 (Galb1,3(Fuca1,4)GlcNAcb1,3Galb1,4GlcCeramide)

M.F.: C₆₈H₁₂₄N₂O₂₇
M.W.: 1401.73
CAS No.: N/A
Package: mg to kg



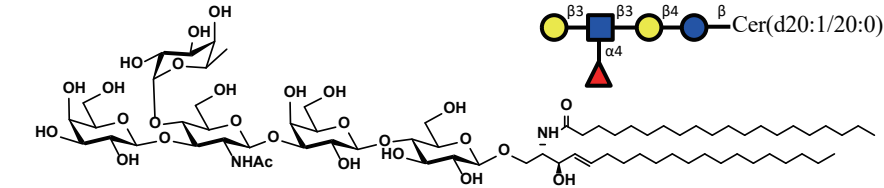
GL-2550 Lewis^aCer d20:1/18:0 (Galb1,3(Fuca1,4)GlcNAcb1,3Galb1,4GlcCeramide)

M.F.: C₇₀H₁₂₈N₂O₂₇
M.W.: 1429.78
CAS No.: N/A
Package: mg to kg



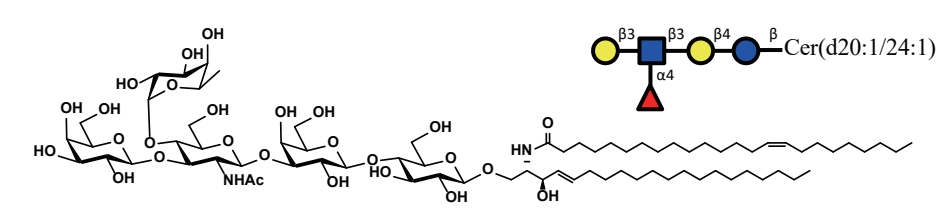
GL-2551 Lewis^aCer d20:1/20:0 (Galb1,3(Fuca1,4)GlcNAcb1,3Galb1,4GlcCeramide)

M.F.: C₇₂H₁₃₂N₂O₂₇
M.W.: 1457.84
CAS No.: N/A
Package: mg to kg



GL-2552 Lewis^aCer d20:1/24:1 (Galb1,3(Fuca1,4)GlcNAcb1,3Galb1,4GlcCeramide)

M.F.: C₇₆H₁₃₈N₂O₂₇
M.W.: 1511.93
CAS No.: N/A
Package: mg to kg



nLc4

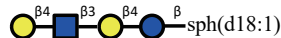
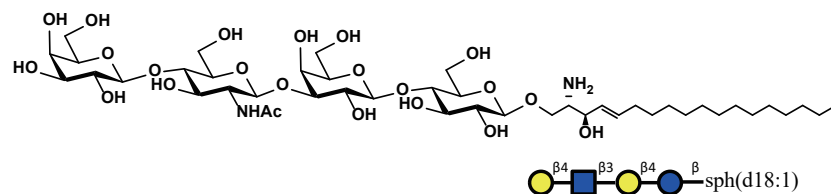
GL-0059 nLc4sph d18:1 (Galb1,4GlcNAcb1,3Galb1,4GlcSphingosine)

M.F.: $C_{44}H_{80}N_2O_{22}$

M.W.: 989.12

CAS No.: N/A

Package: mg to kg



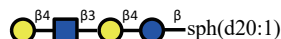
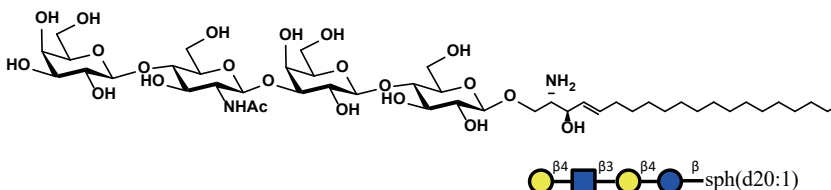
GL-0060 nLc4sph d20:1 (Galb1,4GlcNAcb1,3Galb1,4GlcSphingosine)

M.F.: $C_{46}H_{84}N_2O_{22}$

M.W.: 1017.17

CAS No.: N/A

Package: mg to kg



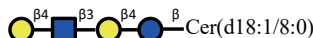
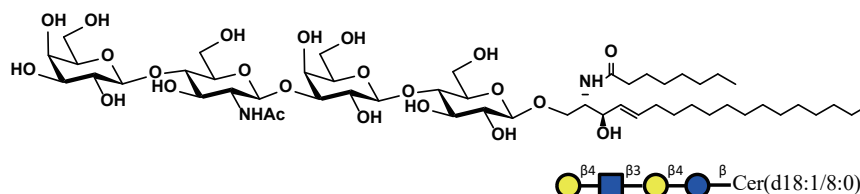
GL-2469 nLc4Cer d18:1/8:0 (Galb1,4GlcNAcb1,3Galb1,4GlcCeramide)

M.F.: $C_{52}H_{94}N_2O_{23}$

M.W.: 1115.32

CAS No.: N/A

Package: mg to kg



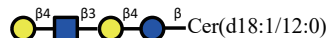
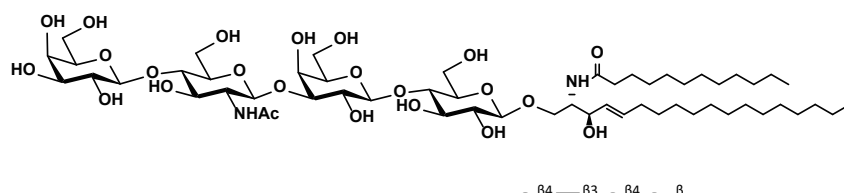
GL-2470 nLc4Cer d18:1/12:0 (Galb1,4GlcNAcb1,3Galb1,4GlcCeramide)

M.F.: $C_{56}H_{102}N_2O_{23}$

M.W.: 1171.42

CAS No.: N/A

Package: mg to kg



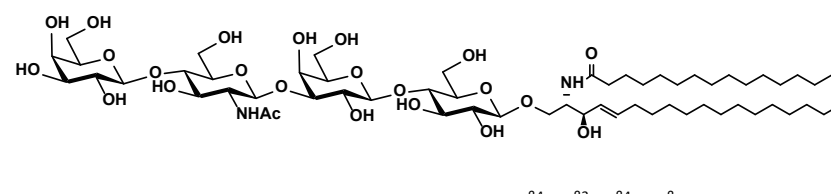
GL-2471 nLc4Cer d18:1/16:0 (Galb1,4GlcNAcb1,3Galb1,4GlcCeramide)

M.F.: $C_{60}H_{110}N_2O_{23}$

M.W.: 1227.53

CAS No.: N/A

Package: mg to kg



nLc4

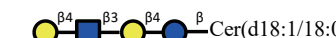
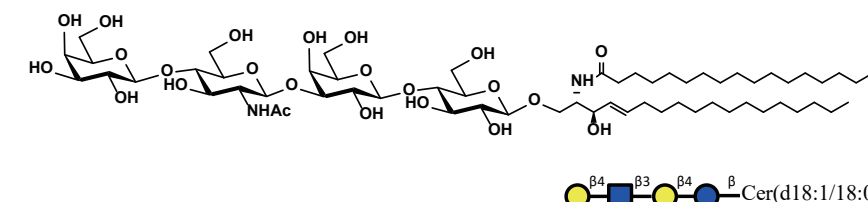
GL-2472 nLc4Cer d18:1/18:0 (Galb1,4GlcNAcb1,3Galb1,4GlcCeramide)

M.F.: $C_{62}H_{114}N_2O_{23}$

M.W.: 1255.59

CAS No.: N/A

Package: mg to kg



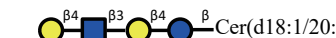
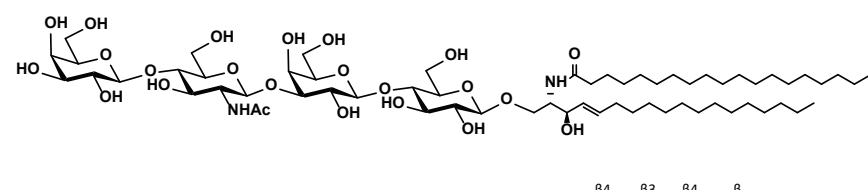
GL-2473 nLc4Cer d18:1/20:0 (Galb1,4GlcNAcb1,3Galb1,4GlcCeramide)

M.F.: $C_{64}H_{118}N_2O_{23}$

M.W.: 1283.64

CAS No.: N/A

Package: mg to kg



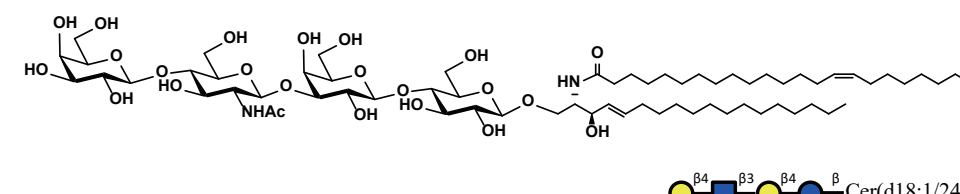
GL-2474 nLc4Cer d18:1/24:1 (Galb1,4GlcNAcb1,3Galb1,4GlcCeramide)

M.F.: $C_{68}H_{124}N_2O_{23}$

M.W.: 1337.73

CAS No.: N/A

Package: mg to kg



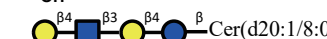
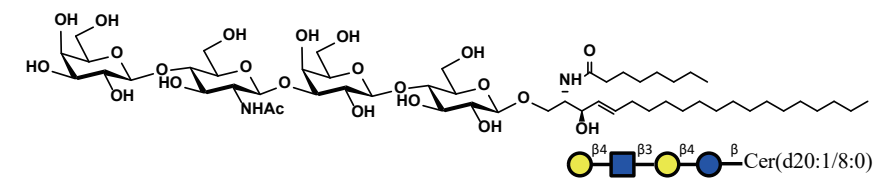
GL-2475 nLc4Cer d20:1/8:0 (Galb1,4GlcNAcb1,3Galb1,4GlcCeramide)

M.F.: $C_{54}H_{98}N_2O_{23}$

M.W.: 1143.37

CAS No.: N/A

Package: mg to kg



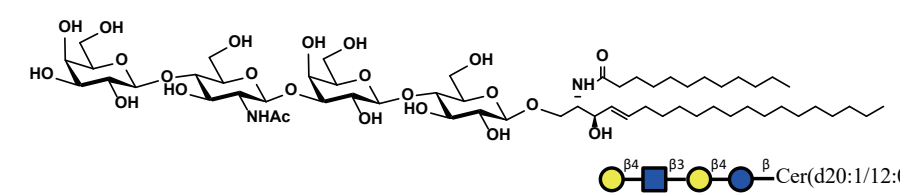
GL-2476 nLc4Cer d20:1/12:0 (Galb1,4GlcNAcb1,3Galb1,4GlcCeramide)

M.F.: $C_{58}H_{106}N_2O_{23}$

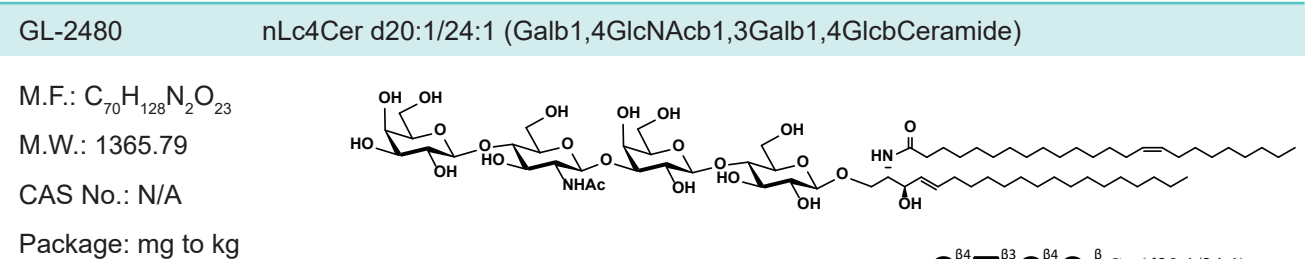
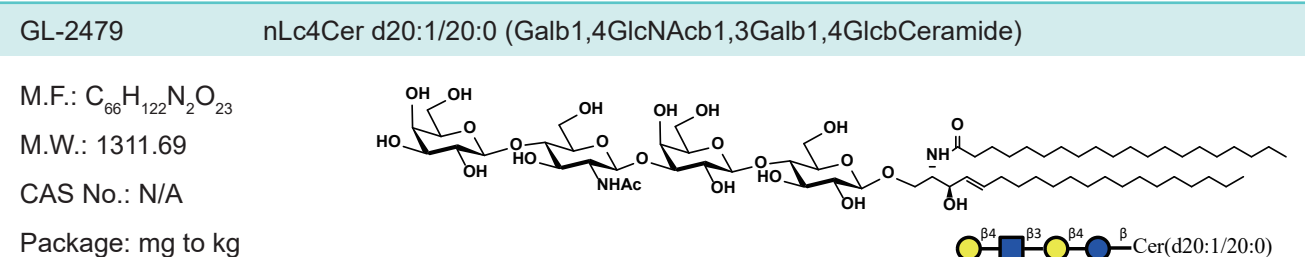
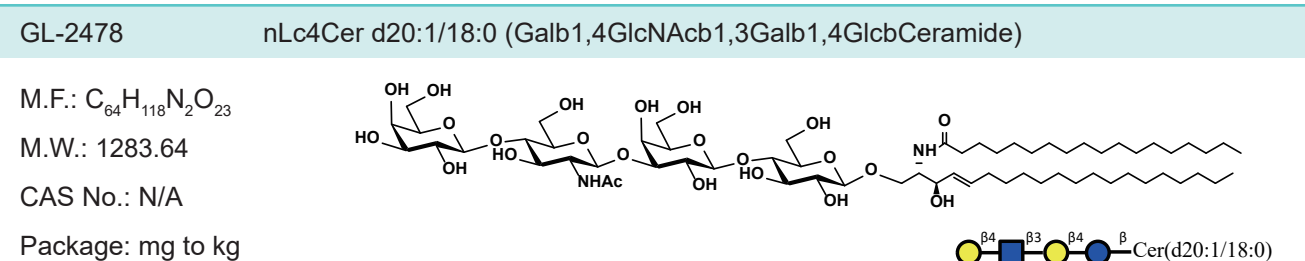
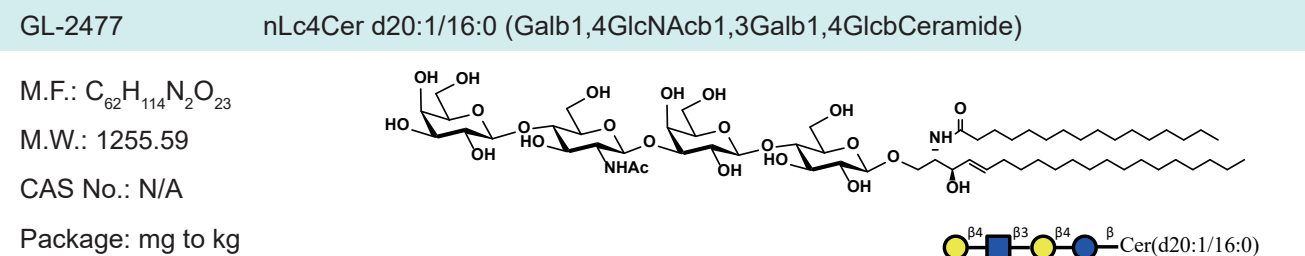
M.W.: 1199.48

CAS No.: N/A

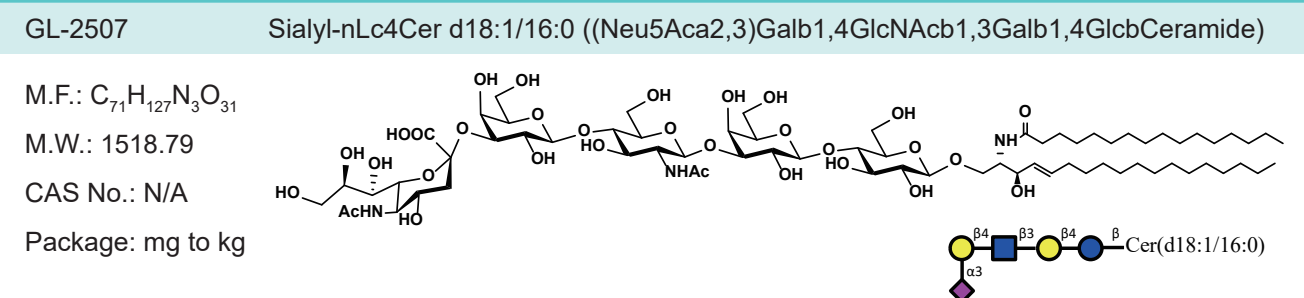
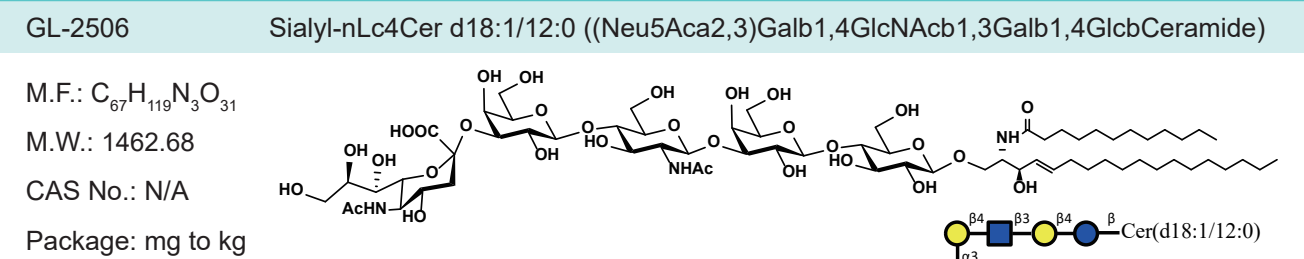
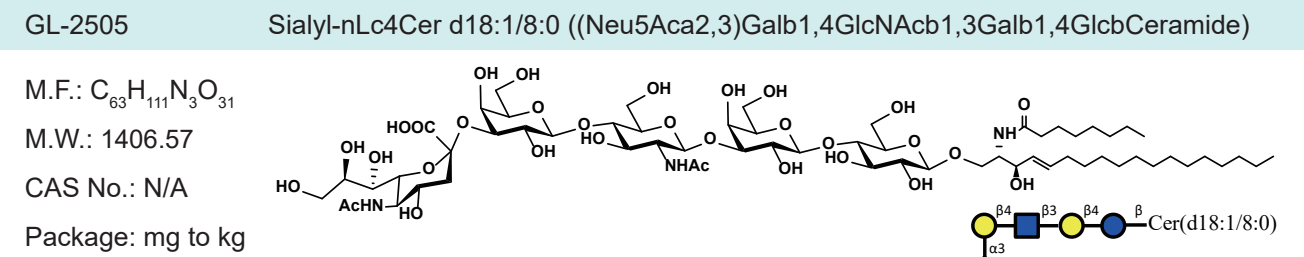
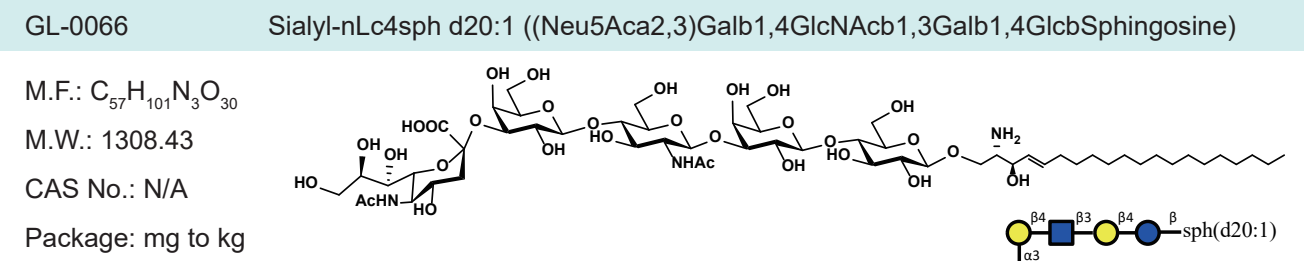
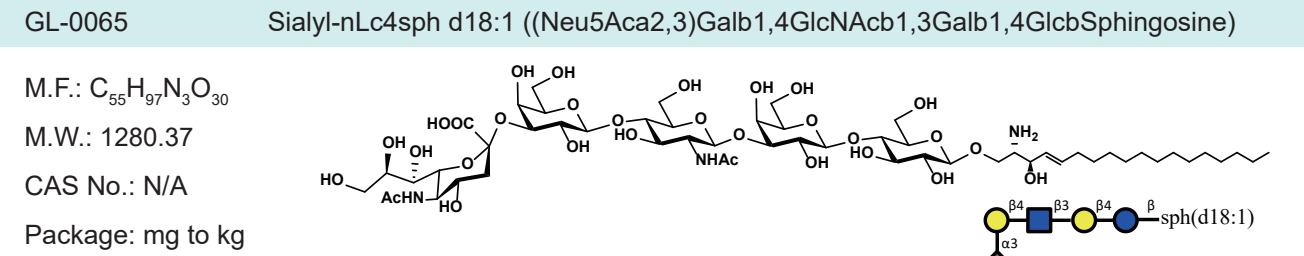
Package: mg to kg



nLc4



Sialyl-nLc4



Sialyl-nLc4

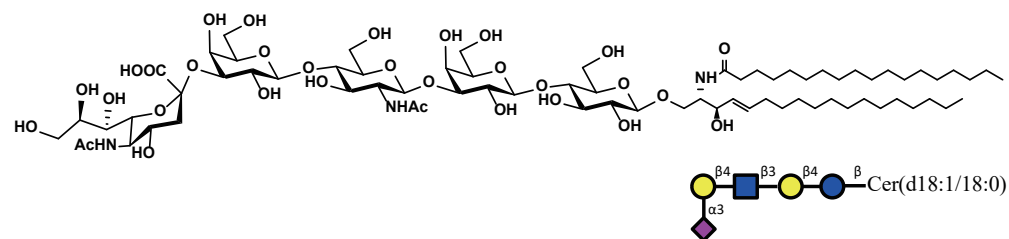
GL-2508 Sialyl-nLc4Cer d18:1/18:0 ((Neu5Aca2,3)Galb1,4GlcNAcb1,3Galb1,4GlcCeramide)

M.F.: $C_{73}H_{131}N_3O_{31}$

M.W.: 1546.84

CAS No.: N/A

Package: mg to kg



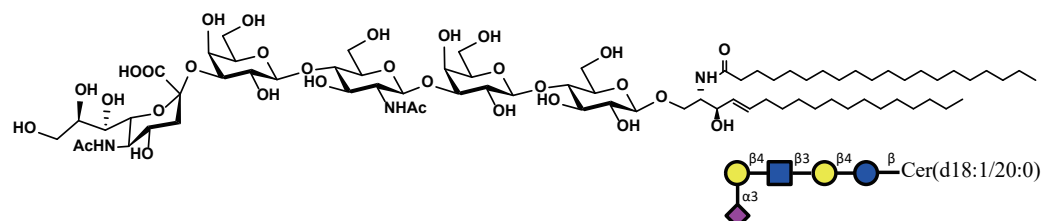
GL-2509 Sialyl-nLc4Cer d18:1/20:0 ((Neu5Aca2,3)Galb1,4GlcNAcb1,3Galb1,4GlcCeramide)

M.F.: $C_{75}H_{135}N_3O_{31}$

M.W.: 1574.90

CAS No.: N/A

Package: mg to kg



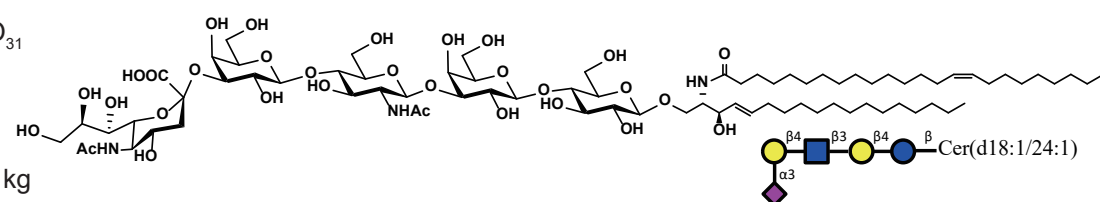
GL-2510 Sialyl-nLc4Cer d18:1/24:1 ((Neu5Aca2,3)Galb1,4GlcNAcb1,3Galb1,4GlcCeramide)

M.F.: $C_{79}H_{141}N_3O_{31}$

M.W.: 1628.99

CAS No.: N/A

Package: mg to kg



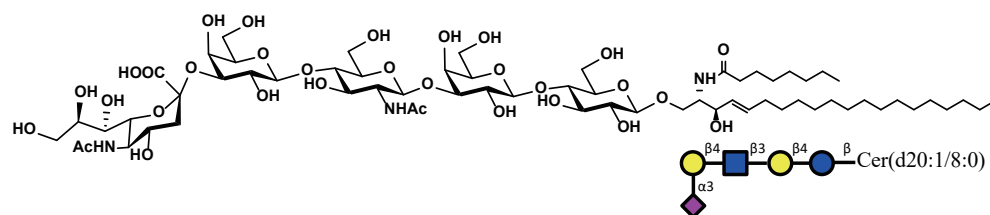
GL-2511 Sialyl-nLc4Cer d20:1/8:0 ((Neu5Aca2,3)Galb1,4GlcNAcb1,3Galb1,4GlcCeramide)

M.F.: $C_{65}H_{115}N_3O_{31}$

M.W.: 1434.63

CAS No.: N/A

Package: mg to kg



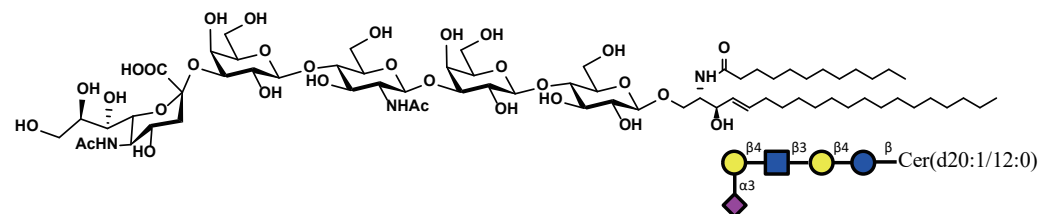
GL-2512 Sialyl-nLc4Cer d20:1/12:0 ((Neu5Aca2,3)Galb1,4GlcNAcb1,3Galb1,4GlcCeramide)

M.F.: $C_{69}H_{123}N_3O_{31}$

M.W.: 1490.73

CAS No.: N/A

Package: mg to kg



Sialyl-nLc4

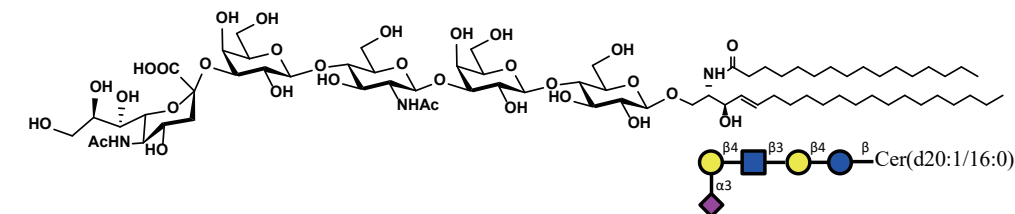
GL-2513 Sialyl-nLc4Cer d20:1/16:0 ((Neu5Aca2,3)Galb1,4GlcNAcb1,3Galb1,4GlcCeramide)

M.F.: $C_{73}H_{131}N_3O_{31}$

M.W.: 1546.84

CAS No.: N/A

Package: mg to kg



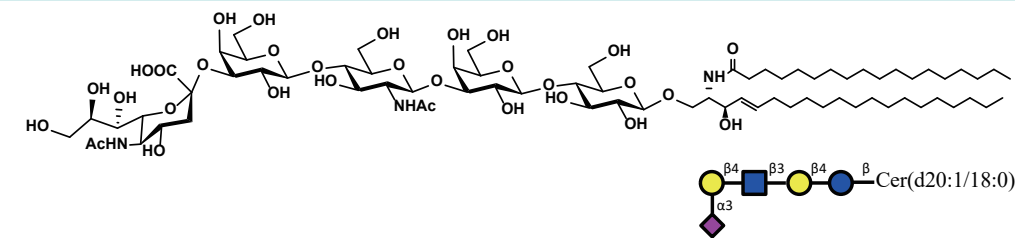
GL-2514 Sialyl-nLc4Cer d20:1/18:0 ((Neu5Aca2,3)Galb1,4GlcNAcb1,3Galb1,4GlcCeramide)

M.F.: $C_{75}H_{135}N_3O_{31}$

M.W.: 1574.90

CAS No.: N/A

Package: mg to kg



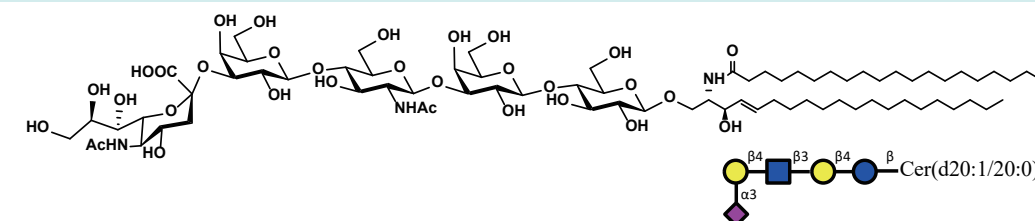
GL-2515 Sialyl-nLc4Cer d20:1/20:0 ((Neu5Aca2,3)Galb1,4GlcNAcb1,3Galb1,4GlcCeramide)

M.F.: $C_{77}H_{139}N_3O_{31}$

M.W.: 1602.95

CAS No.: N/A

Package: mg to kg



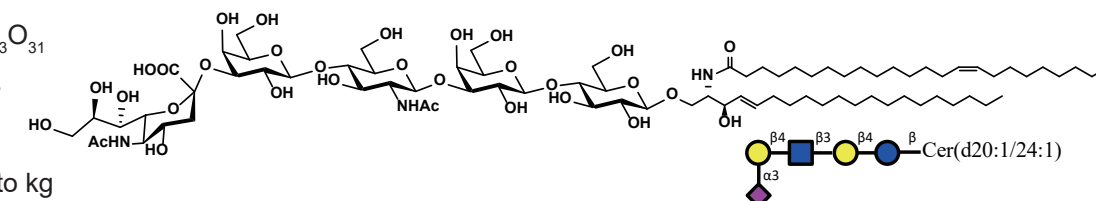
GL-2516 Sialyl-nLc4Cer d20:1/24:1 ((Neu5Aca2,3)Galb1,4GlcNAcb1,3Galb1,4GlcCeramide)

M.F.: $C_{81}H_{145}N_3O_{31}$

M.W.: 1657.04

CAS No.: N/A

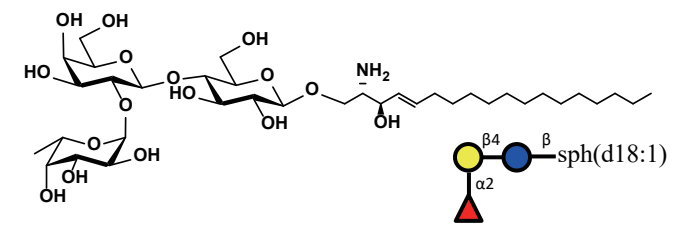
Package: mg to kg



H Antigen

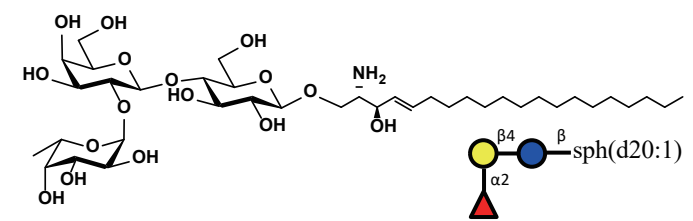
GL-0051 H Antigen sph d18:1 ((Fuca1,2)Galb1,4Glc bSphingosine)

M.F.: C₃₆H₆₇NO₁₆
 M.W.: 769.92
 CAS No.: N/A
 Package: mg to kg



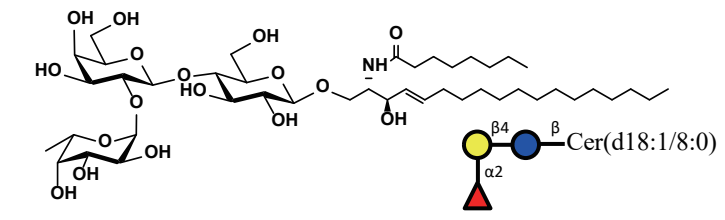
GL-0052 H Antigen sph d20:1 ((Fuca1,2)Galb1,4Glc bSphingosine)

M.F.: C₃₈H₇₁NO₁₆
 M.W.: 797.98
 CAS No.: N/A
 Package: mg to kg



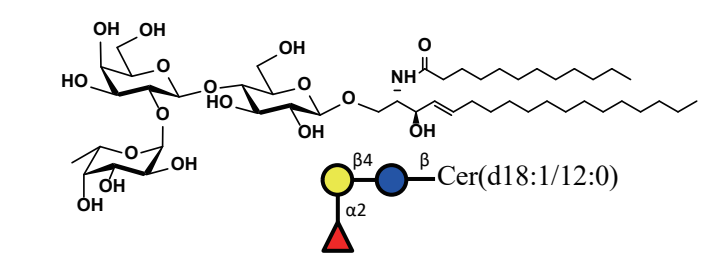
GL-2421 H AntigenCer d18:1/8:0 ((Fuca1,2)Galb1,4Glc bCeramide)

M.F.: C₄₄H₈₁NO₁₇
 M.W.: 896.12
 CAS No.: N/A
 Package: mg to kg



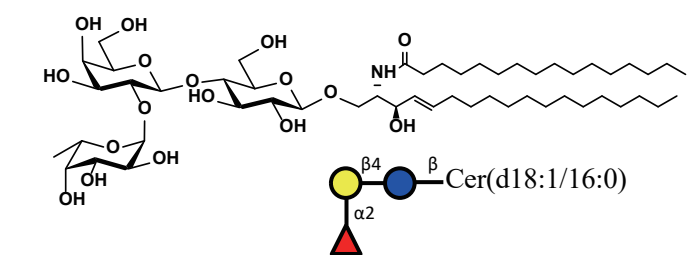
GL-2422 H AntigenCer d18:1/12:0 ((Fuca1,2)Galb1,4Glc bCeramide)

M.F.: C₄₈H₈₉NO₁₇
 M.W.: 952.23
 CAS No.: N/A
 Package: mg to kg



GL-2423 H AntigenCer d18:1/16:0 ((Fuca1,2)Galb1,4Glc bCeramide)

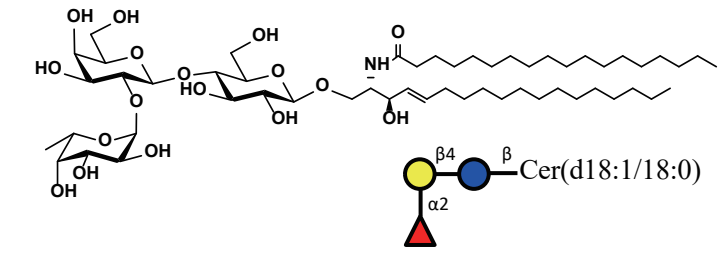
M.F.: C₅₂H₉₇NO₁₇
 M.W.: 1008.34
 CAS No.: N/A
 Package: mg to kg



H Antigen

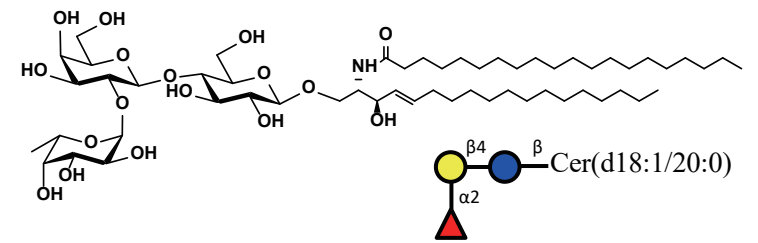
GL-2424 H AntigenCer d18:1/18:0 ((Fuca1,2)Galb1,4Glc bCeramide)

M.F.: C₅₄H₁₀₁NO₁₇
 M.W.: 1036.39
 CAS No.: N/A
 Package: mg to kg



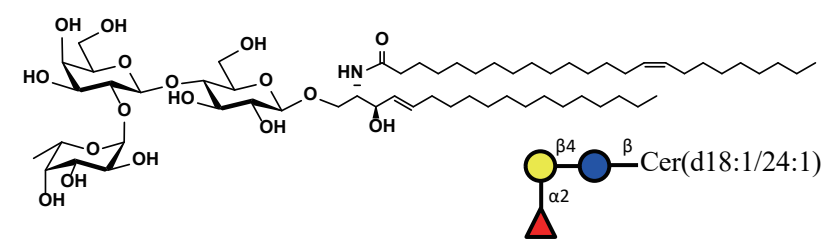
GL-2425 H AntigenCer d18:1/20:0 ((Fuca1,2)Galb1,4Glc bCeramide)

M.F.: C₅₆H₁₀₅NO₁₇
 M.W.: 1064.45
 CAS No.: N/A
 Package: mg to kg



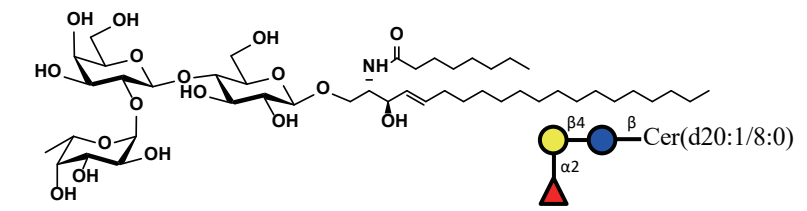
GL-2426 H AntigenCer d18:1/24:1 ((Fuca1,2)Galb1,4Glc bCeramide)

M.F.: C₆₀H₁₁₁NO₁₇
 M.W.: 1118.54
 CAS No.: N/A
 Package: mg to kg



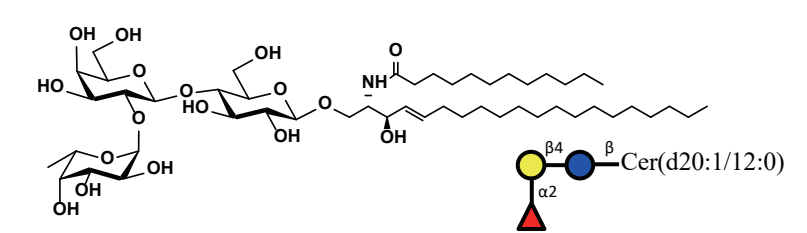
GL-2427 H AntigenCer d20:1/8:0 ((Fuca1,2)Galb1,4Glc bCeramide)

M.F.: C₄₆H₈₅NO₁₇
 M.W.: 924.18
 CAS No.: N/A
 Package: mg to kg



GL-2428 H AntigenCer d20:1/12:0 ((Fuca1,2)Galb1,4Glc bCeramide)

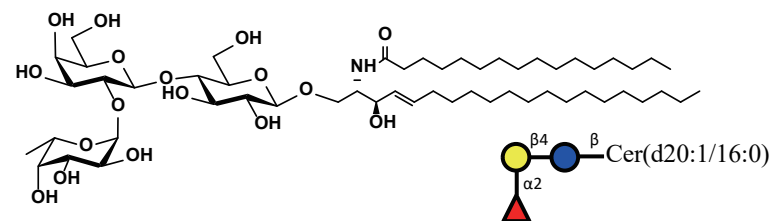
M.F.: C₅₀H₉₃NO₁₇
 M.W.: 980.28
 CAS No.: N/A
 Package: mg to kg



H Antigen

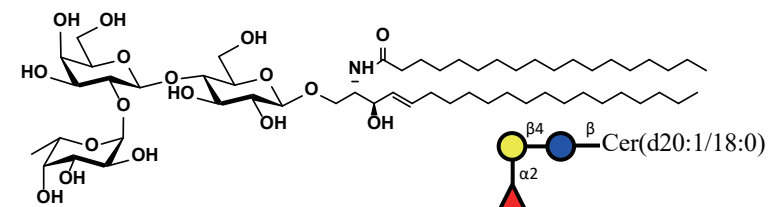
GL-2429 H AntigenCer d20:1/16:0 ((Fuca1,2)Galb1,4GlcCeramide)

M.F.: $C_{54}H_{101}NO_{17}$
M.W.: 1036.39
CAS No.: N/A
Package: mg to kg



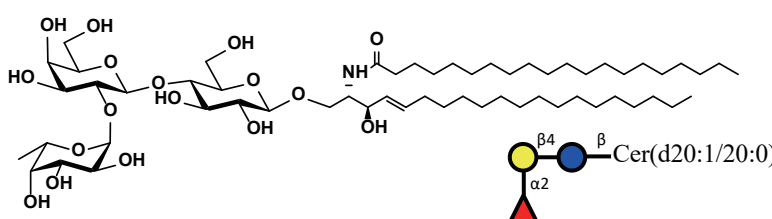
GL-2430 H AntigenCer d20:1/18:0 ((Fuca1,2)Galb1,4GlcCeramide)

M.F.: $C_{56}H_{105}NO_{17}$
M.W.: 1064.45
CAS No.: N/A
Package: mg to kg



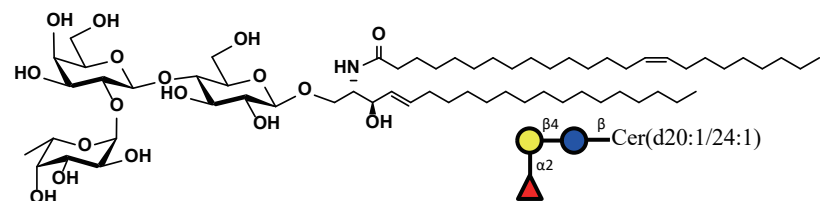
GL-2431 H AntigenCer d20:1/20:0 ((Fuca1,2)Galb1,4GlcCeramide)

M.F.: $C_{58}H_{109}NO_{17}$
M.W.: 1092.50
CAS No.: N/A
Package: mg to kg



GL-2432 H AntigenCer d20:1/24:1 ((Fuca1,2)Galb1,4GlcCeramide)

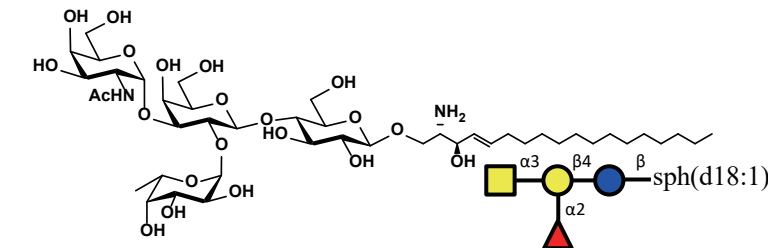
M.F.: $C_{62}H_{115}NO_{17}$
M.W.: 1146.59
CAS No.: N/A
Package: mg to kg



A Antigen

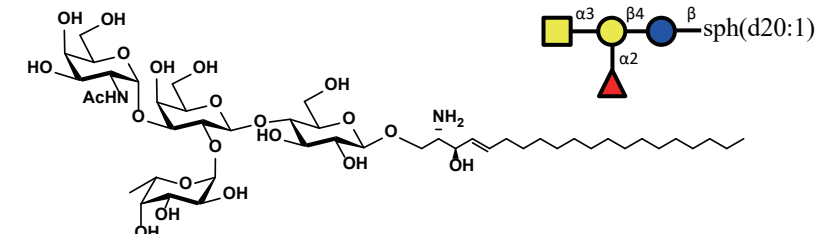
GL-0053 A Antigen sph d18:1 (GalNAca1,3(Fuca1,2)Galb1,4GlcSphingosine)

M.F.: $C_{44}H_{80}N_2O_{21}$
M.W.: 973.12
CAS No.: N/A
Package: mg to kg



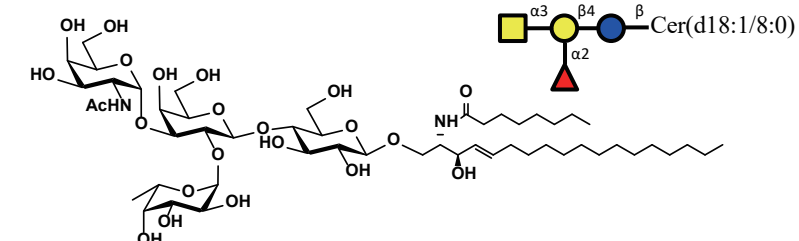
GL-0054 A Antigen sph d20:1 (GalNAca1,3(Fuca1,2)Galb1,4GlcSphingosine)

M.F.: $C_{46}H_{84}N_2O_{21}$
M.W.: 1001.17
CAS No.: N/A
Package: mg to kg



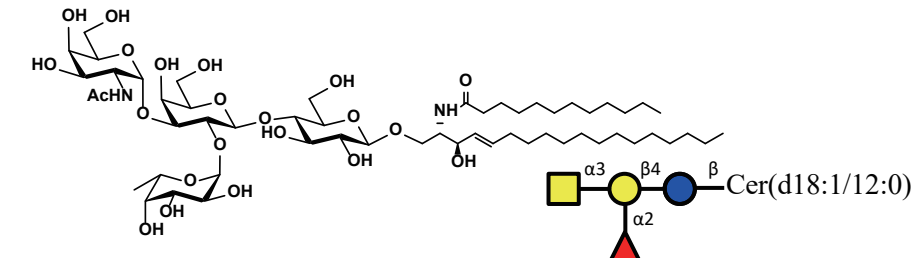
GL-2433 A AntigenCer d18:1/8:0 (GalNAca1,3(Fuca1,2)Galb1,4GlcCeramide)

M.F.: $C_{52}H_{94}N_2O_{22}$
M.W.: 1099.32
CAS No.: N/A
Package: mg to kg



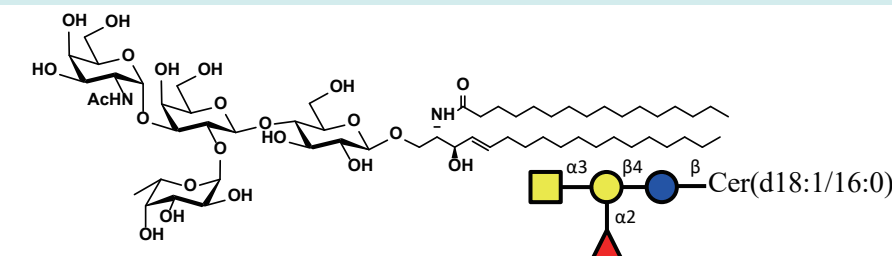
GL-2434 A AntigenCer d18:1/12:0 (GalNAca1,3(Fuca1,2)Galb1,4GlcCeramide)

M.F.: $C_{56}H_{102}N_2O_{22}$
M.W.: 1155.42
CAS No.: N/A
Package: mg to kg



GL-2435 A AntigenCer d18:1/16:0 (GalNAca1,3(Fuca1,2)Galb1,4GlcCeramide)

M.F.: $C_{60}H_{110}N_2O_{22}$
M.W.: 1211.53
CAS No.: N/A
Package: mg to kg



A Antigen

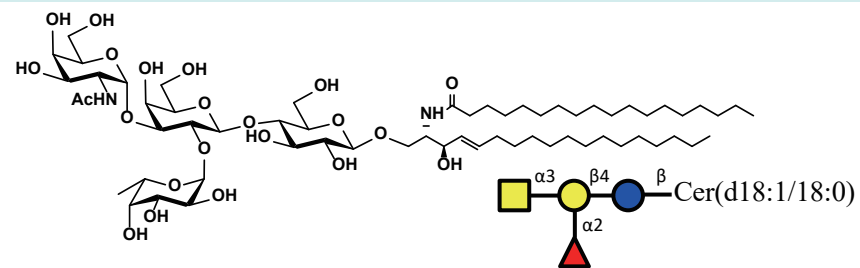
GL-2436 A AntigenCer d18:1/18:0 (GalNAca1,3(Fuca1,2)Galb1,4GlcCeramide)

M.F.: $C_{62}H_{114}N_2O_{22}$

M.W.: 1239.59

CAS No.: N/A

Package: mg to kg



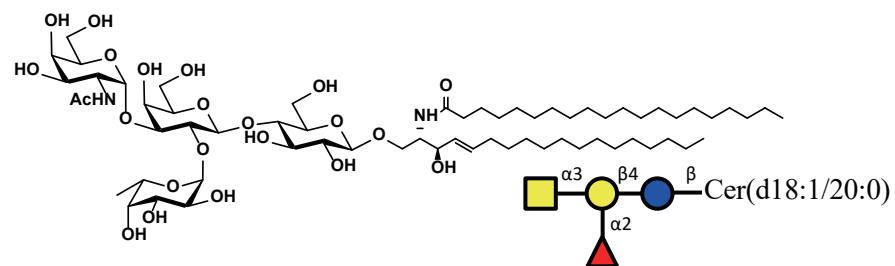
GL-2437 A AntigenCer d18:1/20:0 (GalNAca1,3(Fuca1,2)Galb1,4GlcCeramide)

M.F.: $C_{64}H_{118}N_2O_{22}$

M.W.: 1267.64

CAS No.: N/A

Package: mg to kg



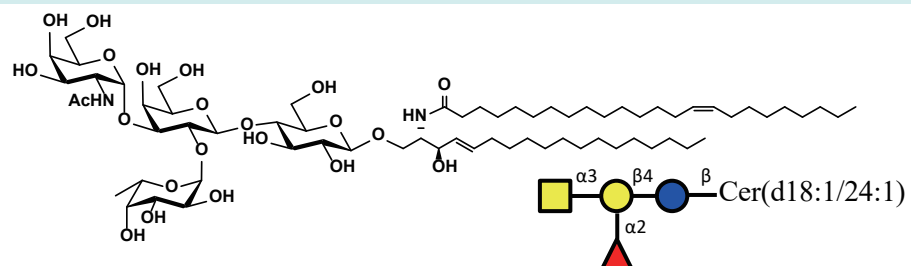
GL-2438 A AntigenCer d18:1/24:1 (GalNAca1,3(Fuca1,2)Galb1,4GlcCeramide)

M.F.: $C_{68}H_{124}N_2O_{22}$

M.W.: 1321.73

CAS No.: N/A

Package: mg to kg



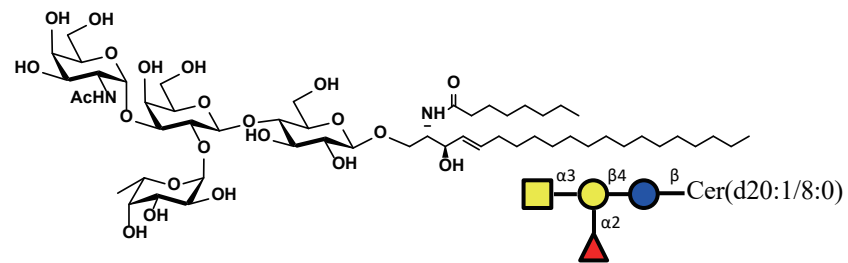
GL-2439 A AntigenCer d20:1/8:0 (GalNAca1,3(Fuca1,2)Galb1,4GlcCeramide)

M.F.: $C_{54}H_{98}N_2O_{22}$

M.W.: 1127.37

CAS No.: N/A

Package: mg to kg



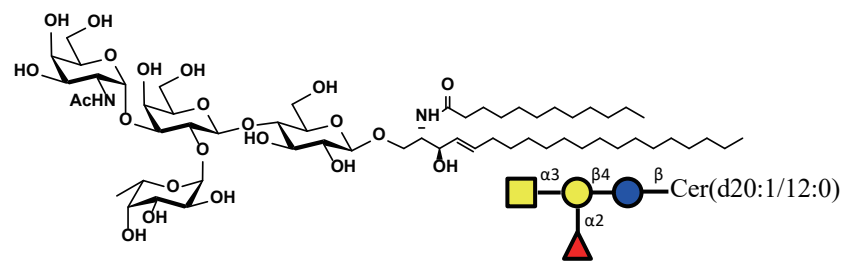
GL-2440 A AntigenCer d20:1/12:0 (GalNAca1,3(Fuca1,2)Galb1,4GlcCeramide)

M.F.: $C_{58}H_{106}N_2O_{22}$

M.W.: 1183.48

CAS No.: N/A

Package: mg to kg



A Antigen

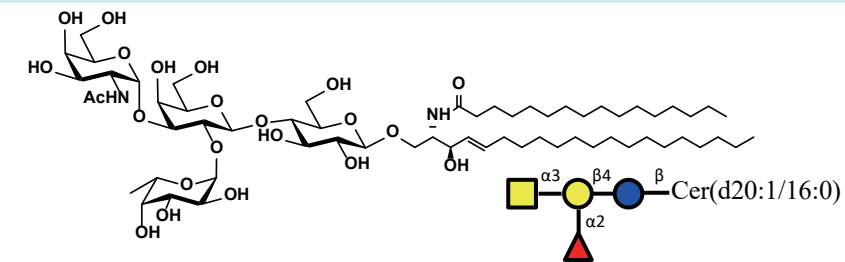
GL-2441 A AntigenCer d20:1/16:0 (GalNAca1,3(Fuca1,2)Galb1,4GlcCeramide)

M.F.: $C_{62}H_{114}N_2O_{22}$

M.W.: 1239.59

CAS No.: N/A

Package: mg to kg



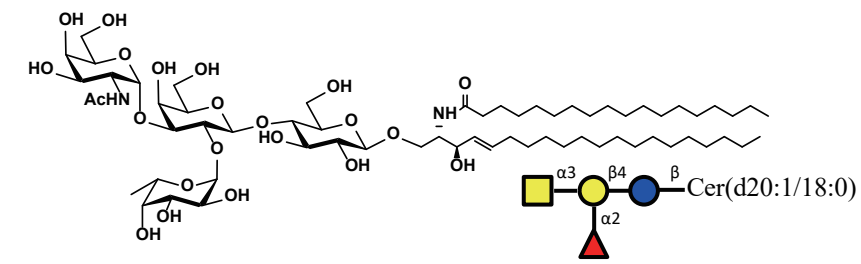
GL-2442 A AntigenCer d20:1/18:0 (GalNAca1,3(Fuca1,2)Galb1,4GlcCeramide)

M.F.: $C_{64}H_{118}N_2O_{22}$

M.W.: 1267.64

CAS No.: N/A

Package: mg to kg



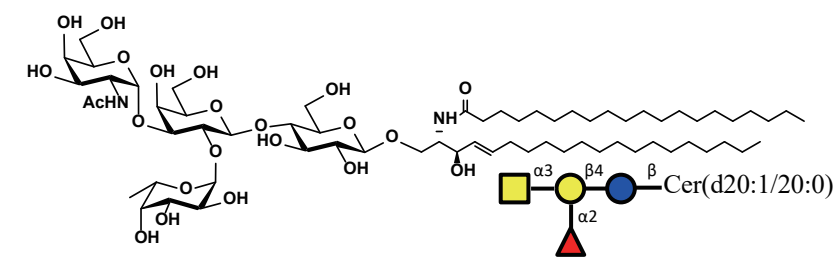
GL-2443 A AntigenCer d20:1/20:0 (GalNAca1,3(Fuca1,2)Galb1,4GlcCeramide)

M.F.: $C_{66}H_{122}N_2O_{22}$

M.W.: 1295.69

CAS No.: N/A

Package: mg to kg



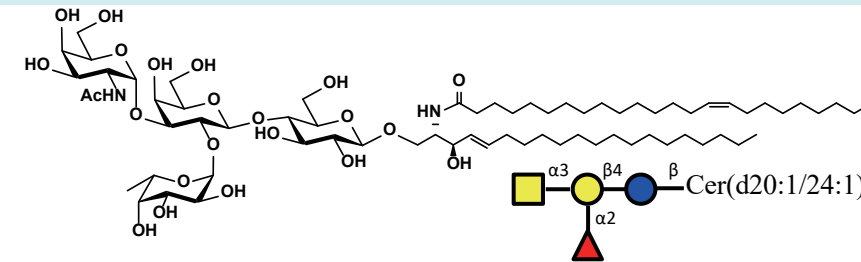
GL-2444 A AntigenCer d20:1/24:1 (GalNAca1,3(Fuca1,2)Galb1,4GlcCeramide)

M.F.: $C_{70}H_{128}N_2O_{22}$

M.W.: 1349.79

CAS No.: N/A

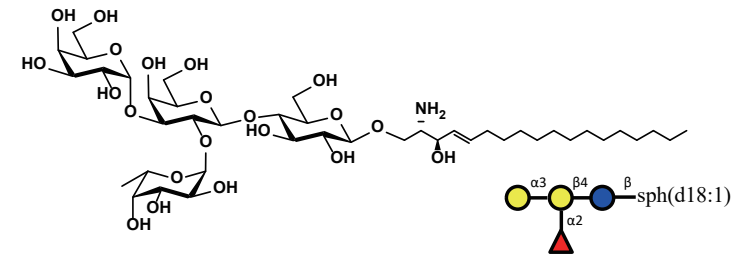
Package: mg to kg



B Antigen

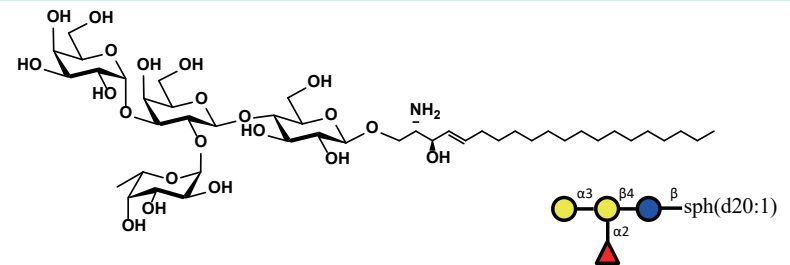
GL-0055 B Antigen sph d18:1 (Gala1,3(Fuca1,2)Galb1,4Glc b Sphingosine)

M.F.: $C_{42}H_{77}NO_{21}$
 M.W.: 932.06
 CAS No.: N/A
 Package: mg to kg



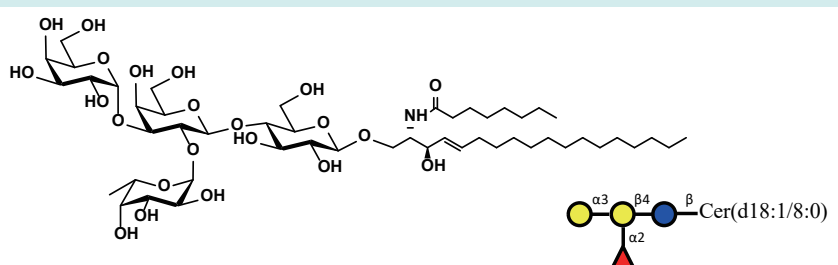
GL-0056 B Antigen sph d20:1 (Gala1,3(Fuca1,2)Galb1,4Glc b Sphingosine)

M.F.: $C_{44}H_{81}NO_{21}$
 M.W.: 960.12
 CAS No.: N/A
 Package: mg to kg



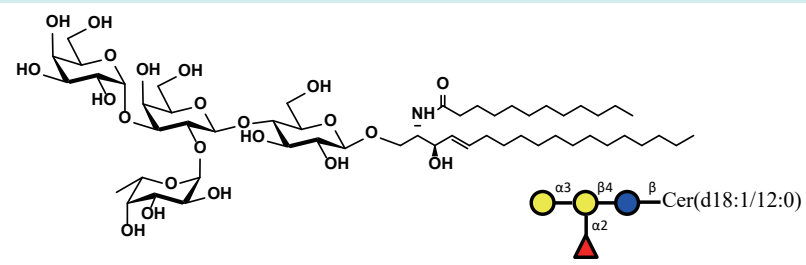
GL-2445 B Antigen Cer d18:1/8:0 (Gala1,3(Fuca1,2)Galb1,4Glc b Ceramide)

M.F.: $C_{50}H_{91}NO_{22}$
 M.W.: 1058.26
 CAS No.: N/A
 Package: mg to kg



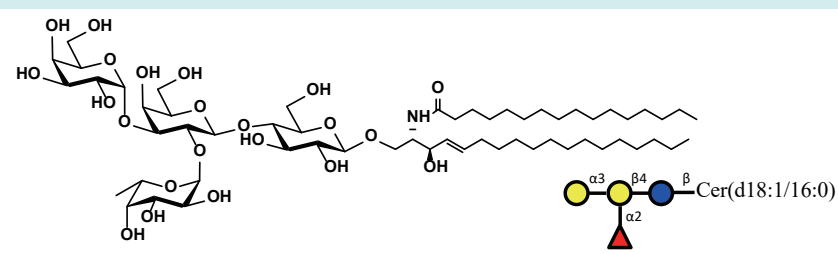
GL-2446 B Antigen Cer d18:1/12:0 (Gala1,3(Fuca1,2)Galb1,4Glc b Ceramide)

M.F.: $C_{54}H_{99}NO_{22}$
 M.W.: 1114.37
 CAS No.: N/A
 Package: mg to kg



GL-2447 B Antigen Cer d18:1/16:0 (Gala1,3(Fuca1,2)Galb1,4Glc b Ceramide)

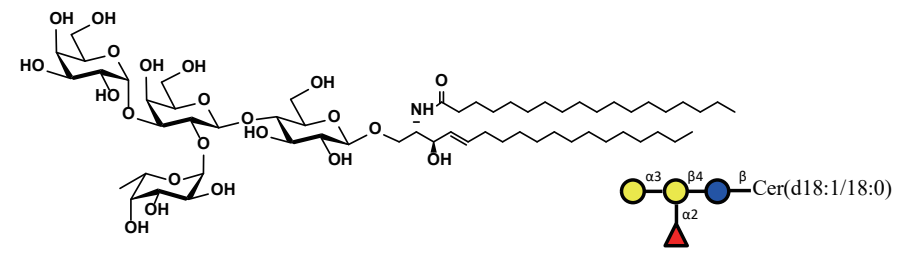
M.F.: $C_{58}H_{107}NO_{22}$
 M.W.: 1170.48
 CAS No.: N/A
 Package: mg to kg



B Antigen

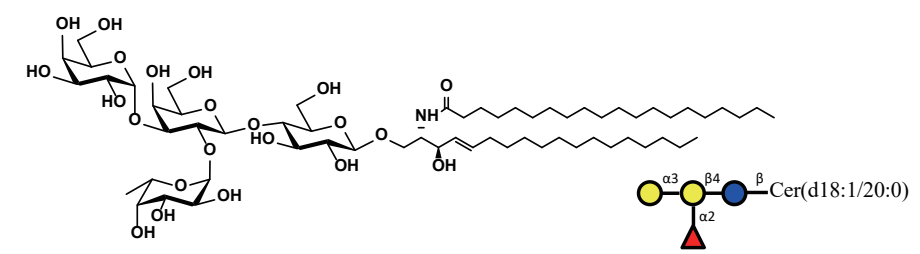
GL-2448 B Antigen Cer d18:1/18:0 (Gala1,3(Fuca1,2)Galb1,4Glc b Ceramide)

M.F.: $C_{60}H_{111}NO_{22}$
 M.W.: 1198.53
 CAS No.: N/A
 Package: mg to kg



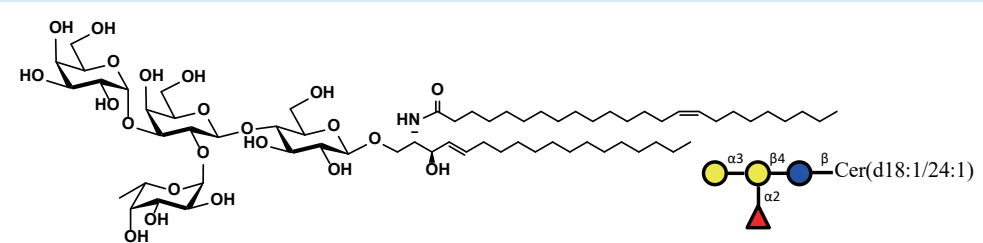
GL-2449 B Antigen Cer d18:1/20:0 (Gala1,3(Fuca1,2)Galb1,4Glc b Ceramide)

M.F.: $C_{62}H_{115}NO_{22}$
 M.W.: 1226.59
 CAS No.: N/A
 Package: mg to kg



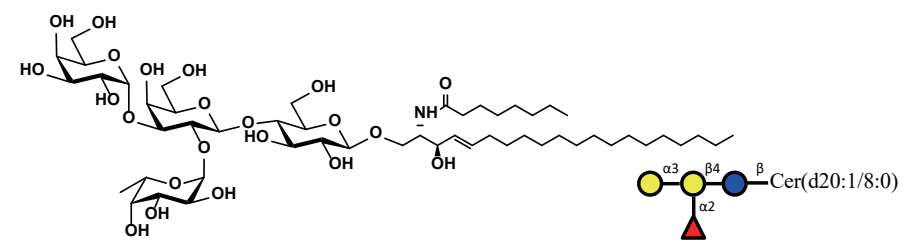
GL-2450 B Antigen Cer d18:1/24:1 (Gala1,3(Fuca1,2)Galb1,4Glc b Ceramide)

M.F.: $C_{66}H_{121}NO_{22}$
 M.W.: 1280.68
 CAS No.: N/A
 Package: mg to kg



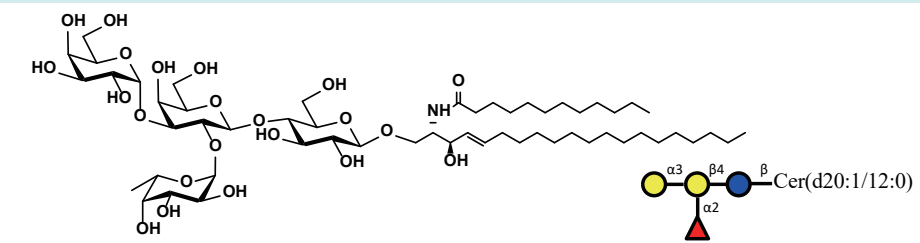
GL-2451 B Antigen Cer d20:1/8:0 (Gala1,3(Fuca1,2)Galb1,4Glc b Ceramide)

M.F.: $C_{52}H_{95}NO_{22}$
 M.W.: 1086.32
 CAS No.: N/A
 Package: mg to kg



GL-2452 B Antigen Cer d20:1/12:0 (Gala1,3(Fuca1,2)Galb1,4Glc b Ceramide)

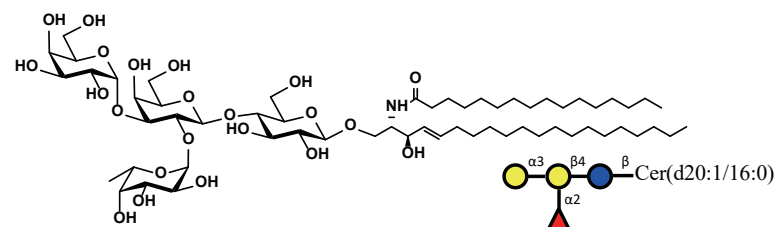
M.F.: $C_{56}H_{103}NO_{22}$
 M.W.: 1142.43
 CAS No.: N/A
 Package: mg to kg



B Antigen

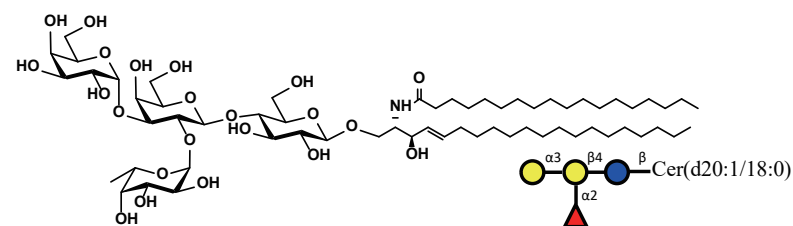
GL-2453 B AntigenCer d20:1/16:0 (Gala1,3(Fuca1,2)Galb1,4GlcCeramide)

M.F.: $C_{60}H_{111}NO_{22}$
M.W.: 1198.53
CAS No.: N/A
Package: mg to kg



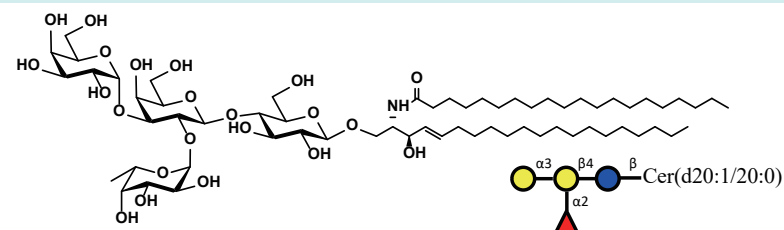
GL-2454 B AntigenCer d20:1/18:0 (Gala1,3(Fuca1,2)Galb1,4GlcCeramide)

M.F.: $C_{62}H_{115}NO_{22}$
M.W.: 1226.59
CAS No.: N/A
Package: mg to kg



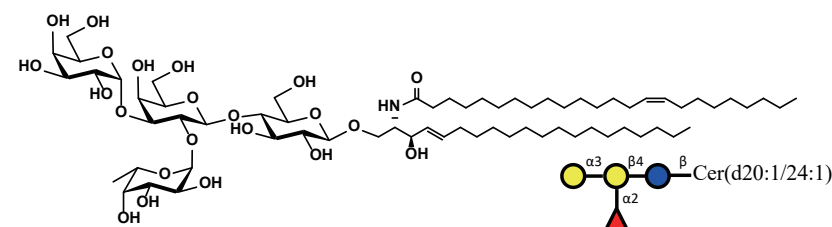
GL-2455 B AntigenCer d20:1/20:0 (Gala1,3(Fuca1,2)Galb1,4GlcCeramide)

M.F.: $C_{64}H_{119}NO_{22}$
M.W.: 1254.64
CAS No.: N/A
Package: mg to kg



GL-2456 B AntigenCer d20:1/24:1 (Gala1,3(Fuca1,2)Galb1,4GlcCeramide)

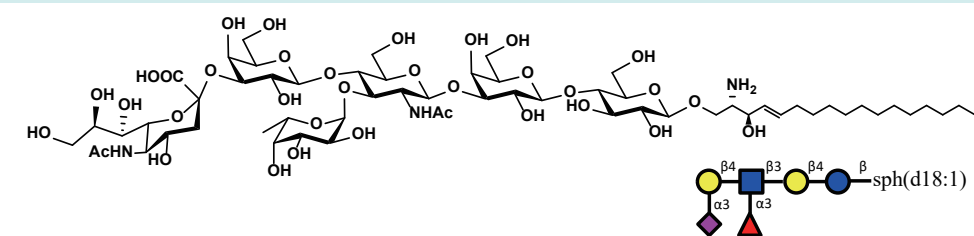
M.F.: $C_{68}H_{125}NO_{22}$
M.W.: 1308.73
CAS No.: N/A
Package: mg to kg



Sialyl-Lewis^x

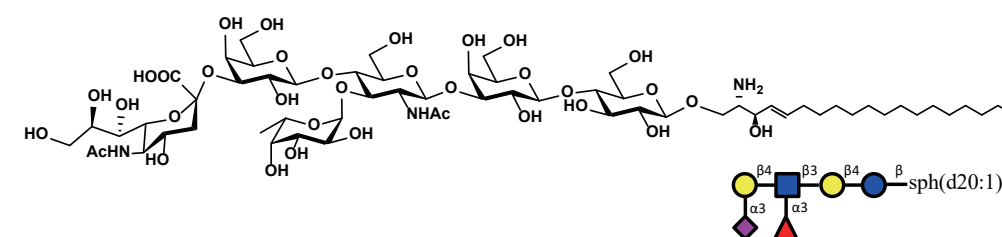
GL-0067 Sialyl-Lewisx sph d18:1 ((Neu5Aca2,3)Galb1,4(Fuca1,3)GlcNAcb1,3Galb1,4GlcSphingosine)

M.F.: $C_{61}H_{107}N_3O_{34}$
M.W.: 1426.51
CAS No.: N/A
Package: mg to kg



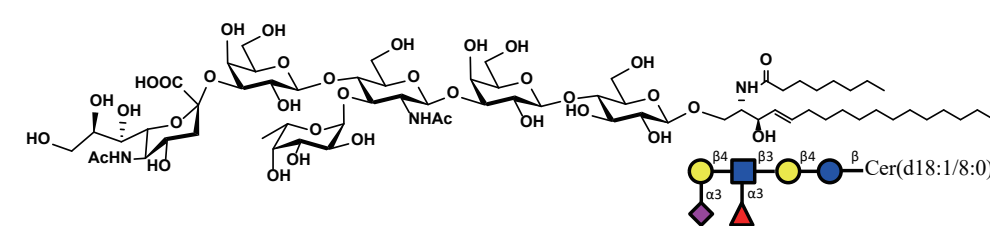
GL-0068 Sialyl-Lewisx sph d20:1 ((Neu5Aca2,3)Galb1,4(Fuca1,3)GlcNAcb1,3Galb1,4GlcSphingosine)

M.F.: $C_{63}H_{111}N_3O_{34}$
M.W.: 1454.57
CAS No.: N/A
Package: mg to kg



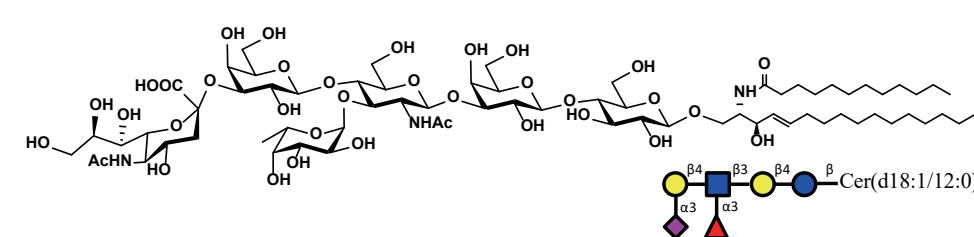
GL-2517 Sialyl-LewisxCer d18:1/8:0 ((Neu5Aca2,3)Galb1,4(Fuca1,3)GlcNAcb1,3Galb1,4GlcCeramide)

M.F.: $C_{69}H_{121}N_3O_{35}$
M.W.: 1552.71
CAS No.: N/A
Package: mg to kg



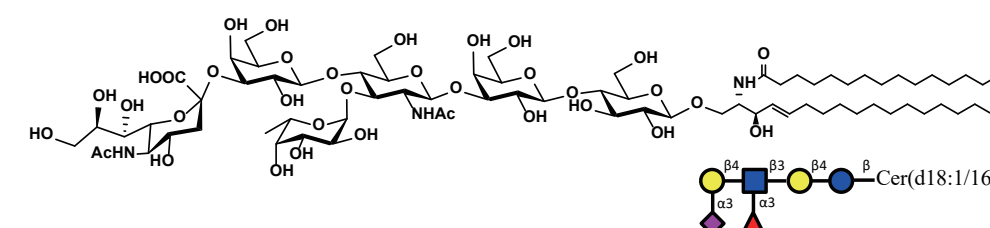
GL-2518 Sialyl-LewisxCer d18:1/12:0 ((Neu5Aca2,3)Galb1,4(Fuca1,3)GlcNAcb1,3Galb1,4GlcCeramide)

M.F.: $C_{73}H_{129}N_3O_{35}$
M.W.: 1608.82
CAS No.: N/A
Package: mg to kg



GL-2519 Sialyl-LewisxCer d18:1/16:0 ((Neu5Aca2,3)Galb1,4(Fuca1,3)GlcNAcb1,3Galb1,4GlcCeramide)

M.F.: $C_{77}H_{137}N_3O_{35}$
M.W.: 1664.93
CAS NO.: N/A
Package: mg to kg



Sialyl-Lewis^x

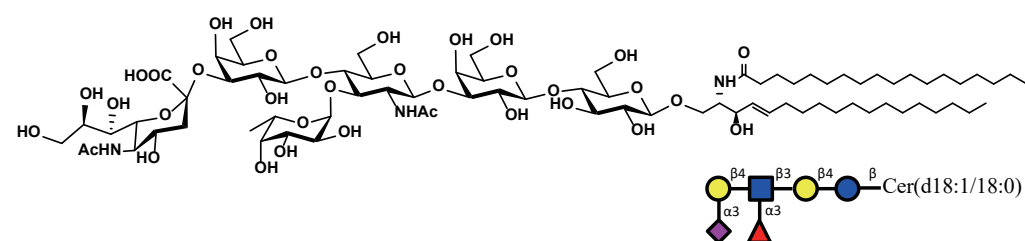
GL-2520 Sialyl-LewisxCer d18:1/18:0 ((Neu5Aca2,3)Galb1,4(Fuca1,3)GlcNAcb1,3Galb1,4GlcCeramide)

M.F.: C₇₉H₁₄₁N₃O₃₅

M.W.: 1692.98

CAS No.: N/A

Package: mg to kg



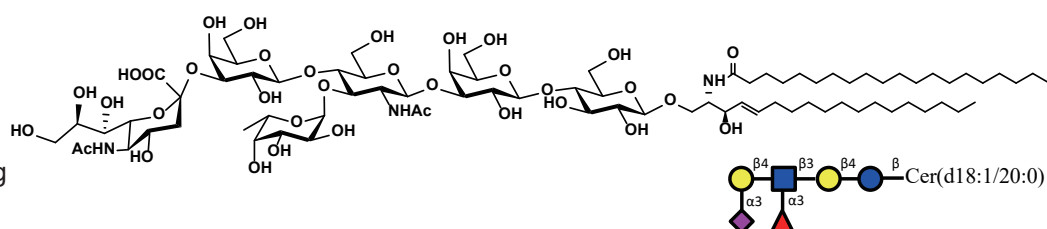
GL-2521 Sialyl-LewisxCer d18:1/20:0 ((Neu5Aca2,3)Galb1,4(Fuca1,3)GlcNAcb1,3Galb1,4GlcCeramide)

M.F.: C₈₁H₁₄₅N₃O₃₅

M.W.: 1721.04

CAS No.: N/A

Package: mg to kg



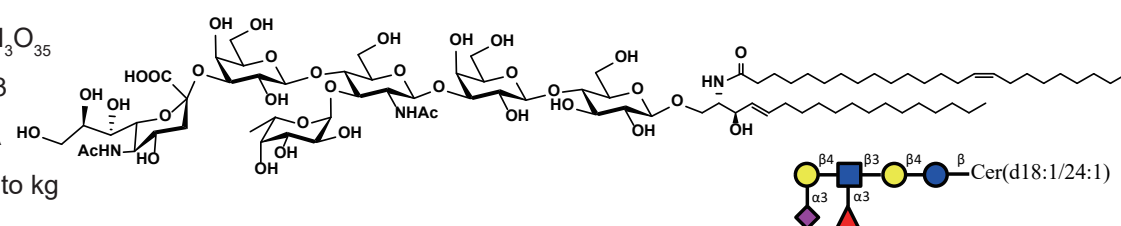
GL-2522 Sialyl-LewisxCer d18:1/24:1 ((Neu5Aca2,3)Galb1,4(Fuca1,3)GlcNAcb1,3Galb1,4GlcCeramide)

M.F.: C₈₅H₁₅₁N₃O₃₅

M.W.: 1775.13

CAS No.: N/A

Package: mg to kg



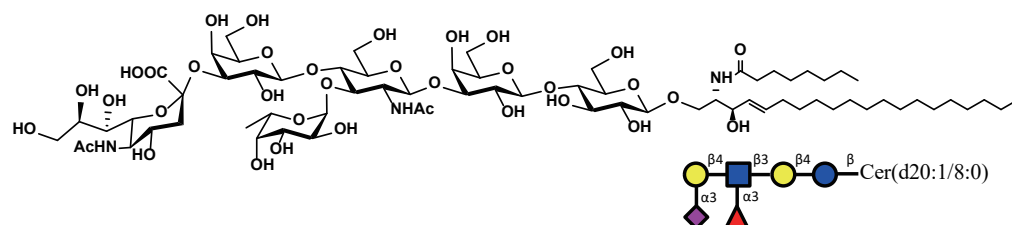
GL-2523 Sialyl-LewisxCer d20:1/8:0 ((Neu5Aca2,3)Galb1,4(Fuca1,3)GlcNAcb1,3Galb1,4GlcCeramide)

M.F.: C₇₁H₁₂₅N₃O₃₅

M.W.: 1580.77

CAS No.: N/A

Package: mg to kg



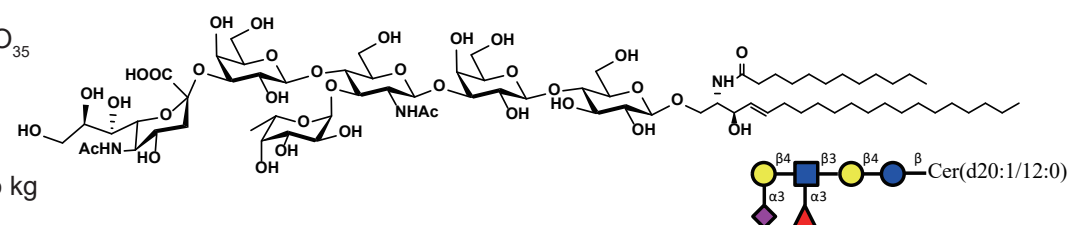
GL-2524 Sialyl-LewisxCer d20:1/12:0 ((Neu5Aca2,3)Galb1,4(Fuca1,3)GlcNAcb1,3Galb1,4GlcCeramide)

M.F.: C₇₅H₁₃₃N₃O₃₅

M.W.: 1636.88

CAS No.: N/A

Package: mg to kg



Sialyl-Lewis^x

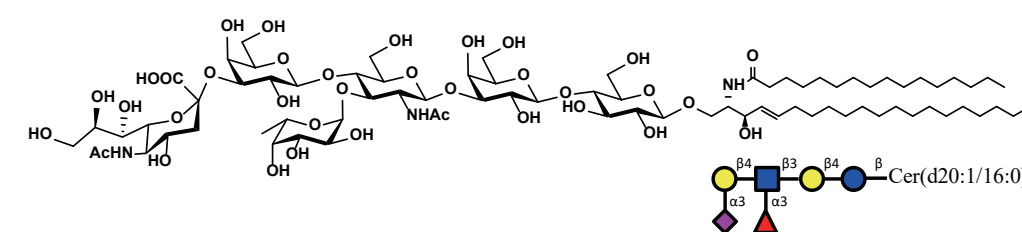
GL-2525 Sialyl-LewisxCer d20:1/16:0 ((Neu5Aca2,3)Galb1,4(Fuca1,3)GlcNAcb1,3Galb1,4GlcCeramide)

M.F.: C₇₉H₁₄₁N₃O₃₅

M.W.: 1692.98

CAS No.: N/A

Package: mg to kg



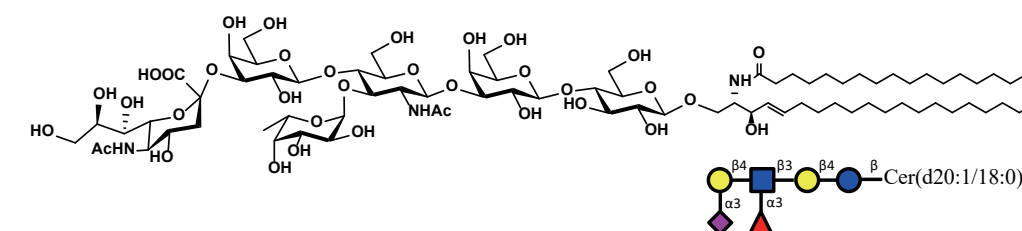
GL-2526 Sialyl-LewisxCer d20:1/18:0 ((Neu5Aca2,3)Galb1,4(Fuca1,3)GlcNAcb1,3Galb1,4GlcCeramide)

M.F.: C₈₁H₁₄₅N₃O₃₅

M.W.: 1721.04

CAS No.: N/A

Package: mg to kg



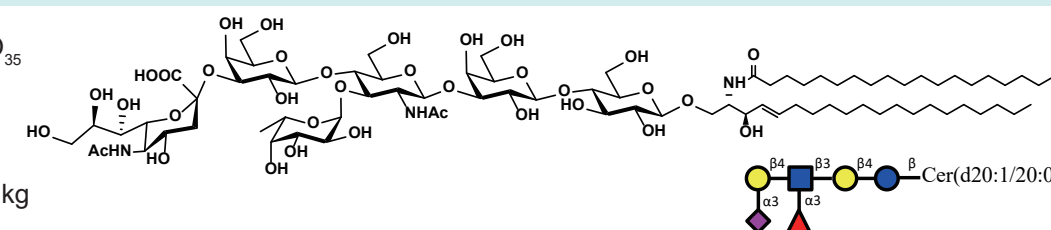
GL-2527 Sialyl-LewisxCer d20:1/20:0 ((Neu5Aca2,3)Galb1,4(Fuca1,3)GlcNAcb1,3Galb1,4GlcCeramide)

M.F.: C₈₃H₁₄₉N₃O₃₅

M.W.: 1749.09

CAS No.: N/A

Package: mg to kg



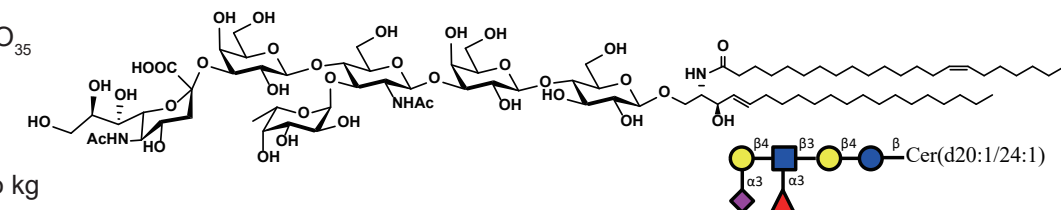
GL-2528 Sialyl-LewisxCer d20:1/24:1 ((Neu5Aca2,3)Galb1,4(Fuca1,3)GlcNAcb1,3Galb1,4GlcCeramide)

M.F.: C₈₇H₁₅₅N₃O₃₅

M.W.: 1803.18

CAS No.: N/A

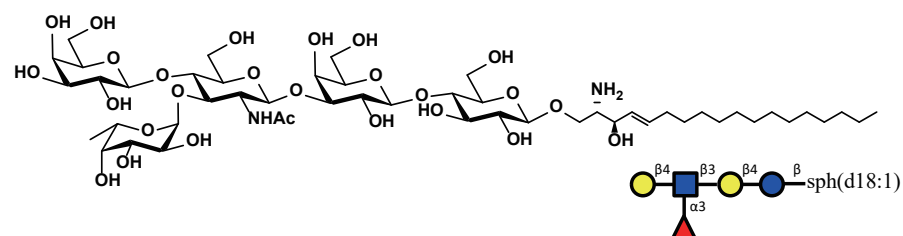
Package: mg to kg



Lewis^x

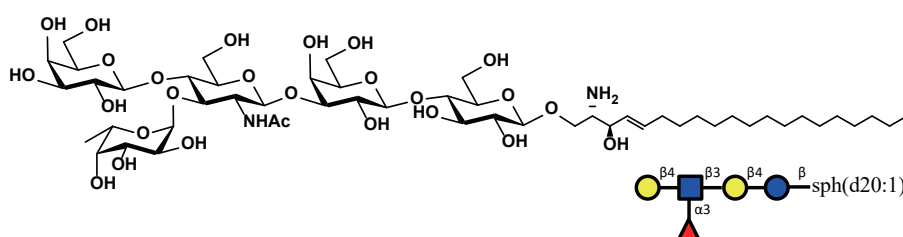
GL-0069 Lewis^xsph d18:1 (Galb1,4(Fuca1,3)GlcNAcb1,3Galb1,4Glcbsphingosine)

M.F.: C₅₀H₉₀N₂O₂₆
M.W.: 1135.26
CAS No.: N/A
Package: mg to kg



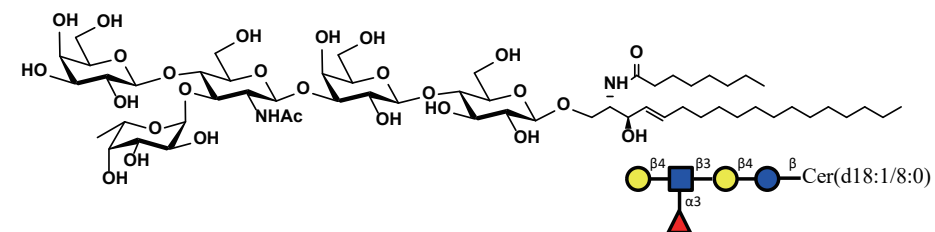
GL-0070 Lewis^xsph d20:1 (Galb1,4(Fuca1,3)GlcNAcb1,3Galb1,4Glcbsphingosine)

M.F.: C₅₂H₉₄N₂O₂₆
M.W.: 1163.31
CAS No.: N/A
Package: mg to kg



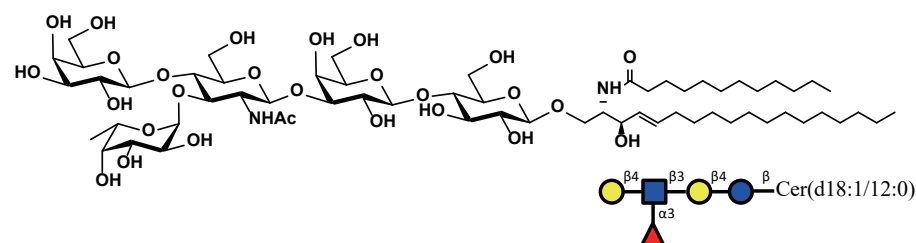
GL-2529 Lewis^xCer d18:1/8:0 (Galb1,4(Fuca1,3)GlcNAcb1,3Galb1,4Glcbsphingosine)

M.F.: C₅₈H₁₀₄N₂O₂₇
M.W.: 1261.46
CAS No.: N/A
Package: mg to kg



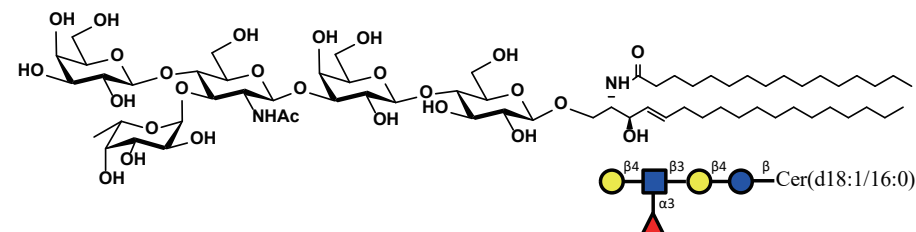
GL-2530 Lewis^xCer d18:1/12:0 (Galb1,4(Fuca1,3)GlcNAcb1,3Galb1,4Glcbsphingosine)

M.F.: C₆₂H₁₁₂N₂O₂₇
M.W.: 1317.57
CAS No.: N/A
Package: mg to kg



GL-2531 Lewis^xCer d18:1/16:0 (Galb1,4(Fuca1,3)GlcNAcb1,3Galb1,4Glcbsphingosine)

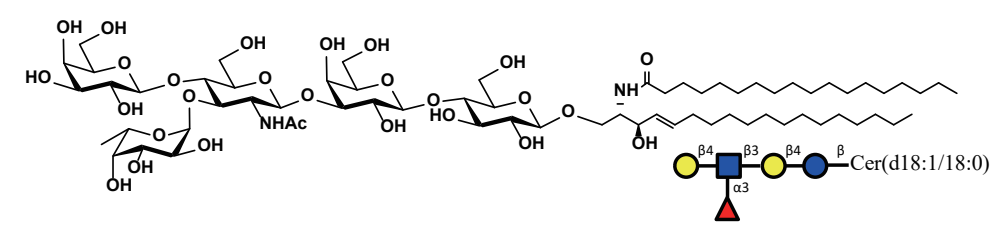
M.F.: C₆₆H₁₂₀N₂O₂₇
M.W.: 1373.67
CAS No.: N/A
Package: mg to kg



Lewis^x

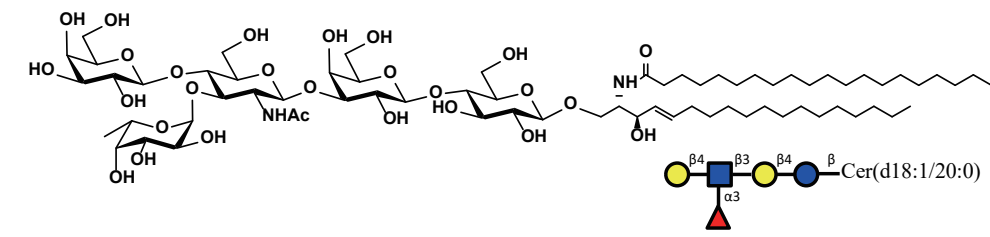
GL-2532 Lewis^xCer d18:1/18:0 (Galb1,4(Fuca1,3)GlcNAcb1,3Galb1,4Glcbsphingosine)

M.F.: C₆₈H₁₂₄N₂O₂₇
M.W.: 1401.73
CAS No.: N/A
Package: mg to kg



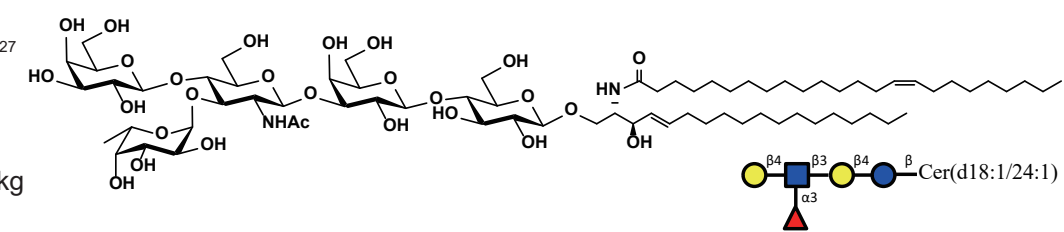
GL-2533 Lewis^xCer d18:1/20:0 (Galb1,4(Fuca1,3)GlcNAcb1,3Galb1,4Glcbsphingosine)

M.F.: C₇₀H₁₂₈N₂O₂₇
M.W.: 1429.78
CAS No.: N/A
Package: mg to kg



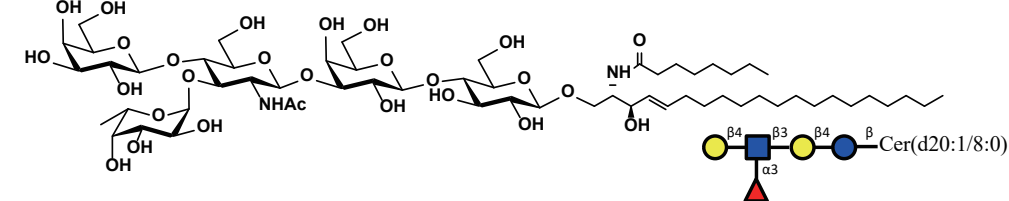
GL-2534 Lewis^xCer d18:1/24:1 (Galb1,4(Fuca1,3)GlcNAcb1,3Galb1,4Glcbsphingosine)

M.F.: C₇₄H₁₃₄N₂O₂₇
M.W.: 1483.87
CAS No.: N/A
Package: mg to kg



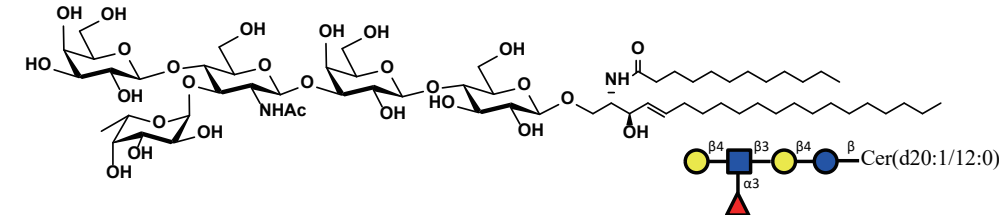
GL-2535 Lewis^xCer d20:1/8:0 (Galb1,4(Fuca1,3)GlcNAcb1,3Galb1,4Glcbsphingosine)

M.F.: C₆₀H₁₀₈N₂O₂₇
M.W.: 1289.51
CAS No.: N/A
Package: mg to kg



GL-2536 Lewis^xCer d20:1/12:0 (Galb1,4(Fuca1,3)GlcNAcb1,3Galb1,4Glcbsphingosine)

M.F.: C₆₄H₁₁₆N₂O₂₇
M.W.: 1345.62
CAS No.: N/A
Package: mg to kg



Lewis^x

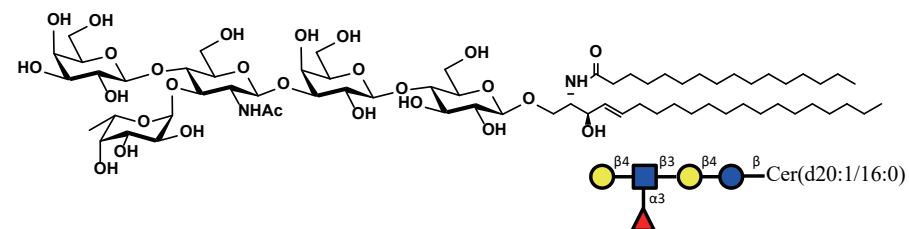
GL-2537 Lewis^xCer d20:1/16:0 (Galb1,4(Fuca1,3)GlcNAcb1,3Galb1,4GlcCeramide)

M.F.: C₆₈H₁₂₄N₂O₂₇

M.W.: 1401.73

CAS No.: N/A

Package: mg to kg



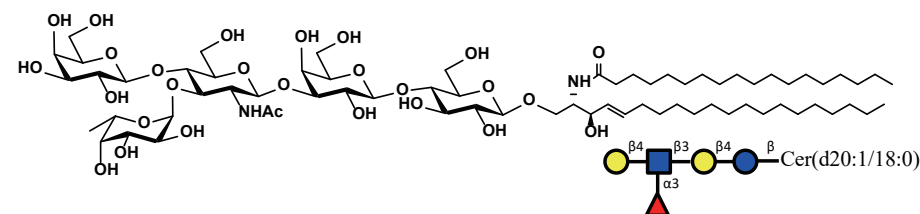
GL-2538 Lewis^xCer d20:1/18:0 (Galb1,4(Fuca1,3)GlcNAcb1,3Galb1,4GlcCeramide)

M.F.: C₇₀H₁₂₈N₂O₂₇

M.W.: 1429.78

CAS No.: N/A

Package: mg to kg



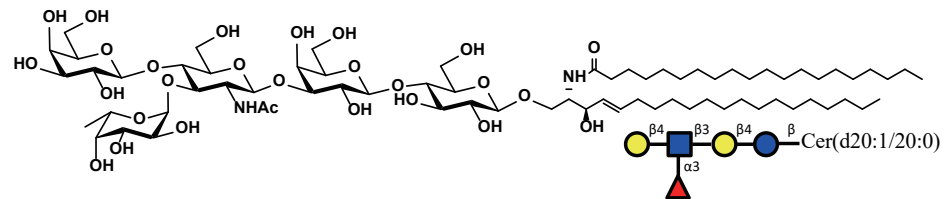
GL-2539 Lewis^xCer d20:1/20:0 (Galb1,4(Fuca1,3)GlcNAcb1,3Galb1,4GlcCeramide)

M.F.: C₇₂H₁₃₂N₂O₂₇

M.W.: 1457.84

CAS No.: N/A

Package: mg to kg



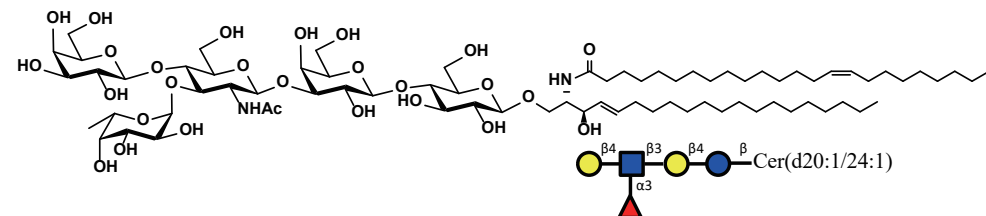
GL-2540 Lewis^xCer d20:1/24:1 (Galb1,4(Fuca1,3)GlcNAcb1,3Galb1,4GlcCeramide)

M.F.: C₇₆H₁₃₈N₂O₂₇

M.W.: 1511.93

CAS No.: N/A

Package: mg to kg



Globo series

红细胞系列糖脂呈中性，最初在人红细胞中分离制得。红细胞糖脂可抑制人脑胶质瘤细胞突起的形成[*]，且以被鉴定为人细小病毒B19V的受体[*]。

参考文献：

[*]张健,等. 第一军医大学学报, 2000.

[*] Bnsh C, et al.. Journal of Virology, 2010, 84(22):11737-11746.

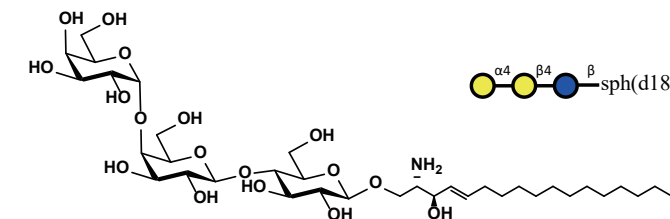
GL-0031 GB3sph d18:1 (Gala1,4Galb1,4GlcSphingosine)

M.F.: C₃₆H₆₇NO₁₇

M.W.: 785.92

CAS No.: N/A

Package: mg to kg



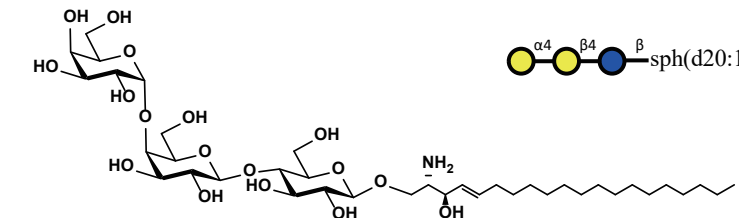
GL-0032 GB3sph d20:1 (Gala1,4Galb1,4GlcSphingosine)

M.F.: C₃₈H₇₁NO₁₇

M.W.: 813.98

CAS No.: N/A

Package: mg to kg



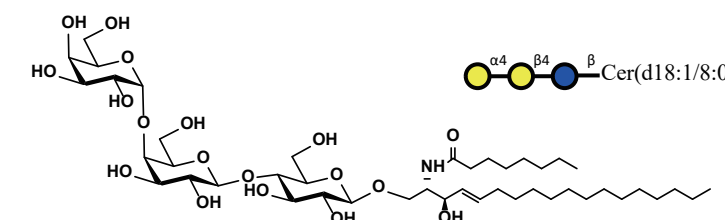
GL-2301 GB3Cer d18:1/8:0 (Gala1,4Galb1,4GlcCeramide)

M.F.: C₄₄H₈₁NO₁₈

M.W.: 912.12

CAS No.: N/A

Package: mg to kg



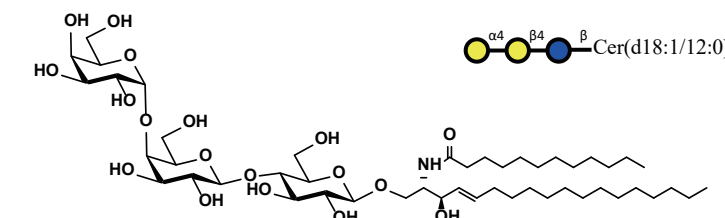
GL-2302 GB3Cer d18:1/12:0 (Gala1,4Galb1,4GlcCeramide)

M.F.: C₄₈H₈₉NO₁₈

M.W.: 968.23

CAS No.: N/A

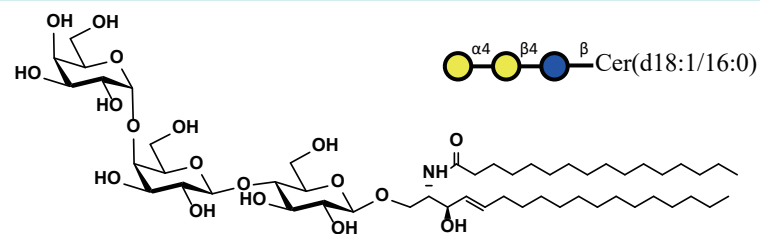
Package: mg to kg



Red blood cell glycoside series (GB3)

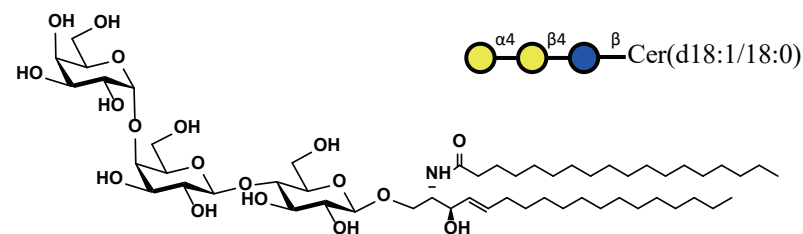
GL-2303 GB3Cer d18:1/16:0 (Gala1,4Galb1,4GlcCeramide)

M.F.: $C_{52}H_{97}NO_{18}$
M.W.: 1024.34
CAS No.: N/A
Package: mg to kg



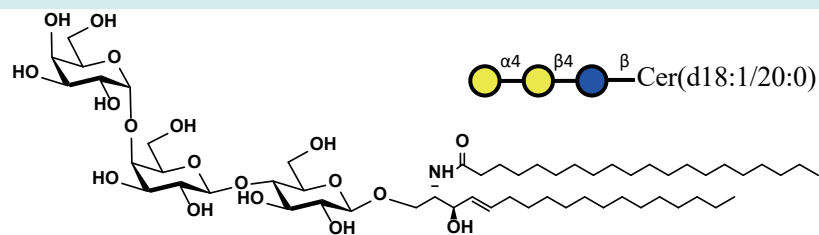
GL-2304 GB3Cer d18:1/18:0 (Gala1,4Galb1,4GlcCeramide)

M.F.: $C_{54}H_{101}NO_{18}$
M.W.: 1052.39
CAS No.: N/A
Package: mg to kg



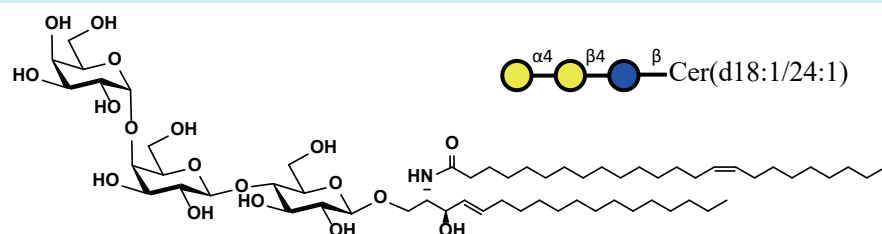
GL-2305 GB3Cer d18:1/20:0 (Gala1,4Galb1,4GlcCeramide)

M.F.: $C_{56}H_{105}NO_{18}$
M.W.: 1080.45
CAS No.: N/A
Package: mg to kg



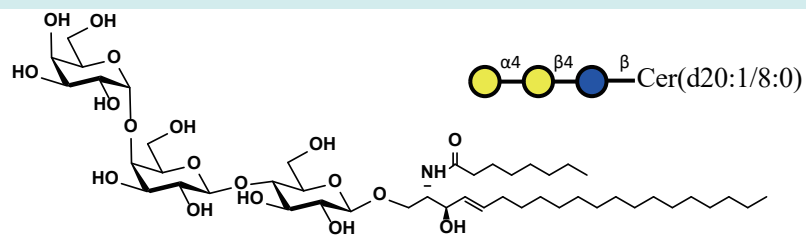
GL-2306 GB3Cer d18:1/24:1 (Gala1,4Galb1,4GlcCeramide)

M.F.: $C_{60}H_{111}NO_{18}$
M.W.: 1134.54
CAS No.: N/A
Package: mg to kg



GL-2307 GB3Cer d20:1/8:0 (Gala1,4Galb1,4GlcCeramide)

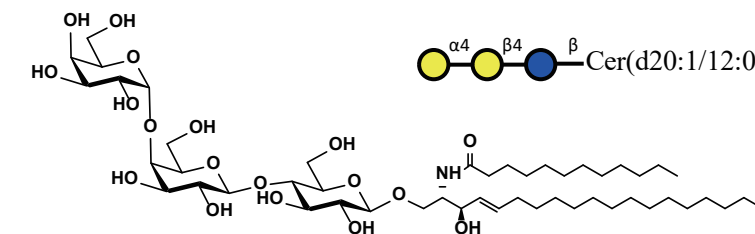
M.F.: $C_{46}H_{85}NO_{18}$
M.W.: 940.18
CAS No.: N/A
Package: mg to kg



Red blood cell glycoside series (GB3)

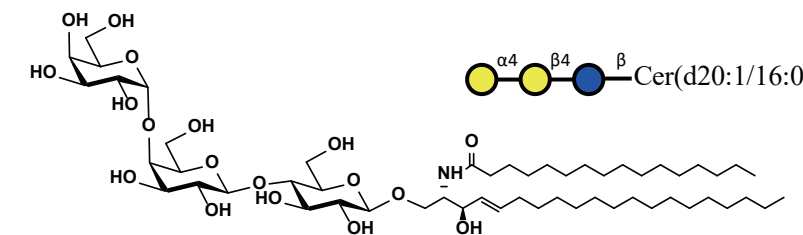
GL-2308 GB3Cer d20:1/12:0 (Gala1,4Galb1,4GlcCeramide)

M.F.: $C_{50}H_{93}NO_{18}$
M.W.: 996.28
CAS No.: N/A
Package: mg , g



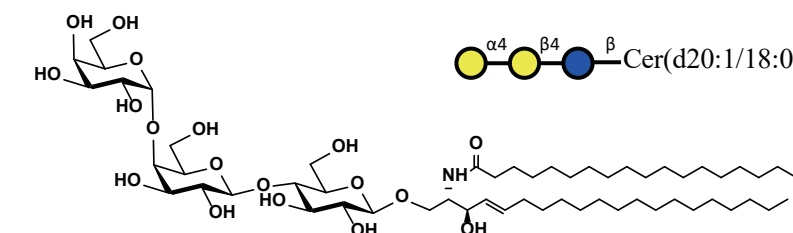
GL-2309 GB3Cer d20:1/16:0 (Gala1,4Galb1,4GlcCeramide)

M.F.: $C_{54}H_{101}NO_{18}$
M.W.: 1052.39
CAS No.: N/A
Package: mg , g



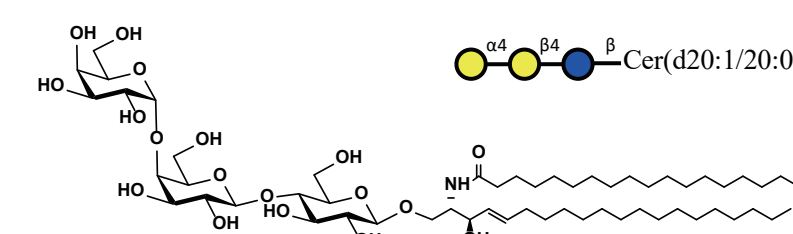
GL-2310 GB3Cer d20:1/18:0 (Gala1,4Galb1,4GlcCeramide)

M.F.: $C_{56}H_{105}NO_{18}$
M.W.: 1080.45
CAS No.: N/A
Package: mg to kg



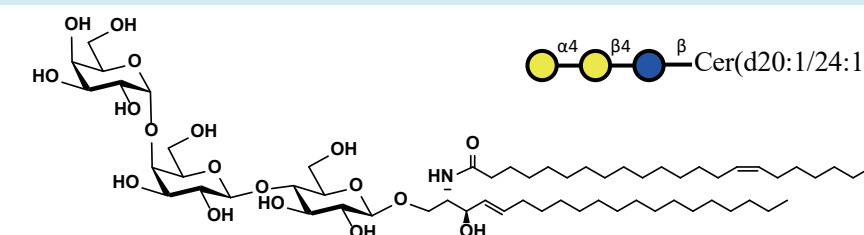
GL-2311 GB3Cer d20:1/20:0 (Gala1,4Galb1,4GlcCeramide)

M.F.: $C_{58}H_{109}NO_{18}$
M.W.: 1108.50
CAS No.: N/A
Package: mg to kg



GL-2312 GB3Cer d20:1/24:1 (Gala1,4Galb1,4GlcCeramide)

M.F.: $C_{62}H_{115}NO_{18}$
M.W.: 1162.59
CAS No.: N/A
Package: mg to kg



Red blood cell glycoside series (GB4)

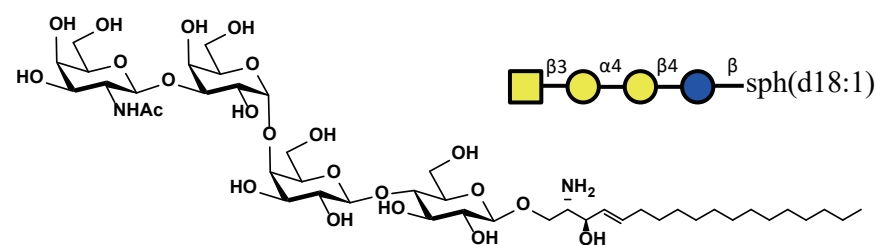
GL-0033 GB4sph d18:1 (GalNAcb1,3Gala1,4Galb1,4Glcbsphingosine)

M.F.: $C_{44}H_{80}N_2O_{22}$

M.W.: 989.12

CAS No.: N/A

Package: mg to kg



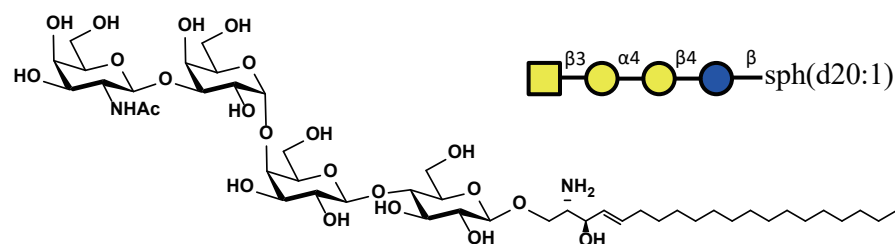
GL-0034 GB4sph d20:1 (GalNAcb1,3Gala1,4Galb1,4Glcbsphingosine)

M.F.: $C_{46}H_{84}N_2O_{22}$

M.W.: 1017.17

CAS No.: N/A

Package: mg to kg



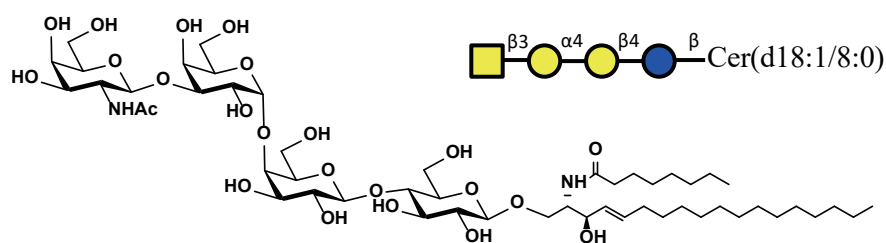
GL-2313 GB4Cer d18:1/8:0 (GalNAcb1,3Gala1,4Galb1,4Glcbsphingosine)

M.F.: $C_{52}H_{94}N_2O_{23}$

M.W.: 1115.32

CAS No.: N/A

Package: mg to kg



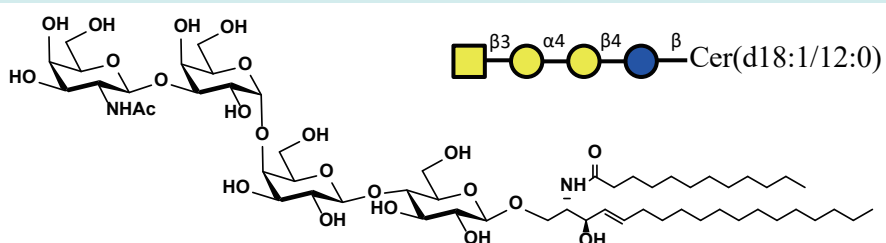
GL-2314 GB4Cer d18:1/12:0 (GalNAcb1,3Gala1,4Galb1,4Glcbsphingosine)

M.F.: $C_{56}H_{102}N_2O_{23}$

M.W.: 1171.42

CAS No.: N/A

Package: mg , g



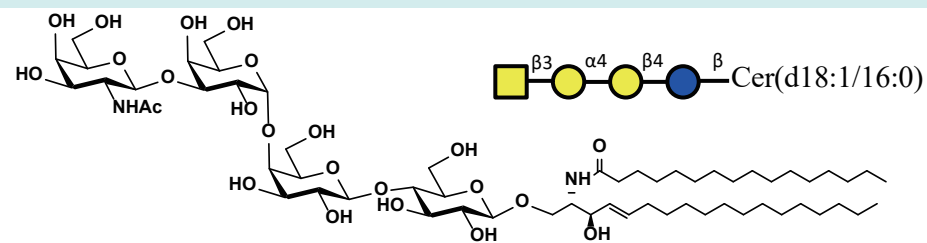
GL-2315 GB4Cer d18:1/16:0 (GalNAcb1,3Gala1,4Galb1,4Glcbsphingosine)

M.F.: $C_{60}H_{110}N_2O_{23}$

M.W.: 1227.53

CAS No.: N/A

Package: mg , g



Red blood cell glycoside series (GB4)

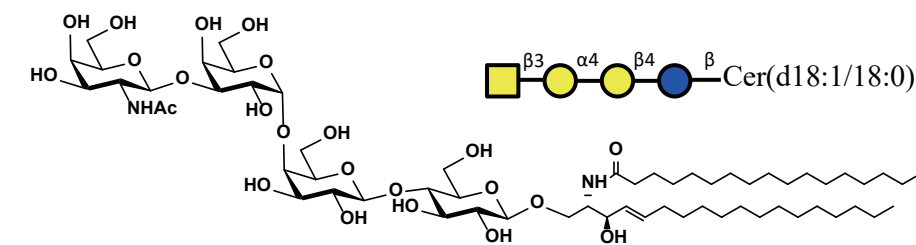
GL-2316 GB4Cer d18:1/18:0 (GalNAcb1,3Gala1,4Galb1,4Glcbsphingosine)

M.F.: $C_{62}H_{114}N_2O_{23}$

M.W.: 1255.59

CAS No.: N/A

Package: mg to kg



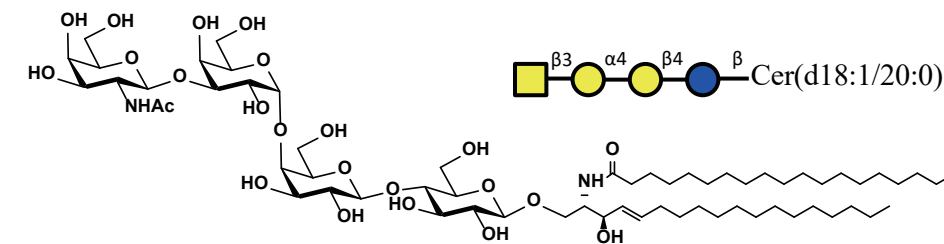
GL-2317 GB4Cer d18:1/20:0 (GalNAcb1,3Gala1,4Galb1,4Glcbsphingosine)

M.F.: $C_{64}H_{118}N_2O_{23}$

M.W.: 1283.64

CAS No.: N/A

Package: mg to kg



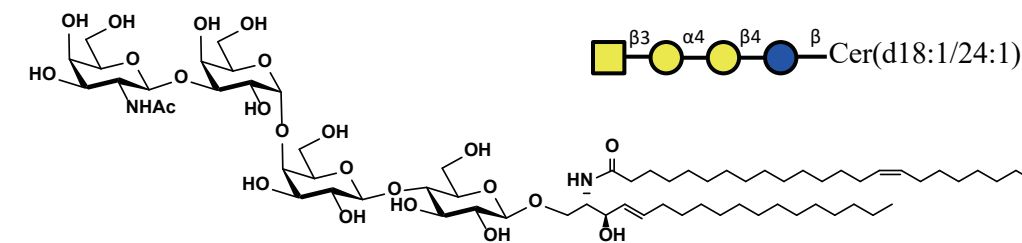
GL-2318 GB4Cer d18:1/24:1 (GalNAcb1,3Gala1,4Galb1,4Glcbsphingosine)

M.F.: $C_{68}H_{124}N_2O_{23}$

M.W.: 1337.73

CAS No.: N/A

Package: mg to kg



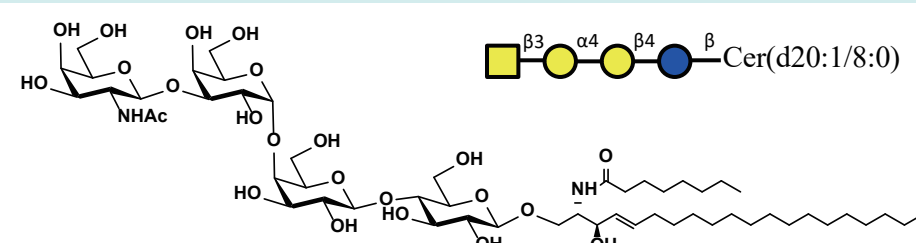
GL-2319 GB4Cer d20:1/8:0 (GalNAcb1,3Gala1,4Galb1,4Glcbsphingosine)

M.F.: $C_{54}H_{98}N_2O_{23}$

M.W.: 1143.37

CAS No.: N/A

Package: mg , g



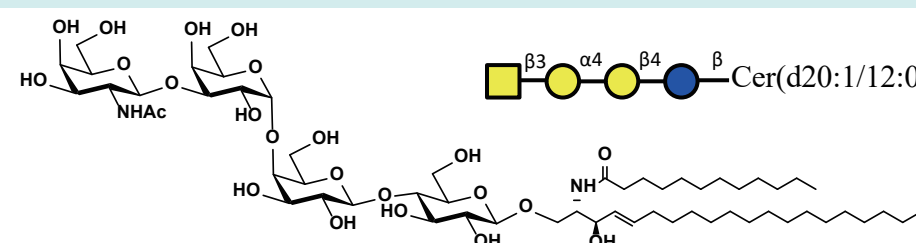
GL-2320 GB4Cer d20:1/12:0 (GalNAcb1,3Gala1,4Galb1,4Glcbsphingosine)

M.F.: $C_{58}H_{106}N_2O_{23}$

M.W.: 1199.48

CAS No.: N/A

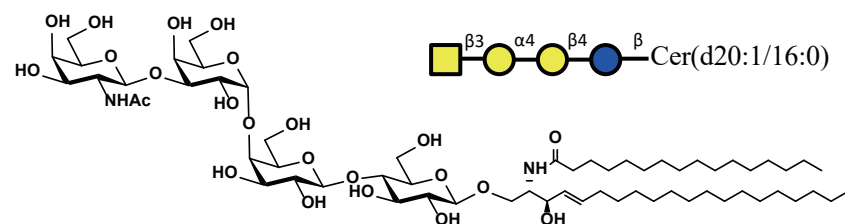
Package: mg , g



Red blood cell glycoside series (GB4)

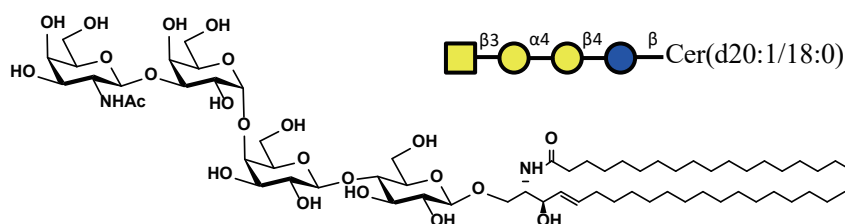
GL-2321 GB4Cer d20:1/16:0 (GalNAcb1,3Gala1,4Galb1,4GlcCeramide)

M.F.: $C_{62}H_{114}N_2O_{23}$
M.W.: 1255.59
CAS No.: N/A
Package: mg to kg



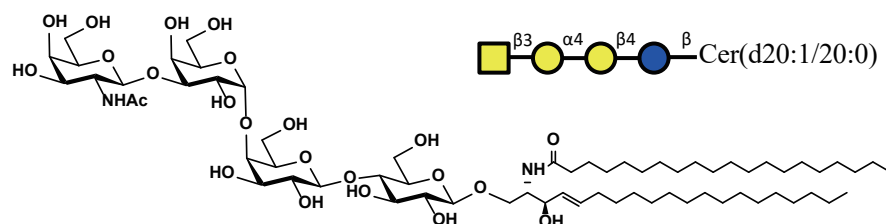
GL-2322 GB4Cer d20:1/18:0 (GalNAcb1,3Gala1,4Galb1,4GlcCeramide)

M.F.: $C_{64}H_{118}N_2O_{23}$
M.W.: 1283.64
CAS No.: N/A
Package: mg to kg



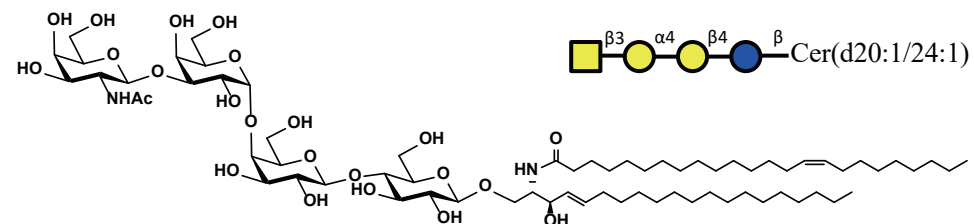
GL-2323 GB4Cer d20:1/20:0 (GalNAcb1,3Gala1,4Galb1,4GlcCeramide)

M.F.: $C_{66}H_{122}N_2O_{23}$
M.W.: 1311.69
CAS No.: N/A
Package: mg to kg



GL-2324 GB4Cer d20:1/24:1 (GalNAcb1,3Gala1,4Galb1,4GlcCeramide)

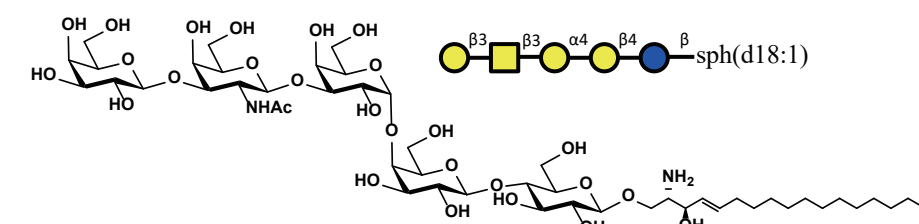
M.F.: $C_{70}H_{128}N_2O_{23}$
M.W.: 1365.79
CAS No.: N/A
Package: mg , g



Red blood cell glycoside series (GB5)

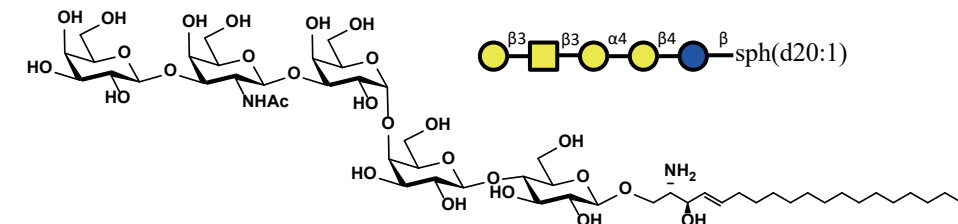
GL-0035 GB5sph d18:1 (Galb1,3GalNAcb1,3Gala1,4Galb1,4GlcSphingosine)

M.F.: $C_{50}H_{90}N_2O_{27}$
M.W.: 1151.26
CAS No.: N/A
Package: mg to kg



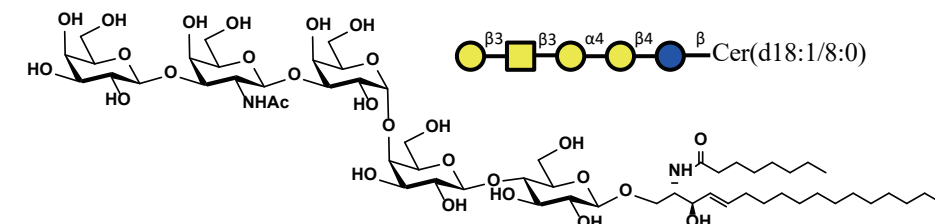
GL-0036 GB5sph d20:1 (Galb1,3GalNAcb1,3Gala1,4Galb1,4GlcSphingosine)

M.F.: $C_{52}H_{94}N_2O_{27}$
M.W.: 1179.31
CAS No.: N/A
Package: mg to kg



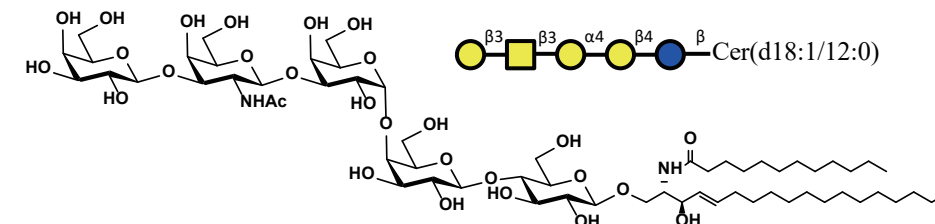
GL-2325 GB5Cer d18:1/8:0 (Galb1,3GalNAcb1,3Gala1,4Galb1,4GlcCeramide)

M.F.: $C_{58}H_{104}N_2O_{28}$
M.W.: 1277.46
CAS No.: N/A
Package: mg to kg



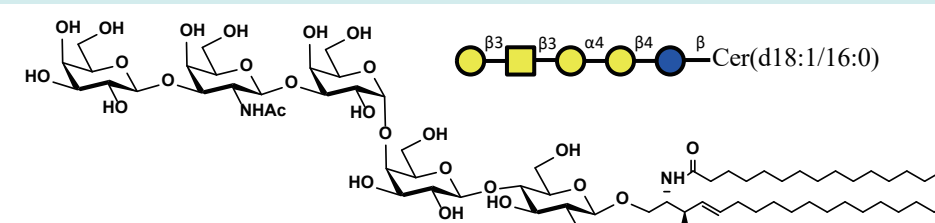
GL-2326 GB5Cer d18:1/12:0 (Galb1,3GalNAcb1,3Gala1,4Galb1,4GlcCeramide)

M.F.: $C_{62}H_{112}N_2O_{28}$
M.W.: 1333.56
CAS No.: N/A
Package: mg , g



GL-2327 GB5Cer d18:1/16:0 (Galb1,3GalNAcb1,3Gala1,4Galb1,4GlcCeramide)

M.F.: $C_{66}H_{120}N_2O_{28}$
M.W.: 1389.67
CAS No.: N/A
Package: mg , g



Red blood cell glycoside series (GB5)

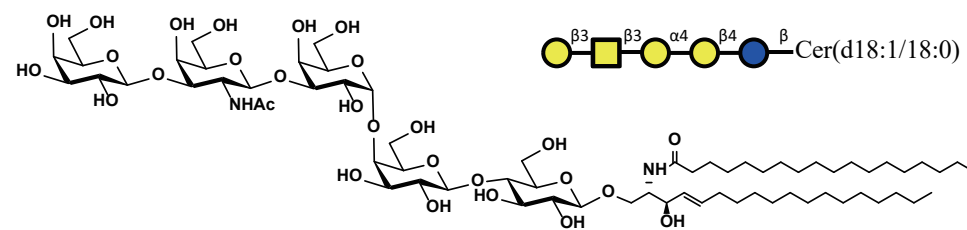
GL-2328 GB5Cer d18:1/18:0 (Galb1,3GalNAcb1,3Gala1,4Galb1,4GlcCeramide)

M.F.: $C_{68}H_{124}N_2O_{28}$

M.W.: 1417.73

CAS No.: N/A

Package: mg to kg



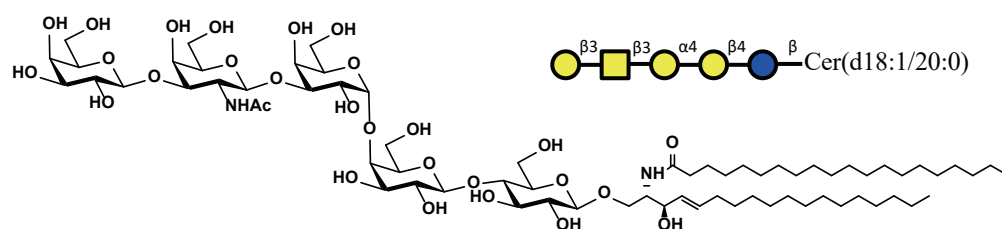
GL-2329 GB5Cer d18:1/20:0 (Galb1,3GalNAcb1,3Gala1,4Galb1,4GlcCeramide)

M.F.: $C_{70}H_{128}N_2O_{28}$

M.W.: 1445.78

CAS No.: N/A

Package: mg to kg



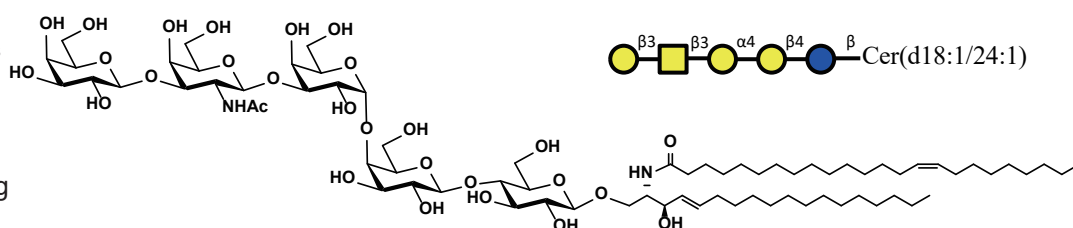
GL-2330 GB5Cer d18:1/24:1 (Galb1,3GalNAcb1,3Gala1,4Galb1,4GlcCeramide)

M.F.: $C_{74}H_{134}N_2O_{28}$

M.W.: 1499.87

CAS No.: N/A

Package: mg to kg



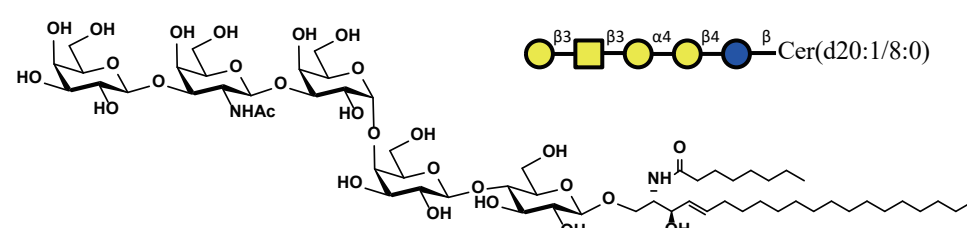
GL-2331 GB5Cer d20:1/8:0 (Galb1,3GalNAcb1,3Gala1,4Galb1,4GlcCeramide)

M.F.: $C_{60}H_{108}N_2O_{28}$

M.W.: 1305.51

CAS No.: N/A

Package: mg , g



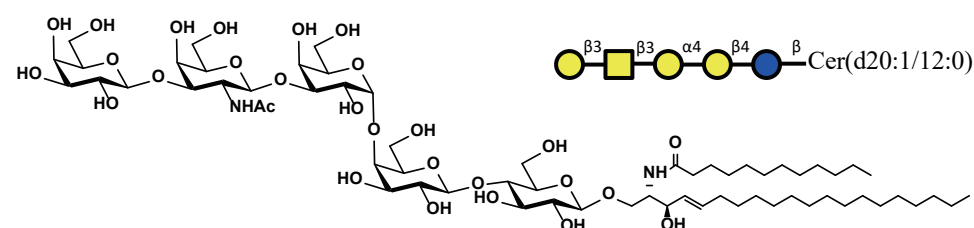
GL-2332 GB5Cer d20:1/12:0 (Galb1,3GalNAcb1,3Gala1,4Galb1,4GlcCeramide)

M.F.: $C_{64}H_{116}N_2O_{28}$

M.W.: 1361.62

CAS No.: N/A

Package: mg , g



Red blood cell glycoside series (GB5)

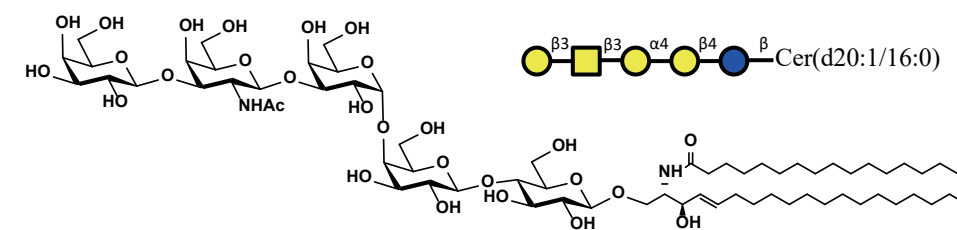
GL-2333 GB5Cer d20:1/16:0 (Galb1,3GalNAcb1,3Gala1,4Galb1,4GlcCeramide)

M.F.: $C_{68}H_{124}N_2O_{28}$

M.W.: 1417.73

CAS No.: N/A

Package: mg to kg



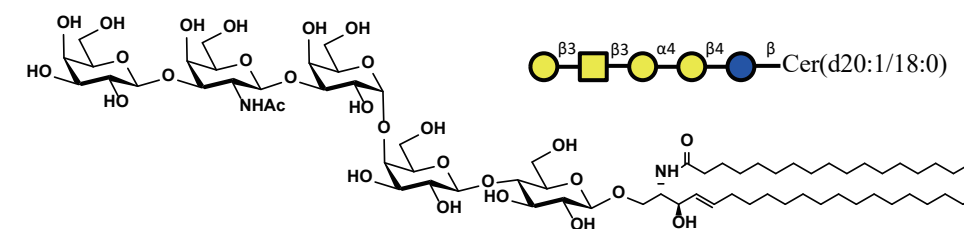
GL-2334 GB5Cer d20:1/18:0 (Galb1,3GalNAcb1,3Gala1,4Galb1,4GlcCeramide)

M.F.: $C_{70}H_{128}N_2O_{28}$

M.W.: 1445.78

CAS No.: N/A

Package: mg to kg



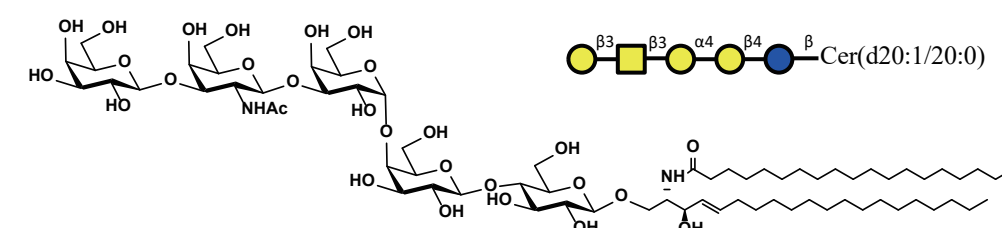
GL-2335 GB5Cer d20:1/20:0 (Galb1,3GalNAcb1,3Gala1,4Galb1,4GlcCeramide)

M.F.: $C_{72}H_{132}N_2O_{28}$

M.W.: 1473.83

CAS No.: N/A

Package: mg to kg



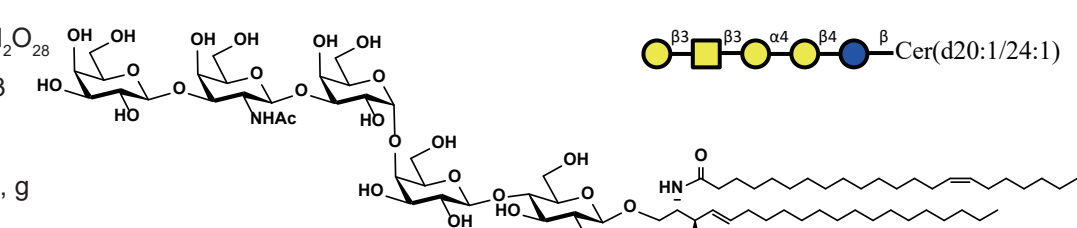
GL-2336 GB5Cer d20:1/24:1 (Galb1,3GalNAcb1,3Gala1,4Galb1,4GlcCeramide)

M.F.: $C_{76}H_{138}N_2O_{28}$

M.W.: 1527.93

CAS No.: N/A

Package: mg , g



GloboH

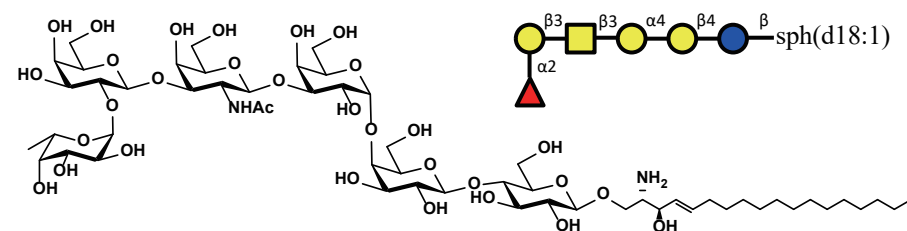
GL-0037 GloboHsph d18:1 ((Fuca1,2)Galb1,3GalNAcb1,3Gala1,4Galb1,4Glcbsphingosine)

M.F.: $C_{56}H_{100}N_2O_{31}$

M.W.: 1297.40

CAS No.: N/A

Package: mg , g



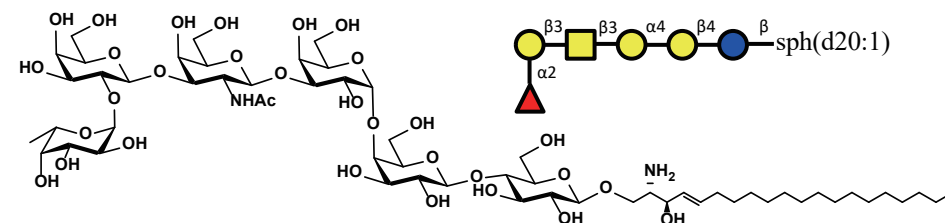
GL-0038 GloboHsph d20:1 ((Fuca1,2)Galb1,3GalNAcb1,3Gala1,4Galb1,4Glcbsphingosine)

M.F.: $C_{56}H_{104}N_2O_{31}$

M.W.: 1325.45

CAS No.: N/A

Package: mg , g



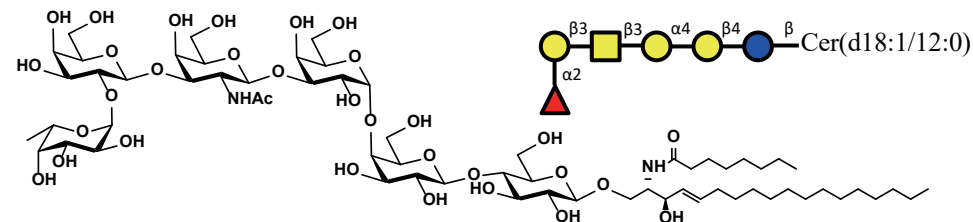
GL-2337 GloboHCer d18:1/8:0 ((Fuca1,2)Galb1,3GalNAcb1,3Gala1,4Galb1,4Glcbsphingosine)

M.F.: $C_{64}H_{114}N_2O_{32}$

M.W.: 1423.60

CAS No.: N/A

Package: mg , g



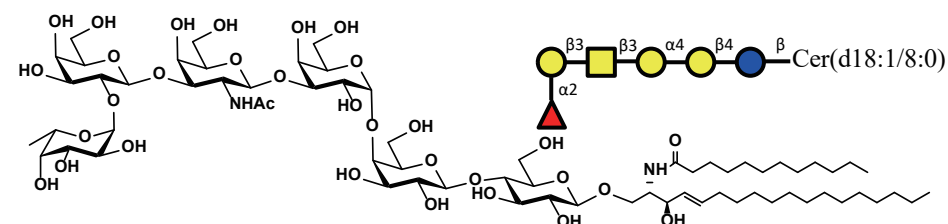
GL-2338 GloboHCer d18:1/12:0 ((Fuca1,2)Galb1,3GalNAcb1,3Gala1,4Galb1,4Glcbsphingosine)

M.F.: $C_{68}H_{122}N_2O_{32}$

M.W.: 1479.71

CAS No.: N/A

Package: mg , g



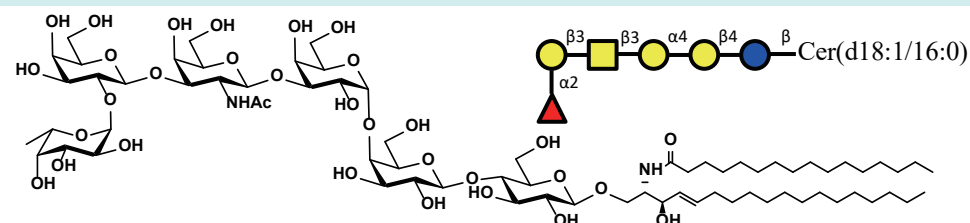
GL-2339 GloboHCer d18:1/16:0 ((Fuca1,2)Galb1,3GalNAcb1,3Gala1,4Galb1,4Glcbsphingosine)

M.F.: $C_{72}H_{130}N_2O_{32}$

M.W.: 1535.81

CAS No.: N/A

Package: mg , g



GloboH

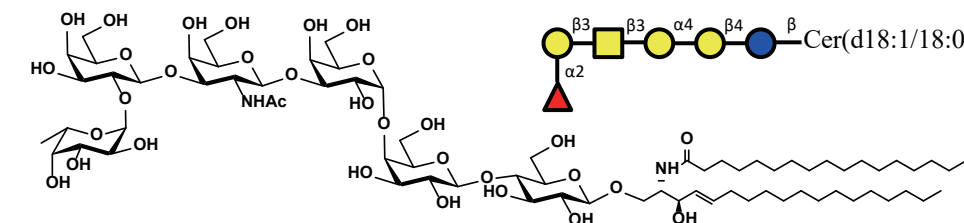
GL-2340 GloboHCer d18:1/18:0 ((Fuca1,2)Galb1,3GalNAcb1,3Gala1,4Galb1,4Glcbsphingosine)

M.F.: $C_{74}H_{134}N_2O_{32}$

M.W.: 1563.87

CAS No.: N/A

Package: mg , g



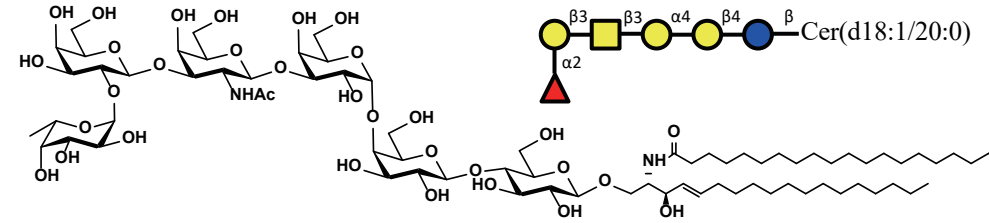
GL-2341 GloboHCer d18:1/20:0 ((Fuca1,2)Galb1,3GalNAcb1,3Gala1,4Galb1,4Glcbsphingosine)

M.F.: $C_{76}H_{138}N_2O_{32}$

M.W.: 1591.92

CAS No.: N/A

Package: mg , g



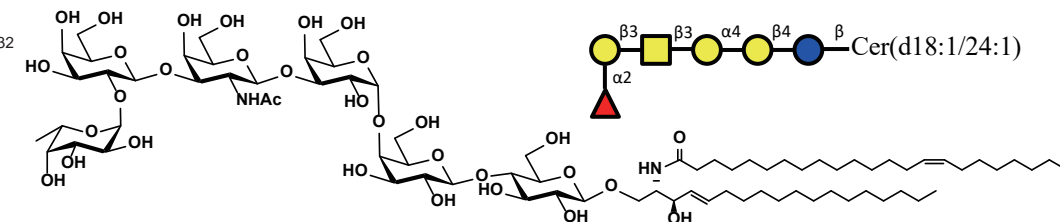
GL-2342 GloboHCer d18:1/24:1 ((Fuca1,2)Galb1,3GalNAcb1,3Gala1,4Galb1,4Glcbsphingosine)

M.F.: $C_{80}H_{144}N_2O_{32}$

M.W.: 1646.01

CAS No.: N/A

Package: mg , g



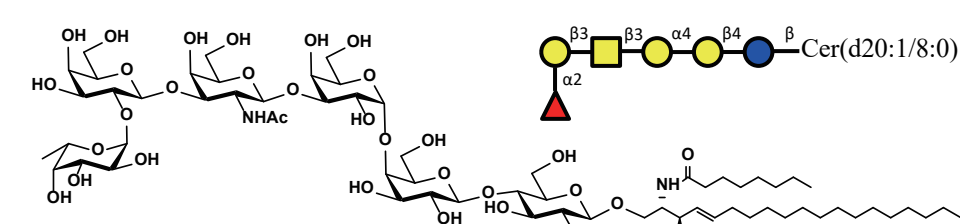
GL-2343 GloboHCer d20:1/8:0 ((Fuca1,2)Galb1,3GalNAcb1,3Gala1,4Galb1,4Glcbsphingosine)

M.F.: $C_{66}H_{118}N_2O_{32}$

M.W.: 1451.65

CAS No.: N/A

Package: mg , g



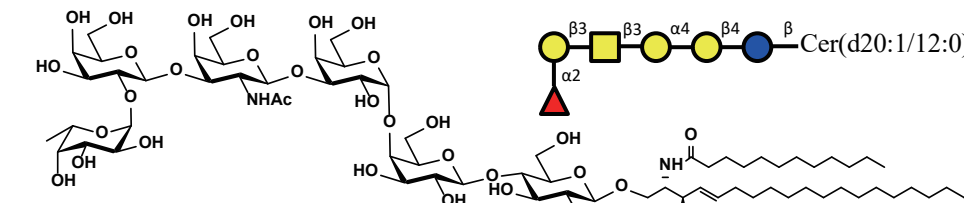
GL-2344 GloboHCer d20:1/12:0 ((Fuca1,2)Galb1,3GalNAcb1,3Gala1,4Galb1,4Glcbsphingosine)

M.F.: $C_{70}H_{126}N_2O_{32}$

M.W.: 1507.76

CAS No.: N/A

Package: mg , g



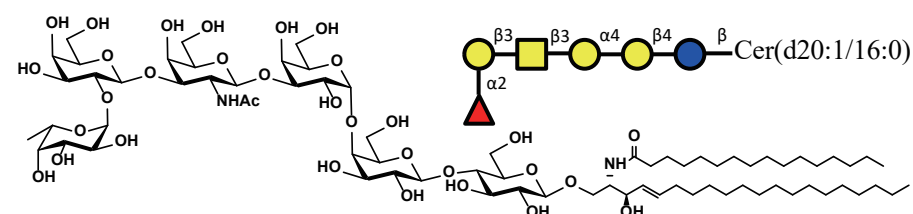
GloboH

Red blood cell glycoside series (SSEA-4)

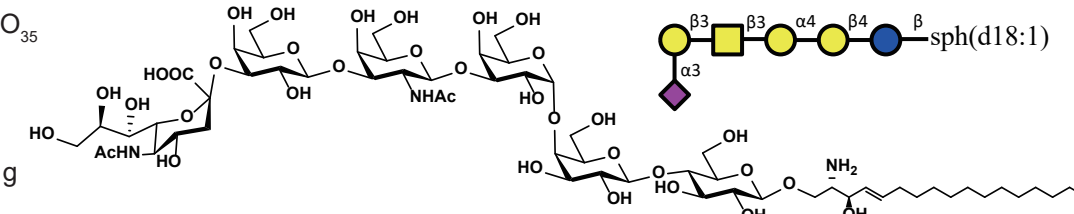
GL-2345 GloboHCer d20:1/16:0 ((Fuca1,2)Galb1,3GalNAcb1,3Gala1,4Galb1,4GlcCeramide)

GL-0039 SSEA-4sph d18:1 ((Neu5Aca2,3)Galb1,3GalNAcb1,3Gala1,4Galb1,4Sphingosine)

M.F.: $C_{74}H_{134}N_2O_{32}$
M.W.: 1563.87
CAS No.: N/A
Package: mg , g



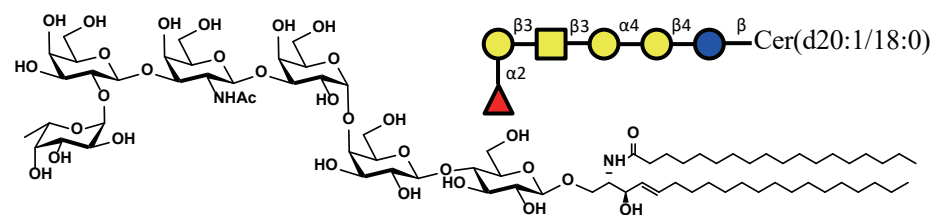
M.F.: $C_{61}H_{107}N_3O_{35}$
M.W.: 1442.51
CAS No.: N/A
Package: mg , g



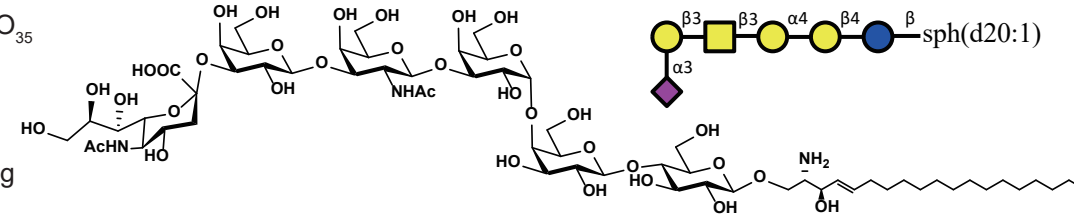
GL-2346 GloboHCer d20:1/18:0 ((Fuca1,2)Galb1,3GalNAcb1,3Gala1,4Galb1,4GlcCeramide)

GL-0040 SSEA-4sph d20:1 ((Neu5Aca2,3)Galb1,3GalNAcb1,3Gala1,4Galb1,4Sphingosine)

M.F.: $C_{76}H_{138}N_2O_{32}$
M.W.: 1591.92
CAS No.: N/A
Package: mg , g



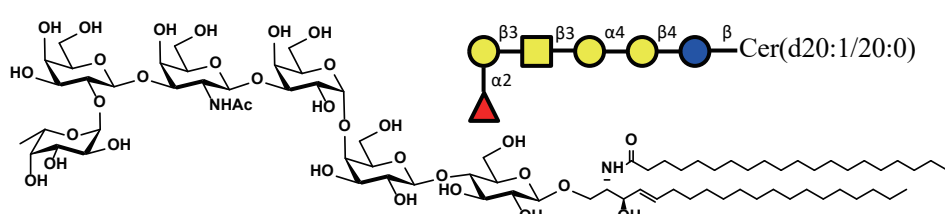
M.F.: $C_{63}H_{111}N_3O_{35}$
M.W.: 1470.57
CAS No.: N/A
Package: mg , g



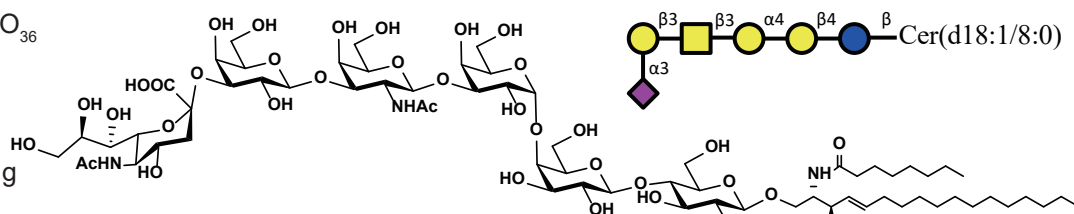
GL-2347 GloboHCer d20:1/20:0 ((Fuca1,2)Galb1,3GalNAcb1,3Gala1,4Galb1,4GlcCeramide)

GL-2349 SSEA-4 d18:1/8:0 ((Neu5Aca2,3)Galb1,3GalNAcb1,3Gala1,4Galb1,4GlcCeramide)

M.F.: $C_{78}H_{142}N_2O_{32}$
M.W.: 1619.98
CAS No.: N/A
Package: mg , g



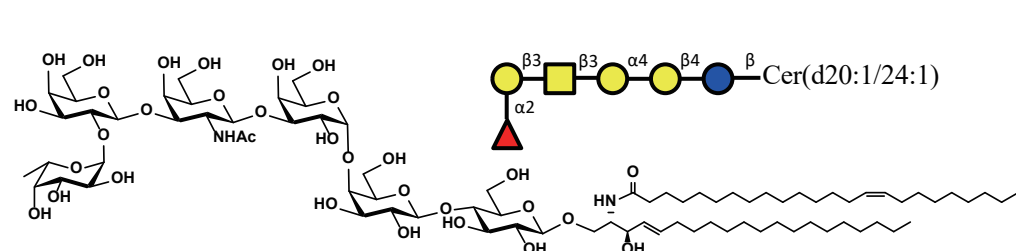
M.F.: $C_{69}H_{121}N_3O_{36}$
M.W.: 1568.71
CAS No.: N/A
Package: mg , g



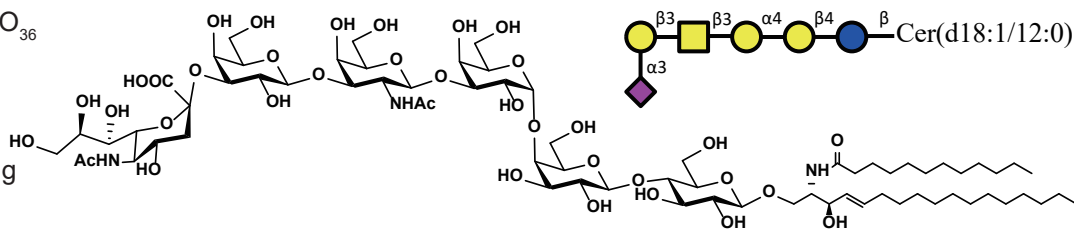
GL-2348 GloboHCer d20:1/24:1 ((Fuca1,2)Galb1,3GalNAcb1,3Gala1,4Galb1,4GlcCeramide)

GL-2350 SSEA-4 d18:1/12:0 ((Neu5Aca2,3)Galb1,3GalNAcb1,3Gala1,4Galb1,4GlcCeramide)

M.F.: $C_{82}H_{148}N_2O_{32}$
M.W.: 1674.07
CAS No.: N/A
Package: mg , g



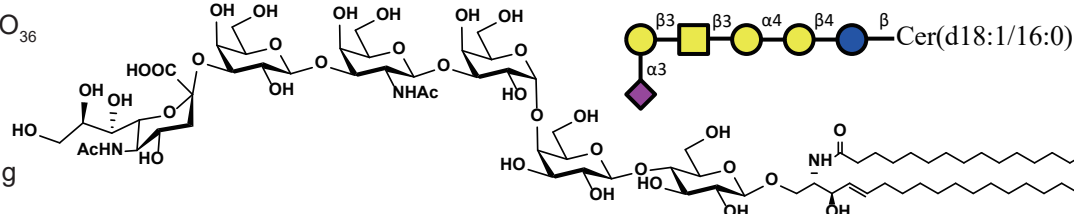
M.F.: $C_{73}H_{129}N_3O_{36}$
M.W.: 1624.82
CAS No.: N/A
Package: mg , g



GL-2351 SSEA-4 d18:1/16:0 ((Neu5Aca2,3)Galb1,3GalNAcb1,3Gala1,4Galb1,4GlcCeramide)

GL-2351 SSEA-4 d18:1/16:0 ((Neu5Aca2,3)Galb1,3GalNAcb1,3Gala1,4Galb1,4GlcCeramide)

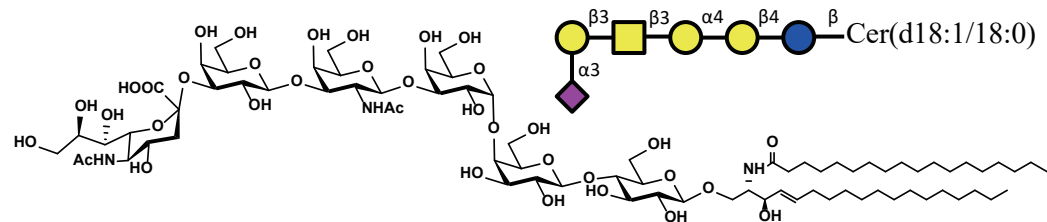
M.F.: $C_{77}H_{137}N_3O_{36}$
M.W.: 1680.93
CAS No.: N/A
Package: mg , g



Red blood cell glycoside series (SSEA-4)

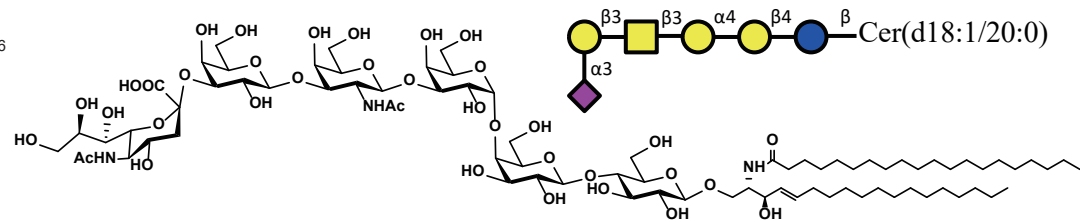
GL-2352 SSEA-4 d18:1/18:0 ((Neu5Aca2,3)Galb1,3GalNAcb1,3Gala1,4Galb1,4GlcCeramide)

M.F.: $C_{79}H_{141}N_3O_{36}$
M.W.: 1708.98
CAS No.: N/A
Package: mg , g



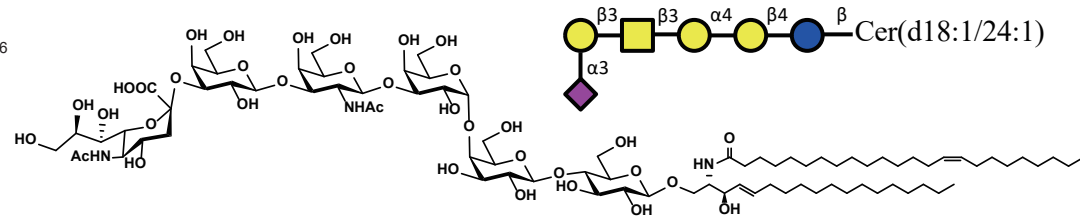
GL-2353 SSEA-4 d18:1/20:0 ((Neu5Aca2,3)Galb1,3GalNAcb1,3Gala1,4Galb1,4GlcCeramide)

M.F.: $C_{81}H_{145}N_3O_{36}$
M.W.: 1737.04
CAS No.: N/A
Package: mg , g



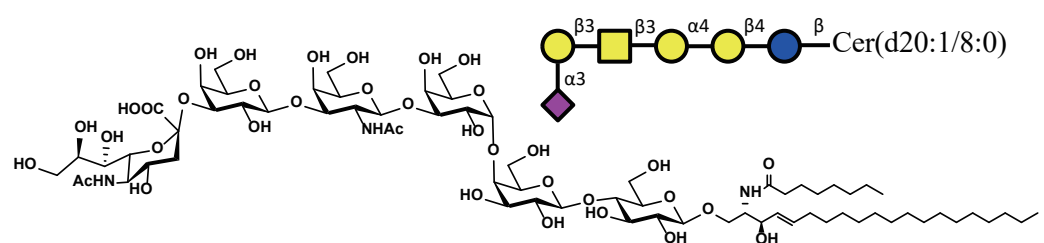
GL-2354 SSEA-4 d18:1/24:1 ((Neu5Aca2,3)Galb1,3GalNAcb1,3Gala1,4Galb1,4GlcCeramide)

M.F.: $C_{85}H_{151}N_3O_{36}$
M.W.: 1791.13
CAS No.: N/A
Package: mg , g



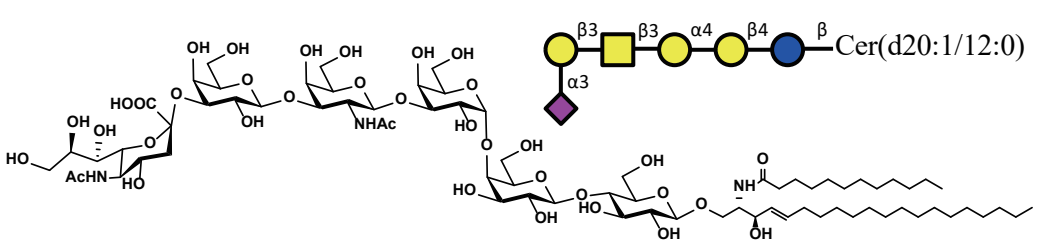
GL-2355 SSEA-4 d20:1/8:0 ((Neu5Aca2,3)Galb1,3GalNAcb1,3Gala1,4Galb1,4GlcCeramide)

M.F.: $C_{71}H_{125}N_3O_{36}$
M.W.: 1596.77
CAS No.: N/A
Package: mg , g



GL-2356 SSEA-4 d20:1/12:0 ((Neu5Aca2,3)Galb1,3GalNAcb1,3Gala1,4Galb1,4GlcCeramide)

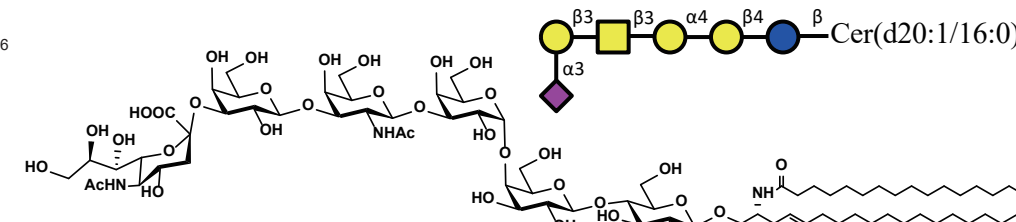
M.F.: $C_{75}H_{133}N_3O_{36}$
M.W.: 1652.87
CAS No.: N/A
Package: mg , g



Red blood cell glycoside series (SSEA-4)

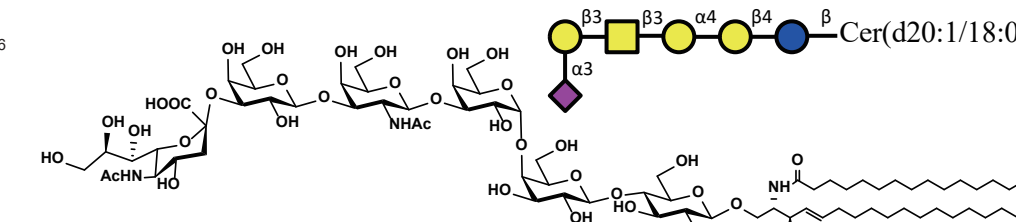
GL-2357 SSEA-4 d20:1/16:0 ((Neu5Aca2,3)Galb1,3GalNAcb1,3Gala1,4Galb1,4GlcCeramide)

M.F.: $C_{79}H_{141}N_3O_{36}$
M.W.: 1708.98
CAS No.: N/A
Package: mg , g



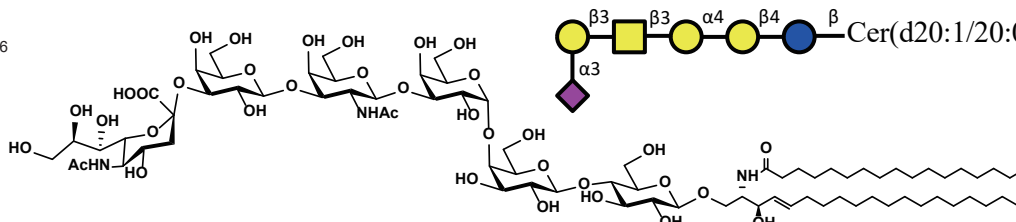
GL-2358 SSEA-4 d20:1/18:0 ((Neu5Aca2,3)Galb1,3GalNAcb1,3Gala1,4Galb1,4GlcCeramide)

M.F.: $C_{81}H_{145}N_3O_{36}$
M.W.: 1737.04
CAS No.: N/A
Package: mg , g



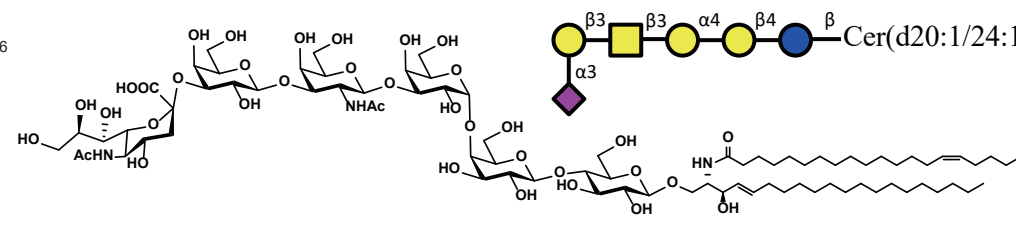
GL-2359 SSEA-4 d20:1/20:0 ((Neu5Aca2,3)Galb1,3GalNAcb1,3Gala1,4Galb1,4GlcCeramide)

M.F.: $C_{83}H_{149}N_3O_{36}$
M.W.: 1765.09
CAS NO.: N/A
Package: mg , g



GL-2360 SSEA-4 d20:1/24:1 ((Neu5Aca2,3)Galb1,3GalNAcb1,3Gala1,4Galb1,4GlcCeramide)

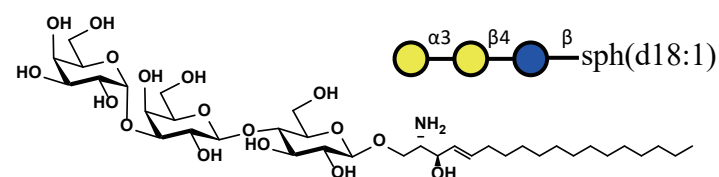
M.F.: $C_{87}H_{155}N_3O_{36}$
M.W.: 1819.18
CAS No.: N/A
Package: mg , g



Red blood cell glycoside series (iGB3)

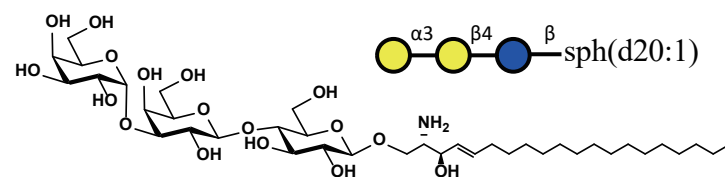
GL-0041 iGB3sph d18:1 (Gala1,3Galb1,4Glcbsphingosine)

M.F.: C₃₆H₆₇NO₁₇
 M.W.: 785.92
 CAS No.: N/A
 Package: mg , g



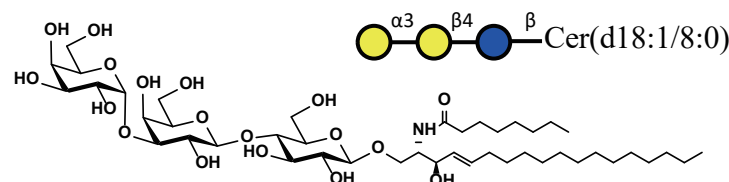
GL-0042 iGB3sph d20:1 (Gala1,3Galb1,4Glcbsphingosine)

M.F.: C₃₈H₇₁NO₁₇
 M.W.: 813.98
 CAS No.: N/A
 Package: mg , g



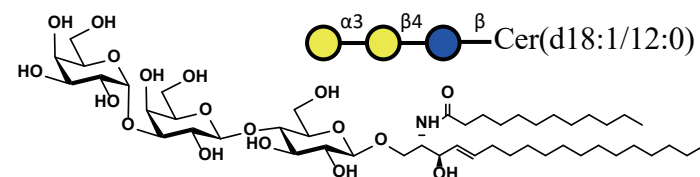
GL-2361 iGB3Cer d18:1/8:0 (Gala1,3Galb1,4GlcCeramide)

M.F.: C₄₄H₈₁NO₁₈
 M.W.: 912.12
 CAS No.: N/A
 Package: mg , g



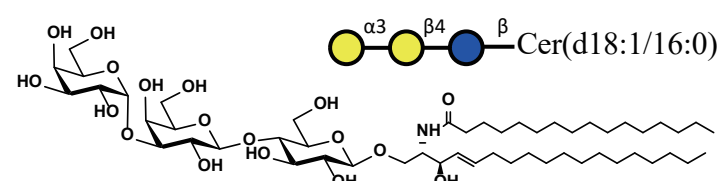
GL-2362 iGB3Cer d18:1/12:0 (Gala1,3Galb1,4GlcCeramide)

M.F.: C₄₈H₈₉NO₁₈
 M.W.: 968.23
 CAS No.: N/A
 Package: mg , g



GL-2363 iGB3Cer d18:1/16:0 (Gala1,3Galb1,4GlcCeramide)

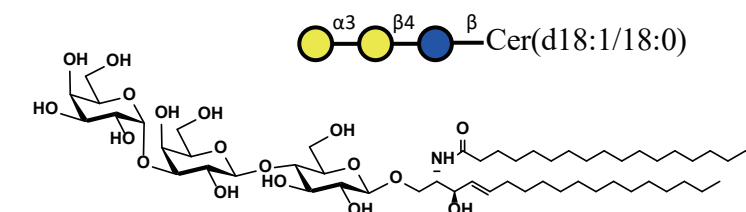
M.F.: C₅₂H₉₇NO₁₈
 M.W.: 1024.34
 CAS No.: N/A
 Package: mg , g



Red blood cell glycoside series (iGB3)

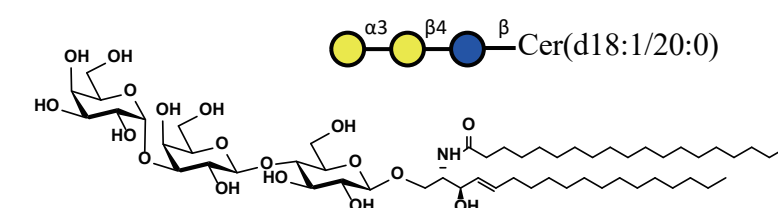
GL-2364 iGB3Cer d18:1/18:0 (Gala1,3Galb1,4GlcCeramide)

M.F.: C₅₄H₁₀₁NO₁₈
 M.W.: 1052.39
 CAS No.: N/A
 Package: mg , g



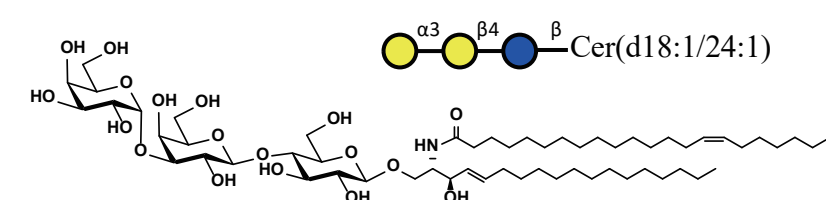
GL-2365 iGB3Cer d18:1/20:0 (Gala1,3Galb1,4GlcCeramide)

M.F.: C₅₆H₁₀₅NO₁₈
 M.W.: 1080.45
 CAS No.: N/A
 Package: mg , g



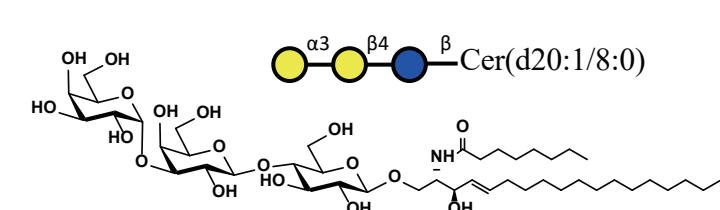
GL-2366 iGB3Cer d18:1/24:1 (Gala1,3Galb1,4GlcCeramide)

M.F.: C₆₀H₁₁₁NO₁₈
 M.W.: 1134.54
 CAS No.: N/A
 Package: mg , g



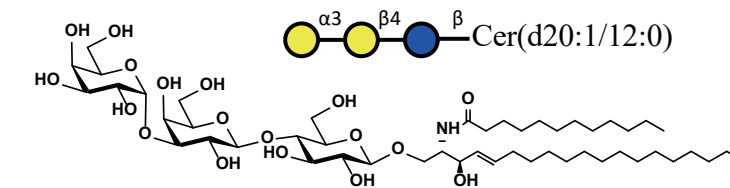
GL-2367 iGB3Cer d20:1/8:0 (Gala1,3Galb1,4GlcCeramide)

M.F.: C₄₆H₈₅NO₁₈
 M.W.: 940.18
 CAS No.: N/A
 Package: mg , g



GL-2368 iGB3Cer d20:1/12:0 (Gala1,3Galb1,4GlcCeramide)

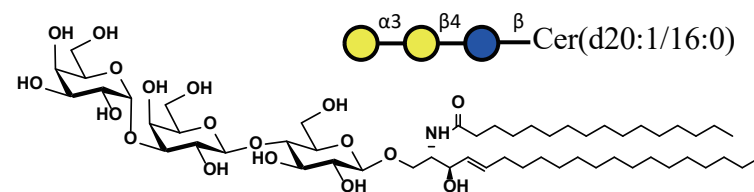
M.F.: C₅₀H₉₃NO₁₈
 M.W.: 996.28
 CAS No.: N/A
 Package: mg , g



Red blood cell glycoside series (iGB3)

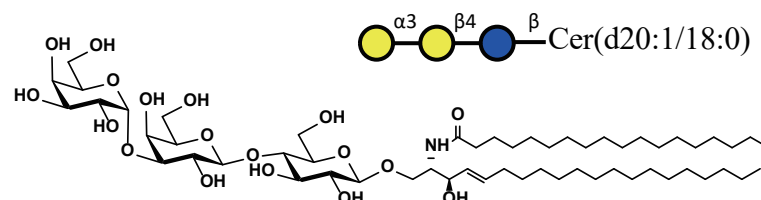
GL-2369 iGB3Cer d20:1/16:0 (Gala1,3Galb1,4GlcCeramide)

M.F.: $C_{54}H_{101}NO_{18}$
M.W.: 1052.39
CAS No.: N/A
Package: mg , g



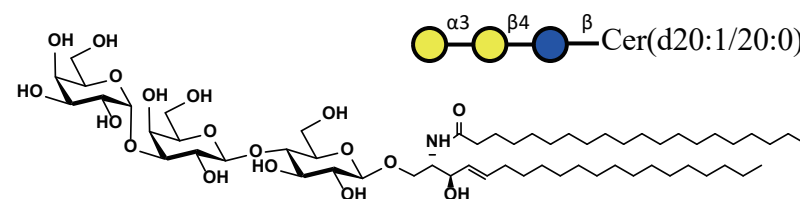
GL-2370 iGB3Cer d20:1/18:0 (Gala1,3Galb1,4GlcCeramide)

M.F.: $C_{56}H_{105}NO_{18}$
M.W.: 1080.45
CAS No.: N/A
Package: mg , g



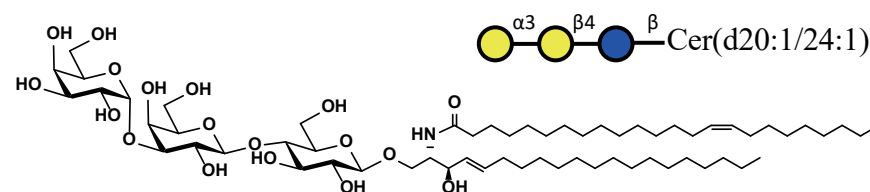
GL-2371 iGB3Cer d20:1/20:0 (Gala1,3Galb1,4GlcCeramide)

M.F.: $C_{58}H_{109}NO_{18}$
M.W.: 1108.50
CAS No.: N/A
Package: mg , g



GL-2372 iGB3Cer d20:1/24:1 (Gala1,3Galb1,4GlcCeramide)

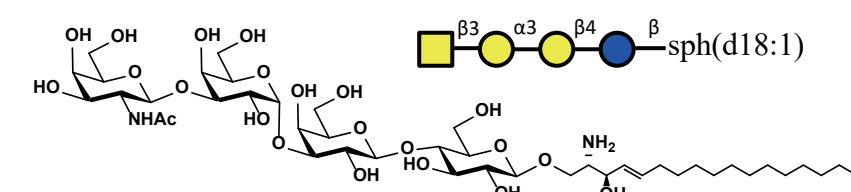
M.F.: $C_{62}H_{115}NO_{18}$
M.W.: 1162.59
CAS No.: N/A
Package: mg , g



Red blood cell glycoside series (iGB4)

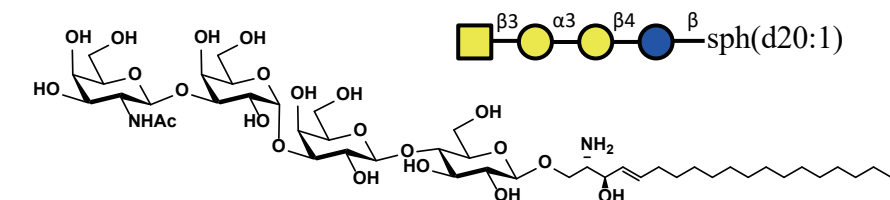
GL-0043 iGB4sph d18:1 (GalNAcb1,3Gala1,3Galb1,4GlcSphingosine)

M.F.: $C_{44}H_{80}N_2O_{22}$
M.W.: 989.12
CAS No.: N/A
Package: mg , g



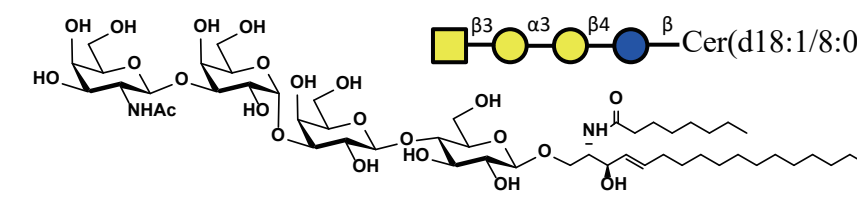
GL-0044 iGB4sph d20:1 (GalNAcb1,3Gala1,3Galb1,4GlcSphingosine)

M.F.: $C_{46}H_{84}N_2O_{22}$
M.W.: 1017.17
CAS No.: N/A
Package: mg , g



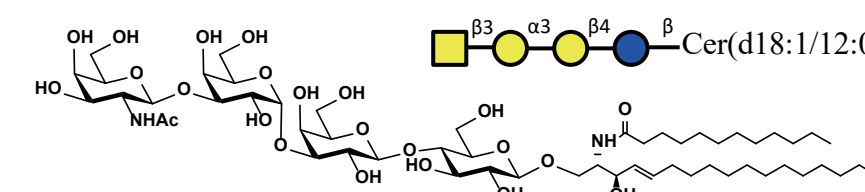
GL-2373 iGB4Cer d18:1/8:0 (GalNAcb1,3Gala1,3Galb1,4GlcCeramide)

M.F.: $C_{52}H_{94}N_2O_{23}$
M.W.: 1115.32
CAS No.: N/A
Package: mg , g



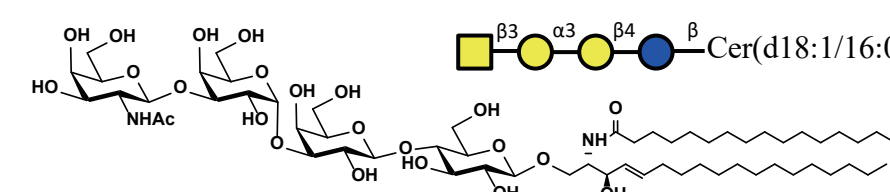
GL-2374 iGB4Cer d18:1/12:0 (GalNAcb1,3Gala1,3Galb1,4GlcCeramide)

M.F.: $C_{56}H_{102}N_2O_{23}$
M.W.: 1171.42
CAS No.: N/A
Package: mg , g



GL-2375 iGB4Cer d18:1/16:0 (GalNAcb1,3Gala1,3Galb1,4GlcCeramide)

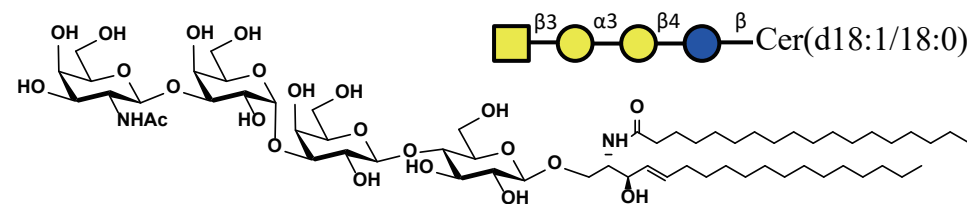
M.F.: $C_{60}H_{110}N_2O_{23}$
M.W.: 1227.53
CAS No.: N/A
Package: mg , g



Red blood cell glycoside series (iGB4)

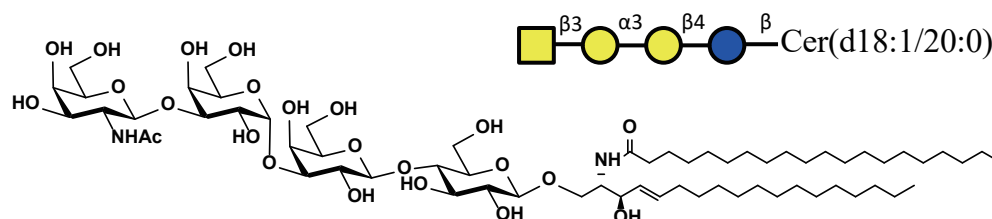
GL-2376 iGB4Cer d18:1/18:0 (GalNAcb1,3Gala1,3Galb1,4GlcCeramide)

M.F.: $C_{62}H_{114}N_2O_{23}$
M.W.: 1255.59
CAS No.: N/A
Package: mg , g



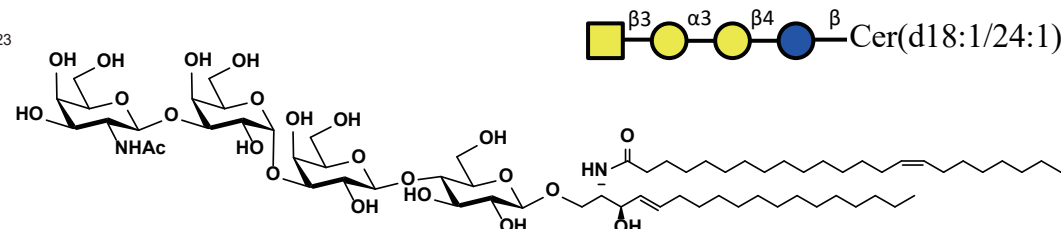
GL-2377 iGB4Cer d18:1/20:0 (GalNAcb1,3Gala1,3Galb1,4GlcCeramide)

M.F.: $C_{64}H_{118}N_2O_{23}$
M.W.: 1283.64
CAS No.: N/A
Package: mg , g



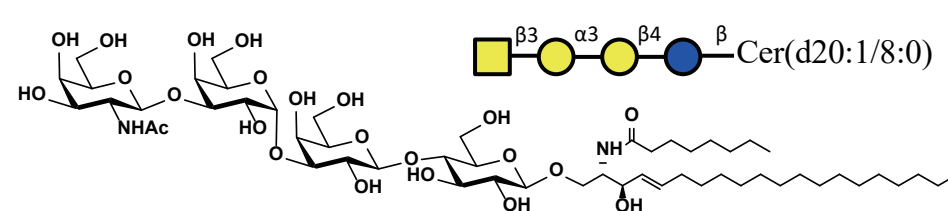
GL-2378 iGB4Cer d18:1/24:1 (GalNAcb1,3Gala1,3Galb1,4GlcCeramide)

M.F.: $C_{68}H_{124}N_2O_{23}$
M.W.: 1337.73
CAS No.: N/A
Package: mg , g



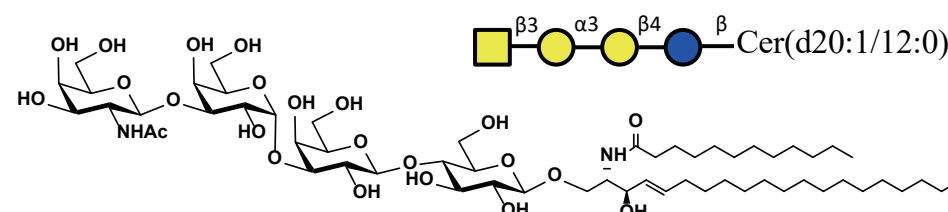
GL-2379 iGB4Cer d20:1/8:0 (GalNAcb1,3Gala1,3Galb1,4GlcCeramide)

M.F.: $C_{54}H_{98}N_2O_{23}$
M.W.: 1143.37
CAS No.: N/A
Package: mg , g



GL-2380 iGB4Cer d20:1/12:0 (GalNAcb1,3Gala1,3Galb1,4GlcCeramide)

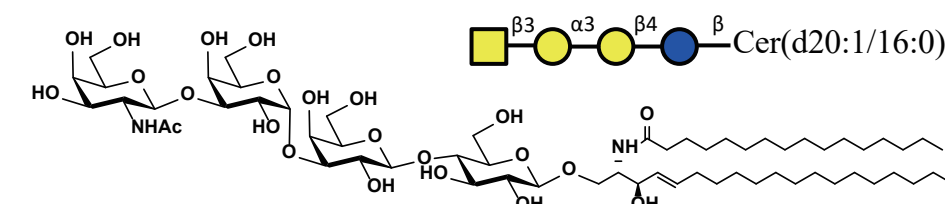
M.F.: $C_{58}H_{106}N_2O_{23}$
M.W.: 1199.48
CAS No.: N/A
Package: mg , g



Red blood cell glycoside series (iGB4)

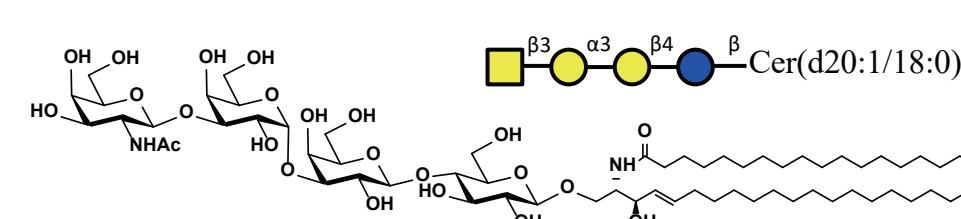
GL-2381 iGB4Cer d20:1/16:0 (GalNAcb1,3Gala1,3Galb1,4GlcCeramide)

M.F.: $C_{62}H_{114}N_2O_{23}$
M.W.: 1255.59
CAS No.: N/A
Package: mg , g



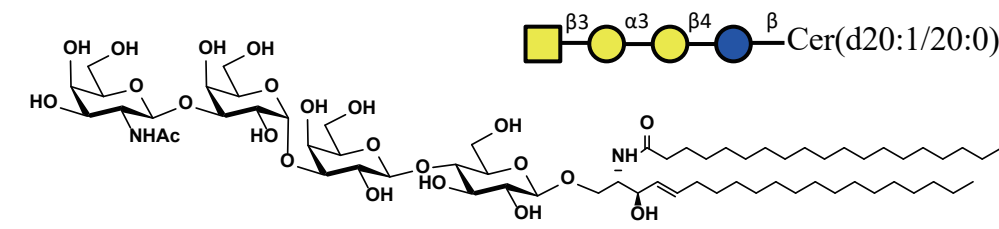
GL-2382 iGB4Cer d20:1/18:0 (GalNAcb1,3Gala1,3Galb1,4GlcCeramide)

M.F.: $C_{64}H_{118}N_2O_{23}$
M.W.: 1283.64
CAS No.: N/A
Package: mg , g



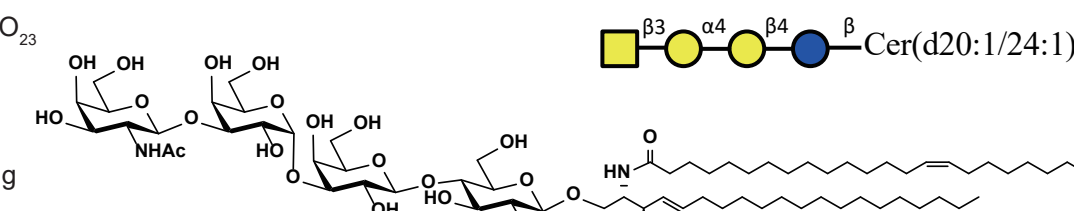
GL-2383 iGB4Cer d20:1/20:0 (GalNAcb1,3Gala1,3Galb1,4GlcCeramide)

M.F.: $C_{66}H_{122}N_2O_{23}$
M.W.: 1311.69
CAS No.: N/A
Package: mg , g



GL-2384 iGB4Cer d20:1/24:1 (GalNAcb1,3Gala1,3Galb1,4GlcCeramide)

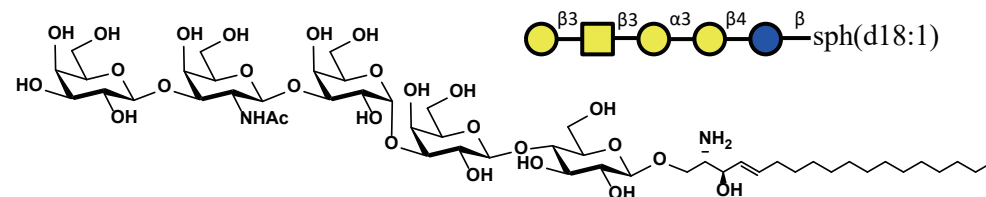
M.F.: $C_{70}H_{128}N_2O_{23}$
M.W.: 1365.79
CAS No.: N/A
Package: mg , g



Red blood cell glycoside series (iGB5)

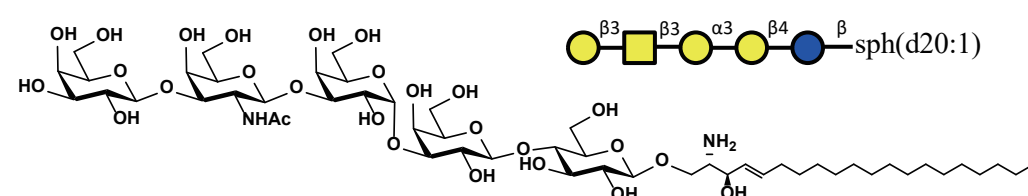
GL-0045 iGB5sph d18:1 (Galb1,3GalNAcb1,3Gala1,3Galb1,4Glcbsphingosine)

M.F.: $C_{50}H_{90}N_2O_{27}$
M.W.: 1151.26
CAS No.: N/A
Package: mg , g



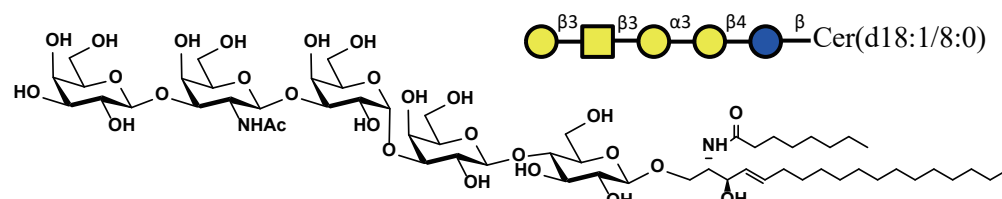
GL-0046 iGB5sph d20:1 (Galb1,3GalNAcb1,3Gala1,3Galb1,4Glcbsphingosine)

M.F.: $C_{52}H_{94}N_2O_{27}$
M.W.: 1179.31
CAS No.: N/A
Package: mg , g



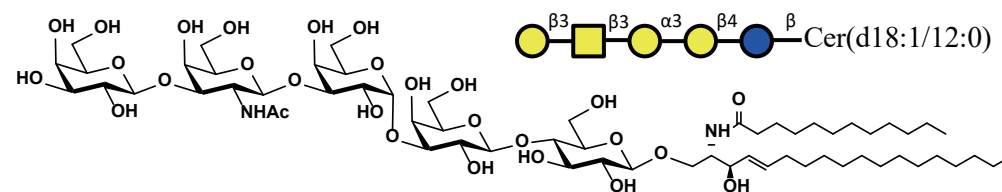
GL-2385 iGB5Cer d18:1/8:0 (Galb1,3GalNAcb1,3Gala1,3Galb1,4Glcbsphingosine)

M.F.: $C_{58}H_{104}N_2O_{28}$
M.W.: 1277.46
CAS No.: N/A
Package: mg , g



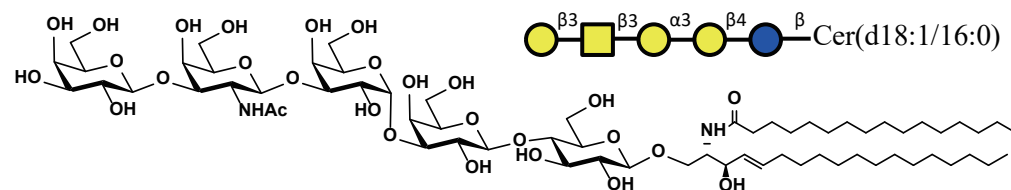
GL-2386 iGB5Cer d18:1/12:0 (Galb1,3GalNAcb1,3Gala1,3Galb1,4Glcbsphingosine)

M.F.: $C_{62}H_{112}N_2O_{28}$
M.W.: 1333.56
CAS No.: N/A
Package: mg , g



GL-2387 iGB5Cer d18:1/16:0 (Galb1,3GalNAcb1,3Gala1,3Galb1,4Glcbsphingosine)

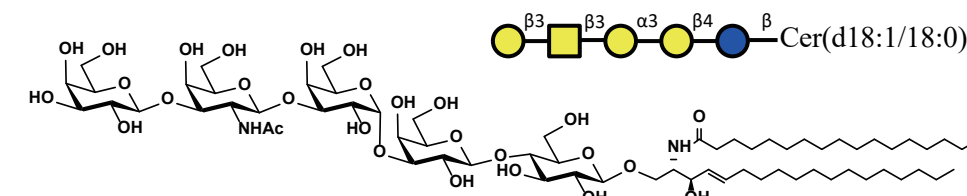
M.F.: $C_{66}H_{120}N_2O_{28}$
M.W.: 1389.67
CAS No.: N/A
Package: mg , g



Red blood cell glycoside series (iGB5)

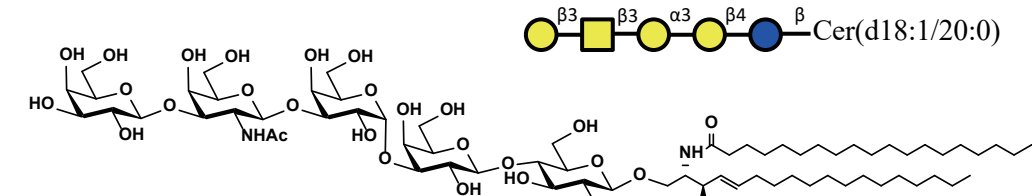
GL-2388 iGB5Cer d18:1/18:0 (Galb1,3GalNAcb1,3Gala1,3Galb1,4Glcbsphingosine)

M.F.: $C_{68}H_{124}N_2O_{28}$
M.W.: 1417.73
CAS No.: N/A
Package: mg , g



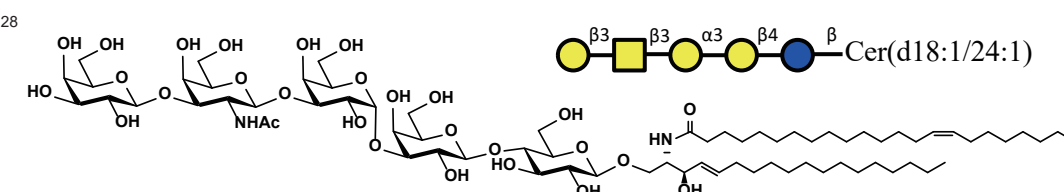
GL-2389 iGB5Cer d18:1/20:0 (Galb1,3GalNAcb1,3Gala1,3Galb1,4Glcbsphingosine)

M.F.: $C_{70}H_{128}N_2O_{28}$
M.W.: 1445.78
CAS No.: N/A
Package: mg , g



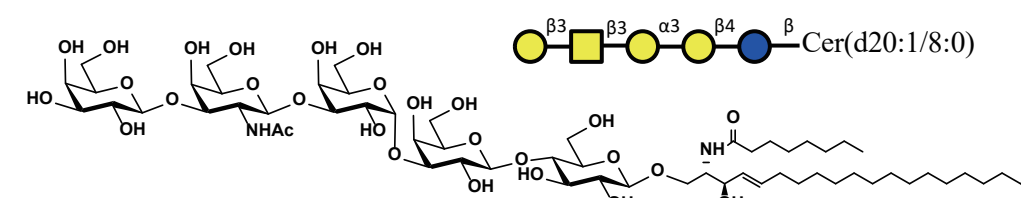
GL-2390 iGB5Cer d18:1/24:1 (Galb1,3GalNAcb1,3Gala1,3Galb1,4Glcbsphingosine)

M.F.: $C_{74}H_{134}N_2O_{28}$
M.W.: 1499.87
CAS No.: N/A
Package: mg , g



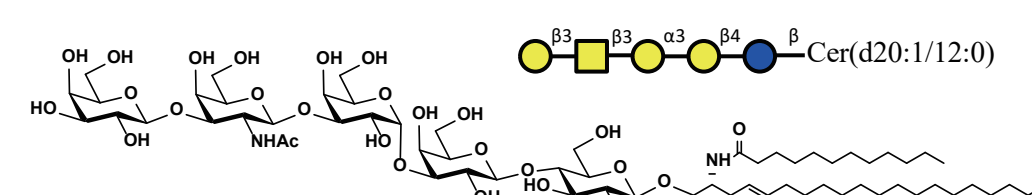
GL-2391 iGB5Cer d20:1/8:0 (Galb1,3GalNAcb1,3Gala1,3Galb1,4Glcbsphingosine)

M.F.: $C_{60}H_{108}N_2O_{28}$
M.W.: 1305.51
CAS No.: N/A
Package: mg , g



GL-2392 iGB5Cer d20:1/12:0 (Galb1,3GalNAcb1,3Gala1,3Galb1,4Glcbsphingosine)

M.F.: $C_{64}H_{116}N_2O_{28}$
M.W.: 1361.62
CAS No.: N/A
Package: mg , g



Red blood cell glycoside series (iGB5)

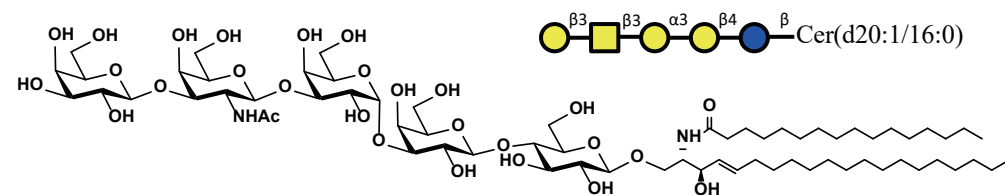
GL-2393 iGB5Cer d20:1/16:0 (Galb1,3GalNAcb1,3Gala1,3Galb1,4GlcCeramide)

M.F.: $C_{68}H_{124}N_2O_{28}$

M.W.: 1417.73

CAS No.: N/A

Package: mg , g



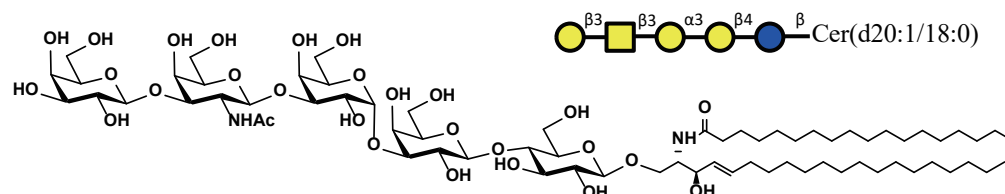
GL-2394 iGB5Cer d20:1/18:0 (Galb1,3GalNAcb1,3Gala1,3Galb1,4GlcCeramide)

M.F.: $C_{70}H_{128}N_2O_{28}$

M.W.: 1445.78

CAS No.: N/A

Package: mg , g



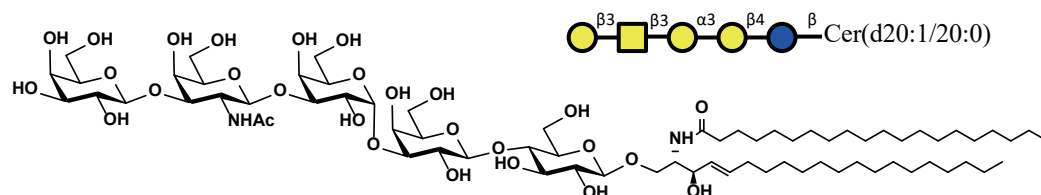
GL-2395 iGB5Cer d20:1/20:0 (Galb1,3GalNAcb1,3Gala1,3Galb1,4GlcCeramide)

M.F.: $C_{72}H_{134}N_2O_{28}$

M.W.: 1473.83

CAS No.: N/A

Package: mg , g



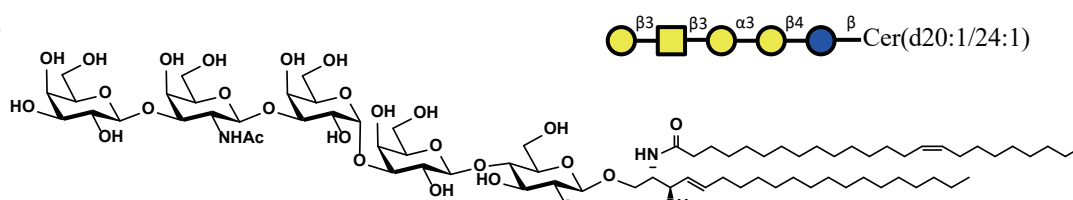
GL-2396 iGB5Cer d20:1/24:1 (Galb1,3GalNAcb1,3Gala1,3Galb1,4GlcCeramide)

M.F.: $C_{76}H_{138}N_2O_{28}$

M.W.: 1527.93

CAS No.: N/A

Package: mg , g



Red blood cell glycoside series (iGloboH)

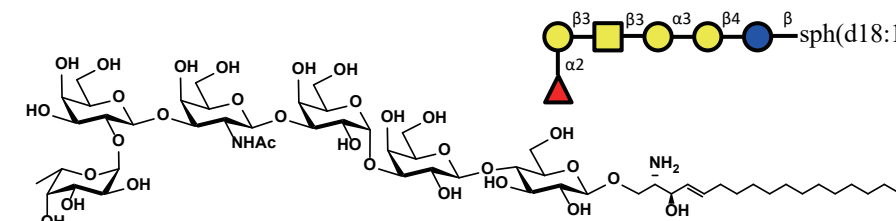
GL-0047 iGloboHsph d18:1 ((Fuca1,2)Galb1,3GalNAcb1,3Gala1,3Galb1,4GlcSphingosine)

M.F.: $C_{56}H_{100}N_2O_{31}$

M.W.: 1297.40

CAS No.: N/A

Package: mg , g



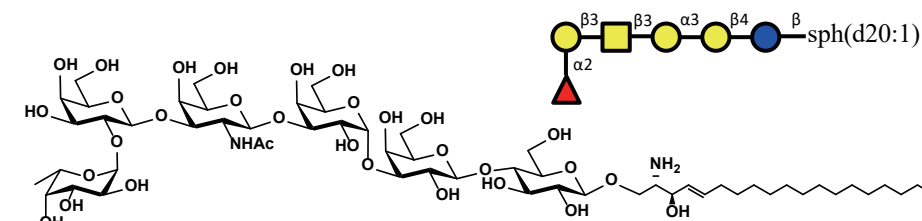
GL-0048 iGloboHsph d20:1 ((Fuca1,2)Galb1,3GalNAcb1,3Gala1,3Galb1,4GlcSphingosine)

M.F.: $C_{58}H_{104}N_2O_{31}$

M.W.: 1325.45

CAS No.: N/A

Package: mg , g



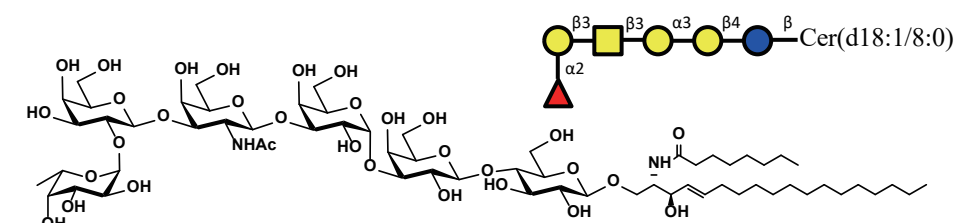
GL-2397 iGloboHCer d18:1/8:0 ((Fuca1,2)Galb1,3GalNAcb1,3Gala1,3Galb1,4GlcCeramide)

M.F.: $C_{64}H_{114}N_2O_{32}$

M.W.: 1423.60

CAS No.: N/A

Package: mg to g



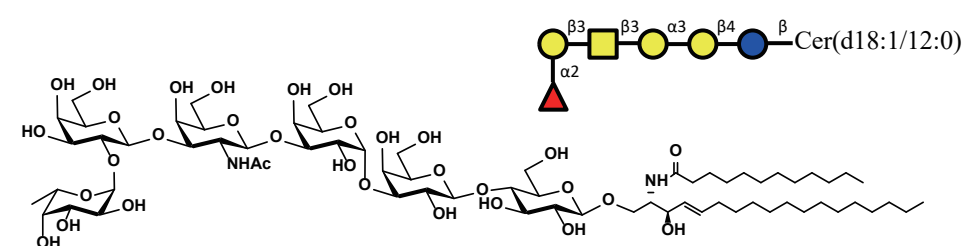
GL-2398 iGloboHCer d18:1/12:0 ((Fuca1,2)Galb1,3GalNAcb1,3Gala1,3Galb1,4GlcCeramide)

M.F.: $C_{68}H_{122}N_2O_{32}$

M.W.: 1479.71

CAS No.: N/A

Package: mg to g



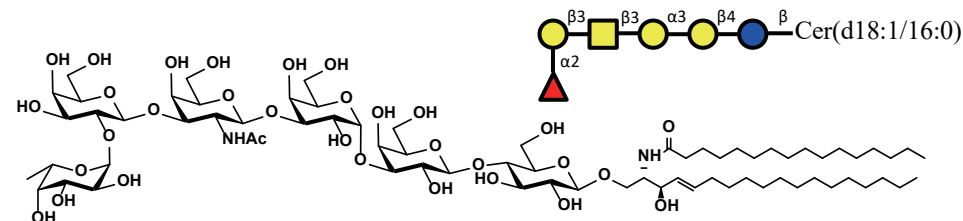
GL-2399 iGloboHCer d18:1/16:0 ((Fuca1,2)Galb1,3GalNAcb1,3Gala1,3Galb1,4GlcCeramide)

M.F.: $C_{72}H_{130}N_2O_{32}$

M.W.: 1535.81

CAS No.: N/A

Package: mg , g



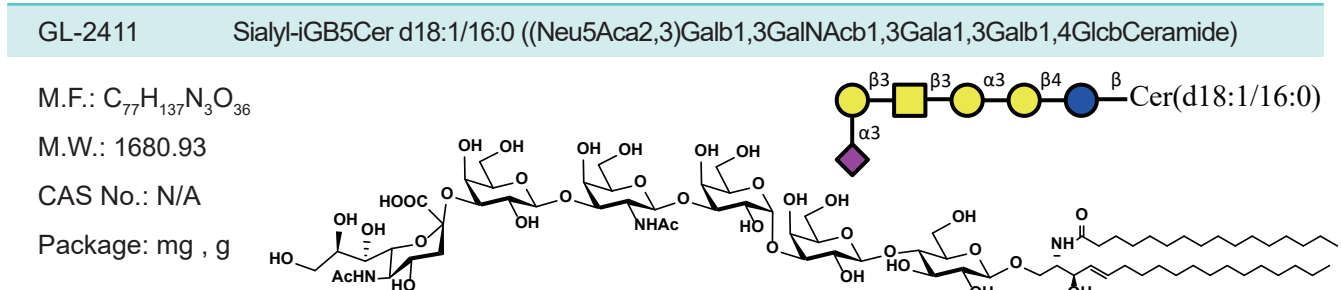
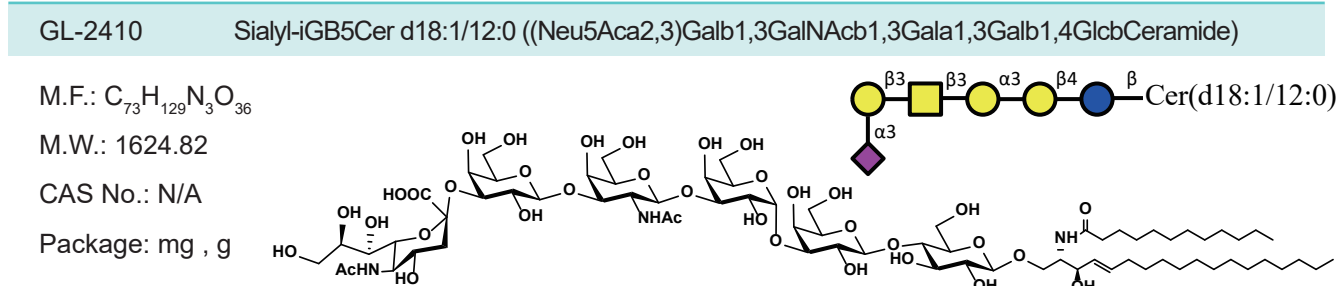
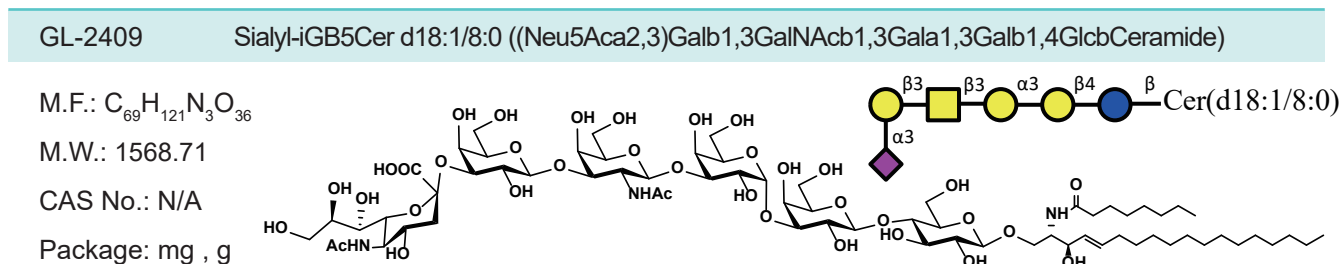
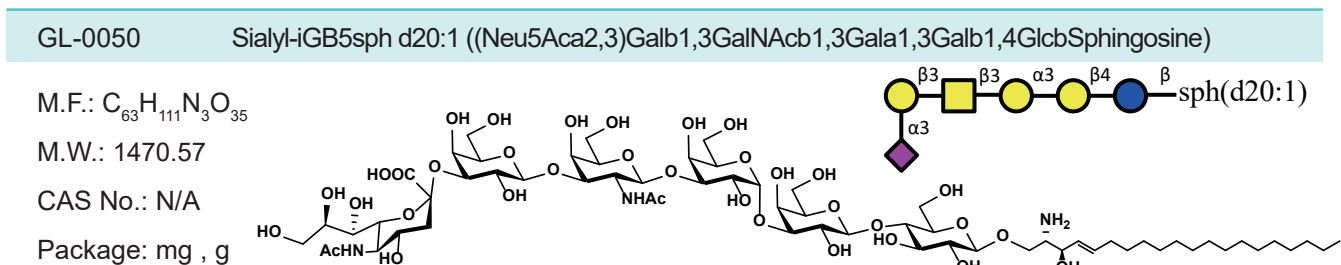
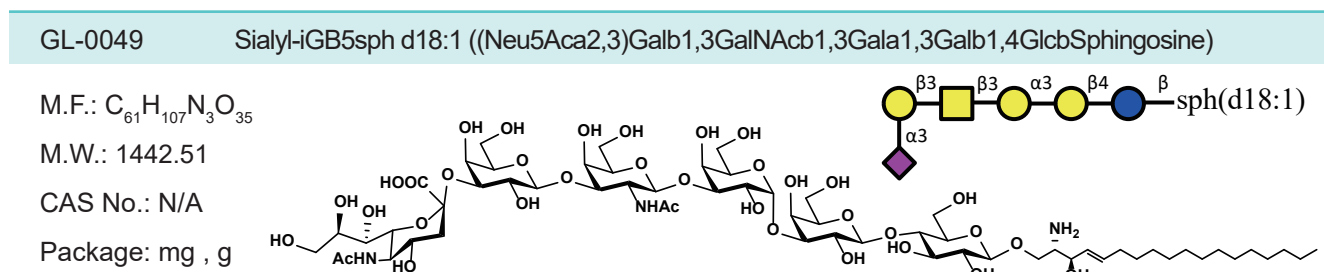
Red blood cell glycoside series (iGloboH)

GL-2400	iGloboHCer d18:1/18:0 ((Fuca1,2)Galb1,3GalNAcb1,3Gala1,3Galb1,4GlcCeramide)	<p>M.F.: $C_{74}H_{134}N_2O_{32}$ M.W.: 1563.87 CAS No.: N/A Package: mg , g</p>
GL-2401	iGloboHCer d18:1/20:0 ((Fuca1,2)Galb1,3GalNAcb1,3Gala1,3Galb1,4GlcCeramide)	<p>M.F.: $C_{76}H_{138}N_2O_{32}$ M.W.: 1591.92 CAS No.: N/A Package: mg , g</p>
GL-2402	iGloboHCer d18:1/24:1 ((Fuca1,2)Galb1,3GalNAcb1,3Gala1,3Galb1,4GlcCeramide)	<p>M.F.: $C_{80}H_{144}N_2O_{32}$ M.W.: 1646.01 CAS No.: N/A Package: mg , g</p>
GL-2403	iGloboHCer d20:1/8:0 ((Fuca1,2)Galb1,3GalNAcb1,3Gala1,3Galb1,4GlcCeramide)	<p>M.F.: $C_{66}H_{118}N_2O_{32}$ M.W.: 1451.65 CAS No.: N/A Package: mg , g</p>
GL-2404	iGloboHCer d20:1/12:0 ((Fuca1,2)Galb1,3GalNAcb1,3Gala1,3Galb1,4GlcCeramide)	<p>M.F.: $C_{70}H_{126}N_2O_{32}$ M.W.: 1507.76 CAS No.: N/A Package: mg , g</p>

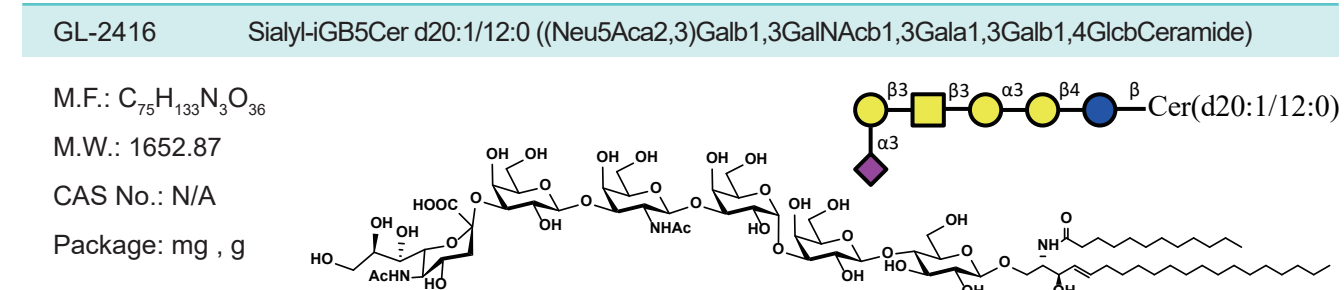
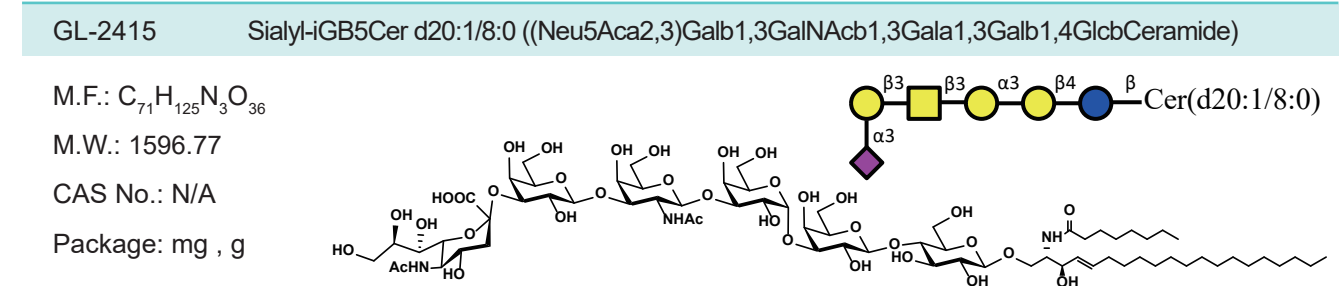
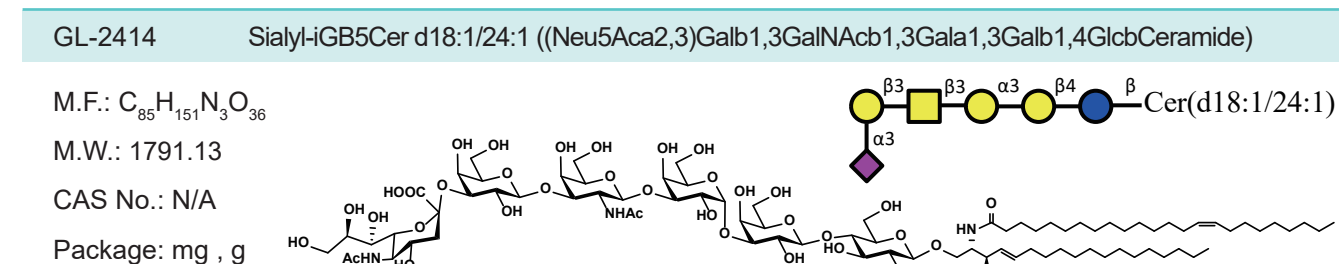
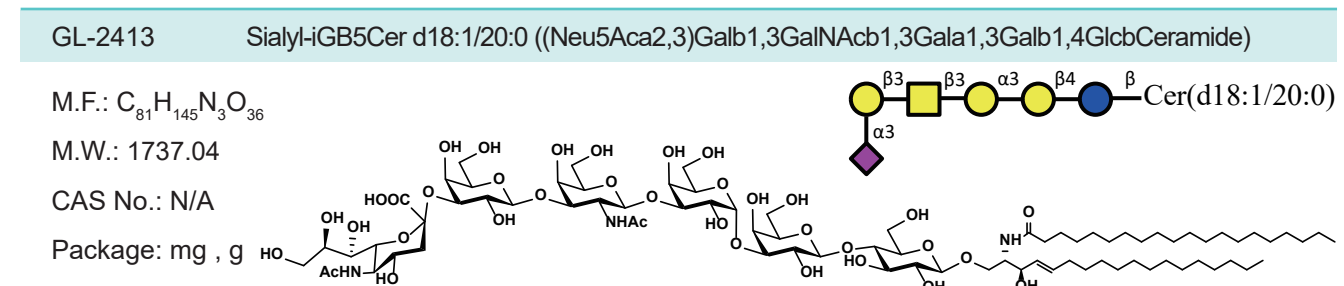
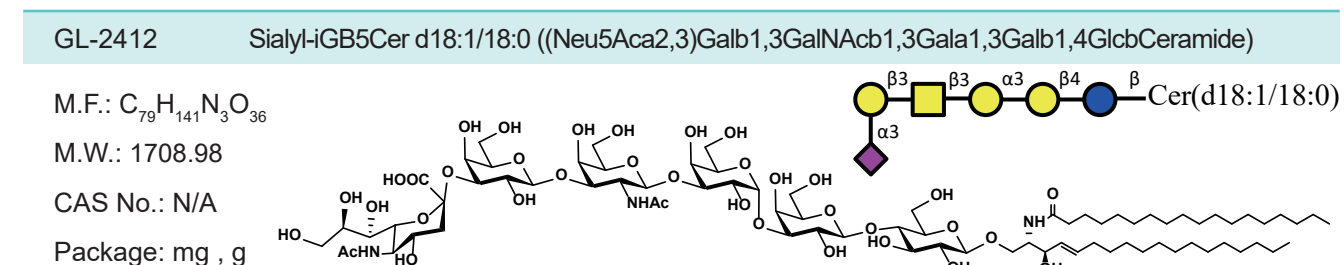
Red blood cell glycoside series (iGloboH)

GL-2405	iGloboHCer d20:1/16:0 ((Fuca1,2)Galb1,3GalNAcb1,3Gala1,3Galb1,4GlcCeramide)	<p>M.F.: $C_{74}H_{134}N_2O_{32}$ M.W.: 1563.87 CAS No.: N/A Package: mg , g</p>
GL-2406	iGloboHCer d20:1/18:0 ((Fuca1,2)Galb1,3GalNAcb1,3Gala1,3Galb1,4GlcCeramide)	<p>M.F.: $C_{76}H_{138}N_2O_{32}$ M.W.: 1591.92 CAS No.: N/A Package: mg , g</p>
GL-2407	iGloboHCer d20:1/20:0 ((Fuca1,2)Galb1,3GalNAcb1,3Gala1,3Galb1,4GlcCeramide)	<p>M.F.: $C_{78}H_{142}N_2O_{32}$ M.W.: 1619.98 CAS No.: N/A Package: mg , g</p>
GL-2408	iGloboHCer d20:1/24:1 ((Fuca1,2)Galb1,3GalNAcb1,3Gala1,3Galb1,4GlcCeramide)	<p>M.F.: $C_{82}H_{148}N_2O_{32}$ M.W.: 1674.07 CAS No.: N/A Package: mg , g</p>

Red blood cell glycoside series (Sialyl iGb5)



Red blood cell glycoside series (Sialyl iGb5)



Red blood cell glycoside series (Sialyl iGb5)

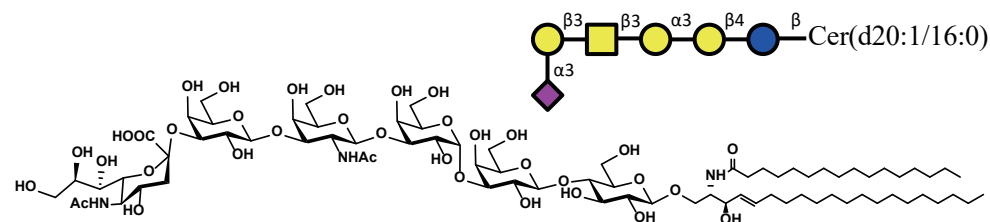
GL-2417 Sialyl-iGB5Cer d20:1/16:0 ((Neu5Aca2,3)Galb1,3GalNAcb1,3Gala1,3Galb1,4GlcCeramide)

M.F.: $C_{79}H_{141}N_3O_{36}$

M.W.: 1708.98

CAS No.: N/A

Package: mg , g



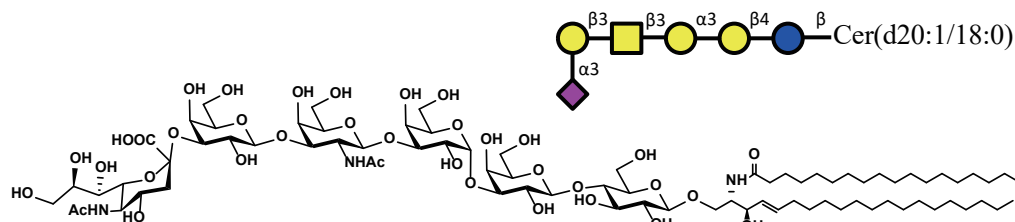
GL-2418 Sialyl-iGB5Cer d20:1/18:0 ((Neu5Aca2,3)Galb1,3GalNAcb1,3Gala1,3Galb1,4GlcCeramide)

M.F.: $C_{81}H_{145}N_3O_{36}$

M.W.: 1737.04

CAS No.: N/A

Package: mg , g



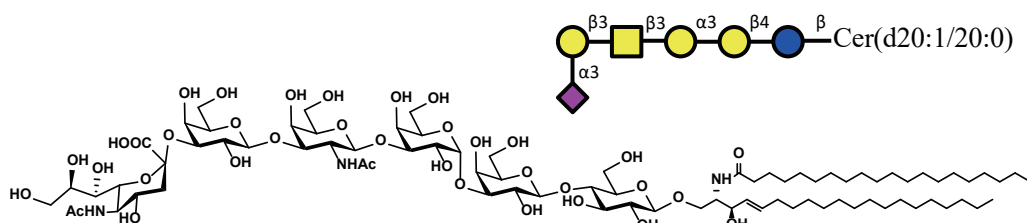
GL-2419 Sialyl-iGB5Cer d20:1/20:0 ((Neu5Aca2,3)Galb1,3GalNAcb1,3Gala1,3Galb1,4GlcCeramide)

M.F.: $C_{83}H_{149}N_3O_{36}$

M.W.: 1765.09

CAS No.: N/A

Package: mg , g



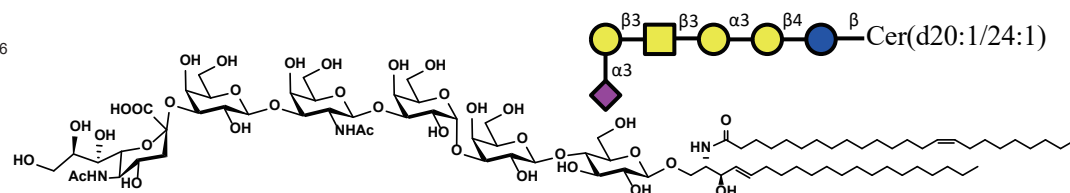
GL-2420 Sialyl-iGB5Cer d20:1/24:1 ((Neu5Aca2,3)Galb1,3GalNAcb1,3Gala1,3Galb1,4GlcCeramide)

M.F.: $C_{87}H_{155}N_3O_{36}$

M.W.: 1819.18

CAS No.: N/A

Package: mg , g



Ganglio-series

神经节苷脂系列与神经系统发育密切相关，缺乏神经节苷脂将导致严重的神经退行性病变。例如，缺少GM2、GD2将导致轴突变性、鞘髓形成缺陷[*]；缺少GD3将导致热痛觉过敏，机械性痛觉异常等[*]。

另外，神经节苷脂可参与肿瘤细胞的调控。例如，GD1a可通过抑制基质金属离子，抑制高转移性骨肉瘤细胞的迁移[*]。

参考文献：

[*]Sheikh KA, Sun J, et al.. 1999. Proc Natl Acad Sci USA 96, 7532–7537.

[*]Handa Y, et al.. 2005. Pain 117, 271–279.

[*]Hyuga S, et al.. 1997. Biochem Biophys Res Commun 231, 340–343.

Ganglioside series (GM3)

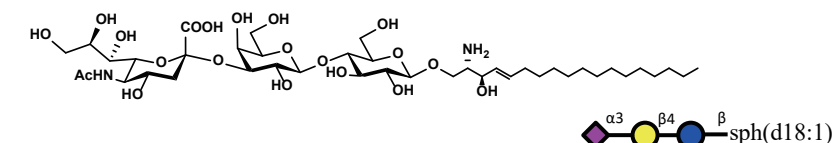
GL-0005 GM3sph d18:1 (Neu5Aca2,3Galb1,4GlcSphingosine)

M.F.: $C_{41}H_{74}N_2O_{20}$

M.W.: 915.04

CAS No.: N/A

Package: mg , g



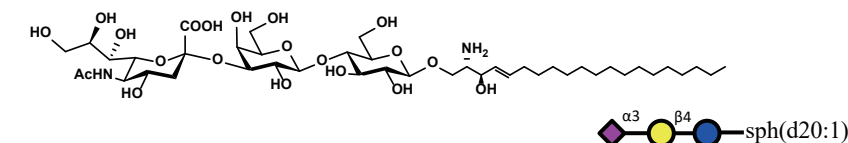
GL-0006 GM3sph d20:1 (Neu5Aca2,3Galb1,4GlcSphingosine)

M.F.: $C_{43}H_{78}N_2O_{20}$

M.W.: 943.09

CAS No.: N/A

Package: mg , g



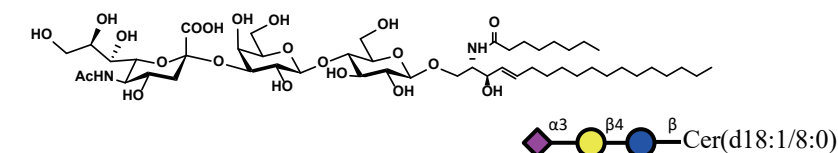
GL-2101 GM3Cer d18:1/8:0 (Neu5Aca2,3Galb1,4GlcCeramide)

M.F.: $C_{49}H_{88}N_2O_{21}$

M.W.: 1041.24

CAS No.: N/A

Package: mg , g



Ganglioside series (GM3)

GL-2102 GM3Cer d18:1/12:0 (Neu5Aca2,3Galb1,4GlcCeramide)

M.F.: $C_{53}H_{96}N_2O_{21}$
M.W.: 1097.34
CAS No.: N/A
Package: mg , g

$\alpha 3$ $\beta 4$ β Cer(d18:1/12:0)

GL-2103 GM3Cer d18:1/16:0 (Neu5Aca2,3Galb1,4GlcCeramide)

M.F.: $C_{57}H_{104}N_2O_{21}$
M.W.: 1153.45
CAS No.: N/A
Package: mg , g

$\alpha 3$ $\beta 4$ β Cer(d18:1/16:0)

GL-2104 GM3Cer d18:1/18:0 (Neu5Aca2,3Galb1,4GlcCeramide)

M.F.: $C_{59}H_{108}N_2O_{21}$
M.W.: 1181.51
CAS No.: N/A
Package: mg , g

$\alpha 3$ $\beta 4$ β Cer(d18:1/18:0)

GL-2105 GM3Cer d18:1/20:0 (Neu5Aca2,3Galb1,4GlcCeramide)

M.F.: $C_{61}H_{112}N_2O_{21}$
M.W.: 1209.56
CAS No.: N/A
Package: mg , g

$\alpha 3$ $\beta 4$ β Cer(d18:1/20:0)

GL-2106 GM3Cer d18:1/24:1 (Neu5Aca2,3Galb1,4GlcCeramide)

M.F.: $C_{65}H_{118}N_2O_{21}$
M.W.: 1263.65
CAS No.: N/A
Package: mg , g

$\alpha 3$ $\beta 4$ β Cer(d18:1/24:1)

Ganglioside series (GM3)

GL-2107 GM3Cer d20:1/8:0 (Neu5Aca2,3Galb1,4GlcCeramide)

M.F.: $C_{51}H_{92}N_2O_{21}$
M.W.: 1069.29
CAS No.: N/A
Package: mg , g

$\alpha 3$ $\beta 4$ β Cer(d20:1/8:0)

GL-2108 GM3Cer d20:1/12:0 (Neu5Aca2,3Galb1,4GlcCeramide)

M.F.: $C_{55}H_{100}N_2O_{21}$
M.W.: 1125.40
CAS No.: N/A
Package: mg , g

$\alpha 3$ $\beta 4$ β Cer(d20:1/12:0)

GL-2109 GM3Cer d20:1/16:0 (Neu5Aca2,3Galb1,4GlcCeramide)

M.F.: $C_{59}H_{108}N_2O_{21}$
M.W.: 1181.51
CAS No.: N/A
Package: mg , g

$\alpha 3$ $\beta 4$ β Cer(d20:1/16:0)

GL-2110 GM3Cer d20:1/18:0 (Neu5Aca2,3Galb1,4GlcCeramide)

M.F.: $C_{61}H_{112}N_2O_{21}$
M.W.: 1209.56
CAS No.: N/A
Package: mg , g

$\alpha 3$ $\beta 4$ β Cer(d20:1/18:0)

GL-2111 GM3Cer d20:1/20:0 (Neu5Aca2,3Galb1,4GlcCeramide)

M.F.: $C_{63}H_{116}N_2O_{21}$
M.W.: 1237.61
CAS No.: N/A
Package: mg , g

$\alpha 3$ $\beta 4$ β Cer(d20:1/20:0)

Ganglioside series (GM3)

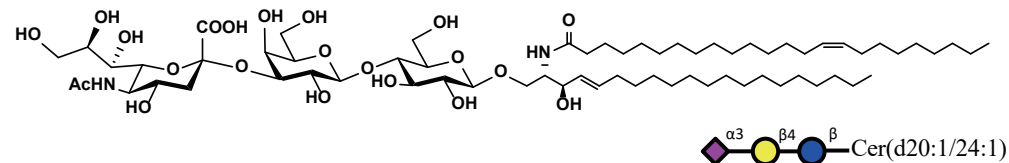
GL-2112 GM3Cer d20:1/24:1 (Neu5Aca2,3Galb1,4GlcCeramide)

M.F.: $C_{67}H_{122}N_2O_{21}$

M.W.: 1291.71

CAS No.: N/A

Package: mg , g



Ganglioside series(GM2)

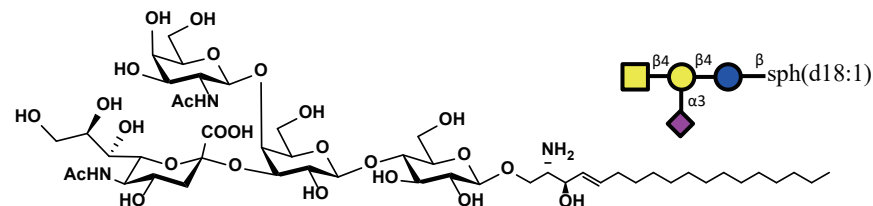
GL-0007 GM2sph d18:1 (GalNAcb1,4(Neu5Aca2,3)Galb1,4GlcSphingosine)

M.F.: $C_{49}H_{87}N_3O_{25}$

M.W.: 1118.23

CAS No.: N/A

Package: mg , g



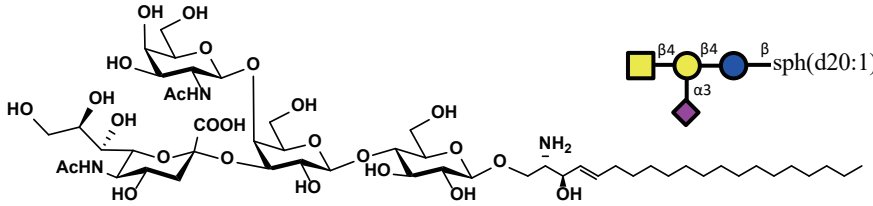
GL-0008 GM2sph d20:1 (GalNAcb1,4(Neu5Aca2,3)Galb1,4GlcSphingosine)

M.F.: $C_{51}H_{91}N_3O_{25}$

M.W.: 1146.29

CAS No.: N/A

Package: mg , g



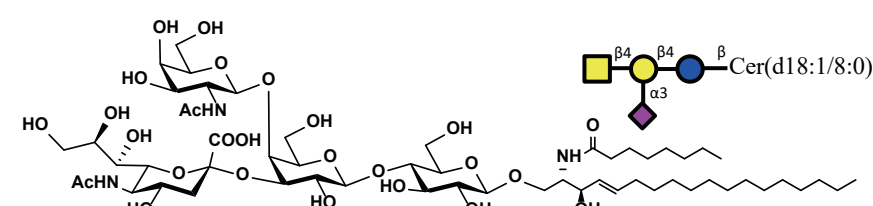
GL-2113 GM2Cer d18:1/8:0 (GalNAcb1,4(Neu5Aca2,3)Galb1,4GlcCeramide)

M.F.: $C_{57}H_{101}N_3O_{26}$

M.W.: 1244.43

CAS No.: N/A

Package: mg , g



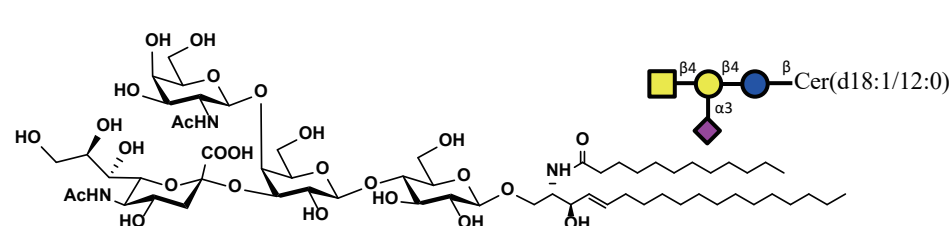
GL-2114 GM2Cer d18:1/12:0 (GalNAcb1,4(Neu5Aca2,3)Galb1,4GlcCeramide)

M.F.: $C_{61}H_{109}N_3O_{26}$

M.W.: 1300.54

CAS No.: N/A

Package: mg , g



Ganglioside series (GM2)

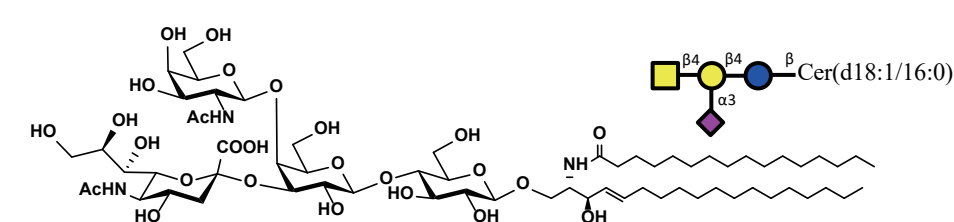
GL-2115 GM2Cer d18:1/16:0 (GalNAcb1,4(Neu5Aca2,3)Galb1,4GlcCeramide)

M.F.: $C_{65}H_{117}N_3O_{26}$

M.W.: 1356.65

CAS No.: N/A

Package: mg , g



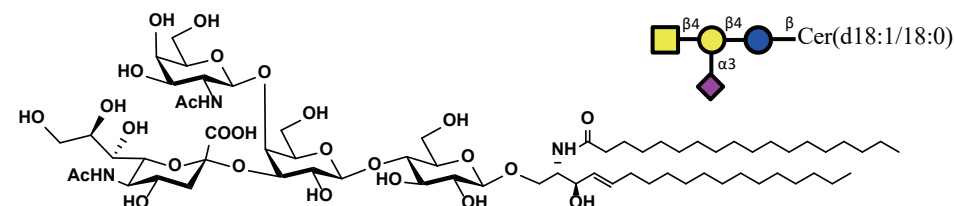
GL-2116 GM2Cer d18:1/18:0 (GalNAcb1,4(Neu5Aca2,3)Galb1,4GlcCeramide)

M.F.: $C_{67}H_{121}N_3O_{26}$

M.W.: 1384.70

CAS No.: N/A

Package: mg , g



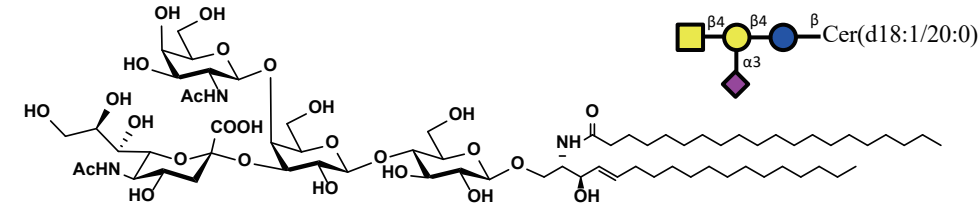
GL-2117 GM2Cer d18:1/20:0 (GalNAcb1,4(Neu5Aca2,3)Galb1,4GlcCeramide)

M.F.: $C_{69}H_{125}N_3O_{26}$

M.W.: 1412.75

CAS No.: N/A

Package: mg , g



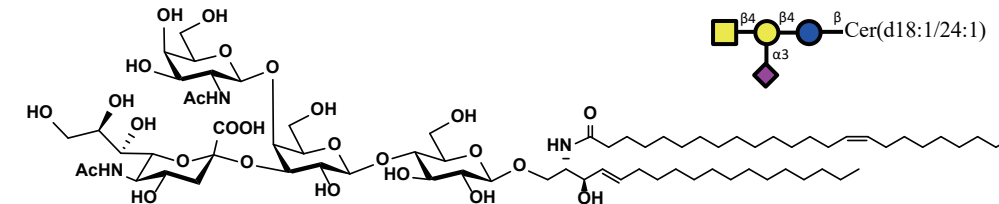
GL-2118 GM2Cer d18:1/24:1 (GalNAcb1,4(Neu5Aca2,3)Galb1,4GlcCeramide)

M.F.: $C_{73}H_{131}N_3O_{26}$

M.W.: 1466.85

CAS No.: N/A

Package: mg , g



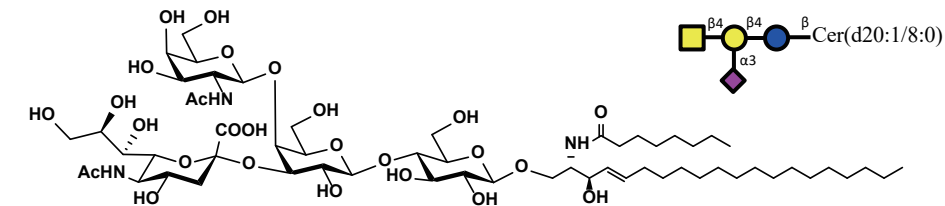
GL-2119 GM2Cer d18:1/8:0 (GalNAcb1,4(Neu5Aca2,3)Galb1,4GlcCeramide)

M.F.: $C_{59}H_{105}N_3O_{26}$

M.W.: 1272.48

CAS No.: N/A

Package: mg , g



Ganglioside series (GM2)

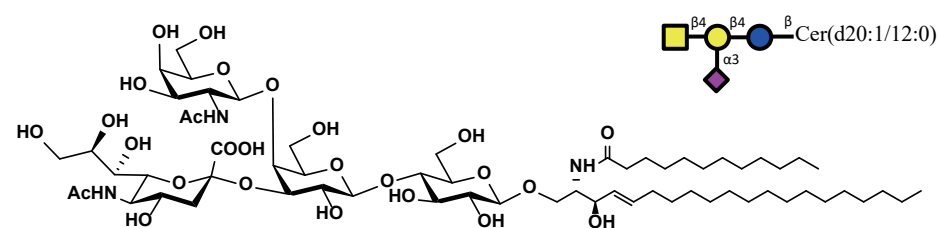
GL-2120 GM2Cer d18:1/12:0 (GalNAcb1,4(Neu5Aca2,3)Galb1,4GlcCeramide)

M.F.: $C_{63}H_{113}N_3O_{26}$

M.W.: 1328.59

CAS No.: N/A

Package: mg , g



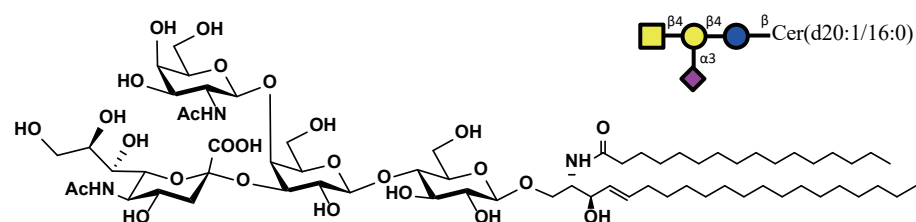
GL-2121 GM2Cer d18:1/16:0 (GalNAcb1,4(Neu5Aca2,3)Galb1,4GlcCeramide)

M.F.: $C_{67}H_{121}N_3O_{26}$

M.W.: 1384.70

CAS No.: N/A

Package: mg , g



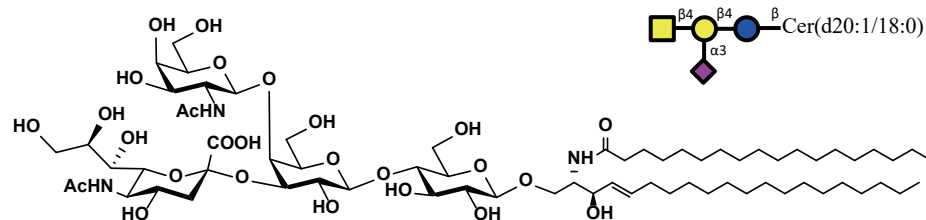
GL-2122 GM2Cer d18:1/18:0 (GalNAcb1,4(Neu5Aca2,3)Galb1,4GlcCeramide)

M.F.: $C_{69}H_{125}N_3O_{26}$

M.W.: 1412.75

CAS No.: N/A

Package: mg , g



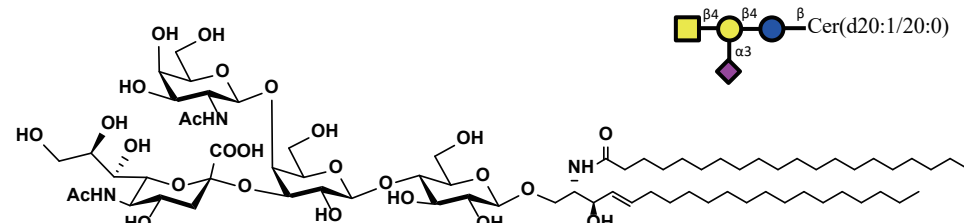
GL-2123 GM2Cer d18:1/20:0 (GalNAcb1,4(Neu5Aca2,3)Galb1,4GlcCeramide)

M.F.: $C_{71}H_{129}N_3O_{26}$

M.W.: 1440.81

CAS No.: N/A

Package: mg , g



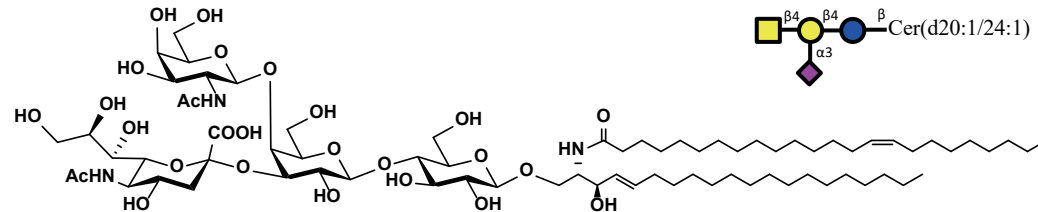
GL-2124 GM2Cer d18:1/24:1 (GalNAcb1,4(Neu5Aca2,3)Galb1,4GlcCeramide)

M.F.: $C_{75}H_{135}N_3O_{26}$

M.W.: 1494.90

CAS No.: N/A

Package: mg , g



Ganglioside series (GM1a)

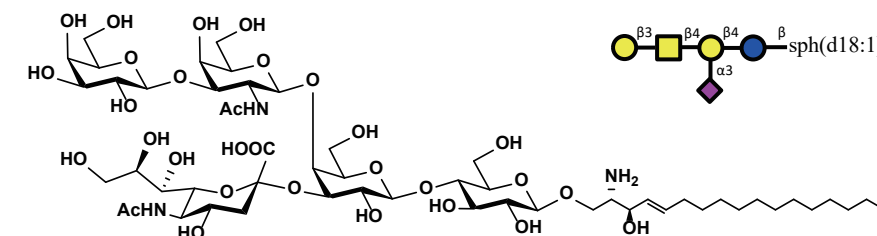
GL-0009 GM1asph d18:1 (Galb1,3GalNAcb1,4(Neu5Aca2,3)Galb1,4GlcSphingosine)

M.F.: $C_{55}H_{97}N_3O_{30}$

M.W.: 1280.37

CAS No.: N/A

Package: mg to kg



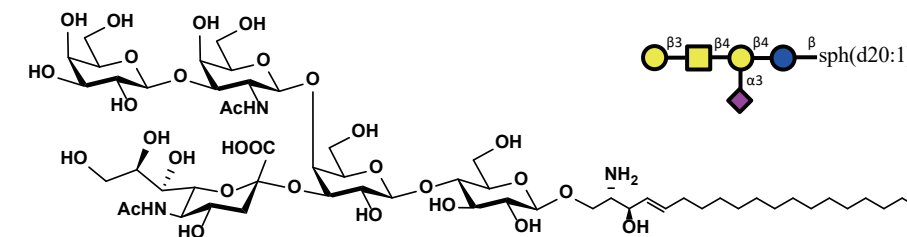
GL-0010 GM1asph d20:1 (Galb1,3GalNAcb1,4(Neu5Aca2,3)Galb1,4GlcSphingosine)

M.F.: $C_{57}H_{101}N_3O_{30}$

M.W.: 1308.43

CAS No.: N/A

Package: mg to kg



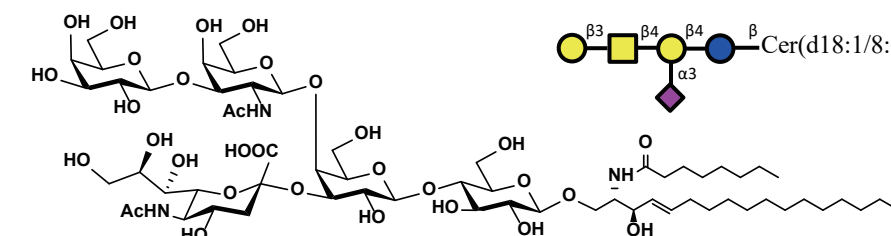
GL-2125 GM1aCer d18:1/8:0 (Galb1,3GalNAcb1,4(Neu5Aca2,3)Galb1,4GlcCeramide)

M.F.: $C_{63}H_{111}N_3O_{31}$

M.W.: 1406.57

CAS No.: N/A

Package: mg to kg



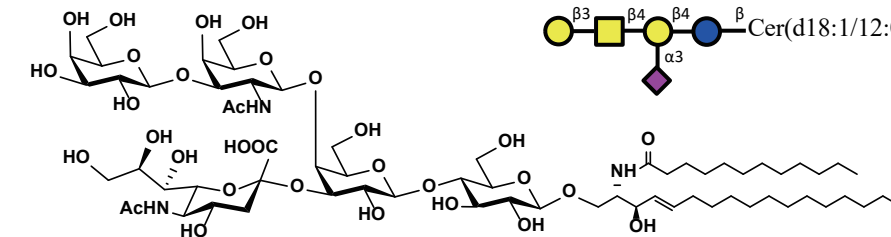
GL-2126 GM1aCer d18:1/12:0 (Galb1,3GalNAcb1,4(Neu5Aca2,3)Galb1,4GlcCeramide)

M.F.: $C_{67}H_{119}N_3O_{31}$

M.W.: 1462.68

CAS No.: N/A

Package: mg to kg



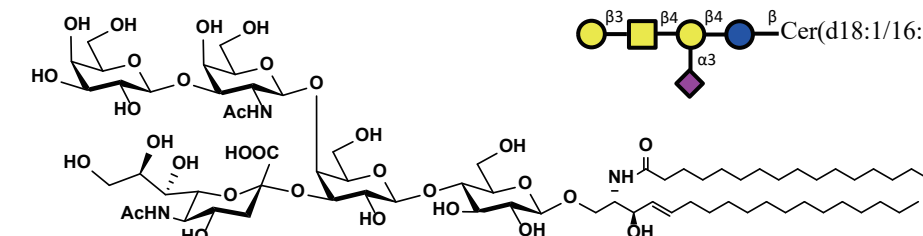
GL-2127 GM1aCer d18:1/16:0 (Galb1,3GalNAcb1,4(Neu5Aca2,3)Galb1,4GlcCeramide)

M.F.: $C_{71}H_{127}N_3O_{31}$

M.W.: 1518.79

CAS No.: N/A

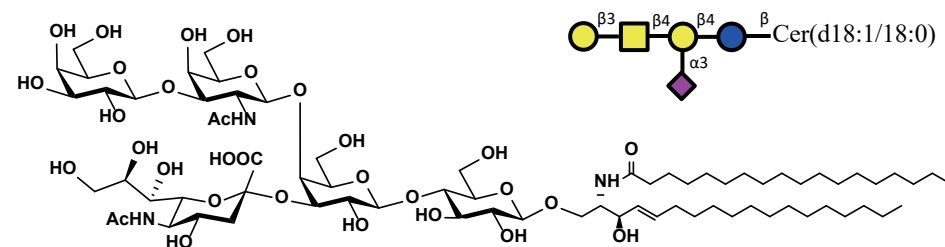
Package: mg to kg



Ganglioside series (GM1a)

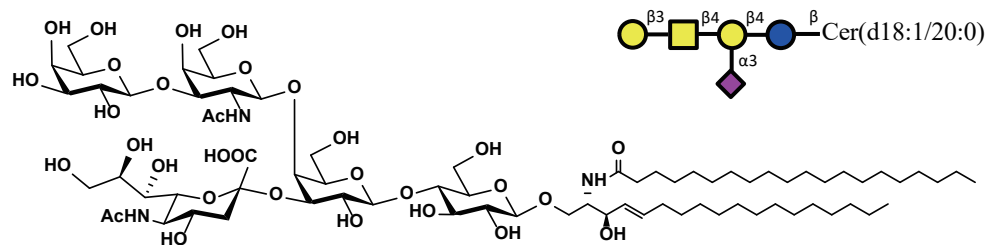
GL-2128 GM1aCer d18:1/18:0 (Galb1,3GalNAcb1,4(Neu5Aca2,3)Galb1,4GlcCeramide)

M.F.: $C_{73}H_{131}N_3O_{31}$
M.W.: 1546.84
CAS No.: N/A
Package: mg to kg



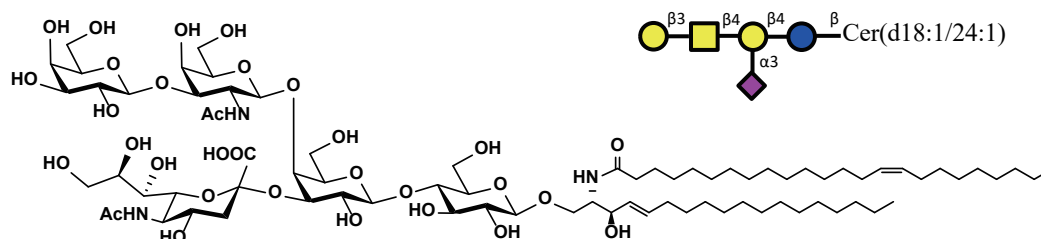
GL-2129 GM1aCer d18:1/20:0 (Galb1,3GalNAcb1,4(Neu5Aca2,3)Galb1,4GlcCeramide)

M.F.: $C_{75}H_{135}N_3O_{31}$
M.W.: 1574.90
CAS No.: N/A
Package: mg to kg



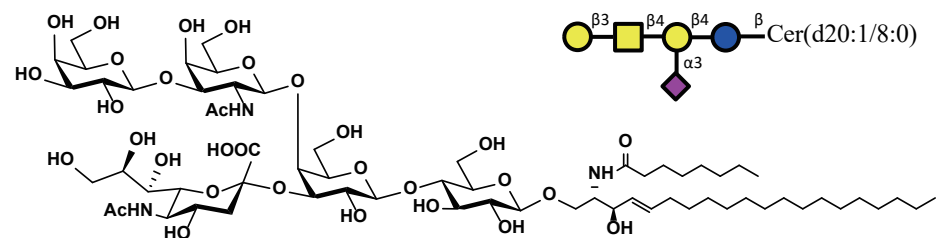
GL-2130 GM1aCer d18:1/24:1 (Galb1,3GalNAcb1,4(Neu5Aca2,3)Galb1,4GlcCeramide)

M.F.: $C_{79}H_{141}N_3O_{31}$
M.W.: 1628.99
CAS No.: N/A
Package: mg to kg



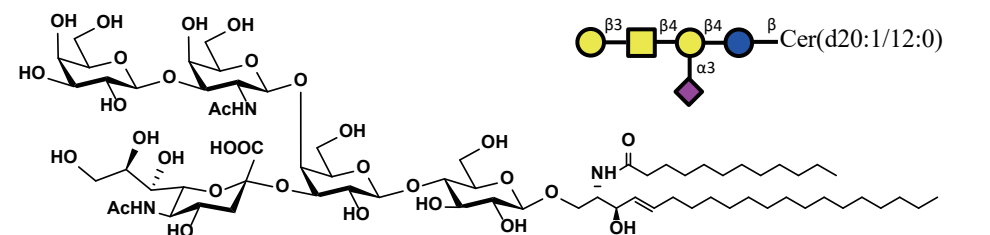
GL-2131 GM1aCer d20:1/8:0 (Galb1,3GalNAcb1,4(Neu5Aca2,3)Galb1,4GlcCeramide)

M.F.: $C_{65}H_{115}N_3O_{31}$
M.W.: 1434.63
CAS No.: N/A
Package: mg to kg



GL-2132 GM1aCer d20:1/12:0 (Galb1,3GalNAcb1,4(Neu5Aca2,3)Galb1,4GlcCeramide)

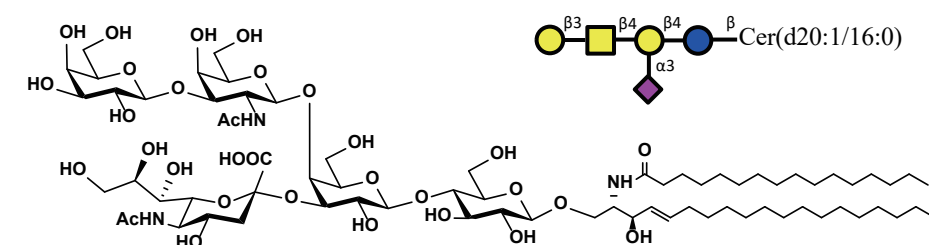
M.F.: $C_{69}H_{123}N_3O_{31}$
M.W.: 1490.73
CAS No.: N/A
Package: mg to kg



Ganglioside series (GM1a)

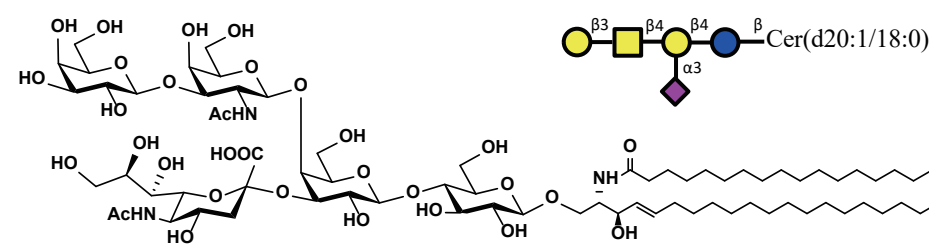
GL-2133 GM1aCer d20:1/16:0 (Galb1,3GalNAcb1,4(Neu5Aca2,3)Galb1,4GlcCeramide)

M.F.: $C_{73}H_{131}N_3O_{31}$
M.W.: 1546.84
CAS No.: N/A
Package: mg to kg



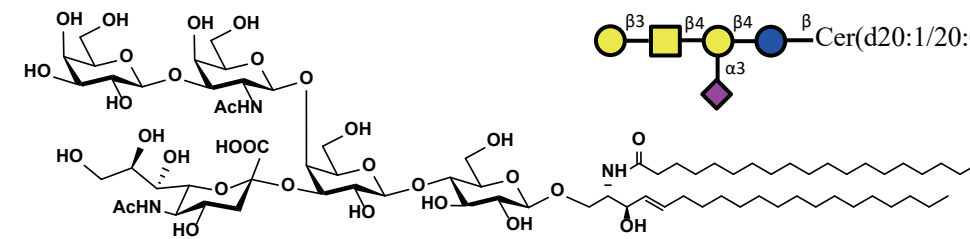
GL-2134 GM1aCer d20:1/18:0 (Galb1,3GalNAcb1,4(Neu5Aca2,3)Galb1,4GlcCeramide)

M.F.: $C_{75}H_{135}N_3O_{31}$
M.W.: 1574.90
CAS No.: N/A
Package: mg to kg



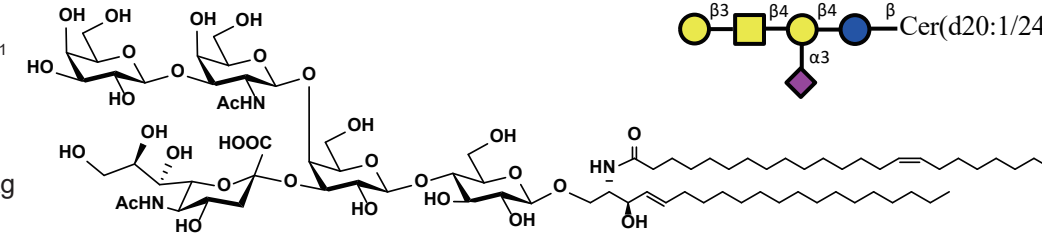
GL-2135 GM1aCer d20:1/20:0 (Galb1,3GalNAcb1,4(Neu5Aca2,3)Galb1,4GlcCeramide)

M.F.: $C_{77}H_{139}N_3O_{31}$
M.W.: 1602.95
CAS No.: N/A
Package: mg to kg



GL-2136 GM1aCer d20:1/24:1 (Galb1,3GalNAcb1,4(Neu5Aca2,3)Galb1,4GlcCeramide)

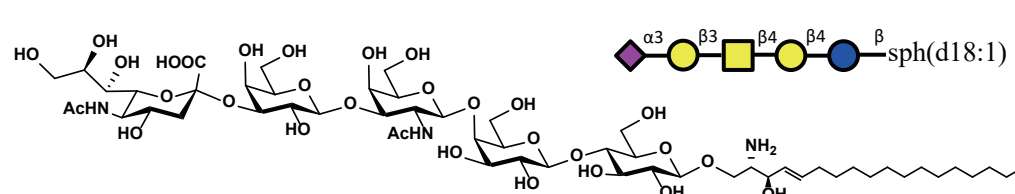
M.F.: $C_{81}H_{145}N_3O_{31}$
M.W.: 1657.04
CAS No.: N/A
Package: mg to kg



Ganglioside series (GM1b)

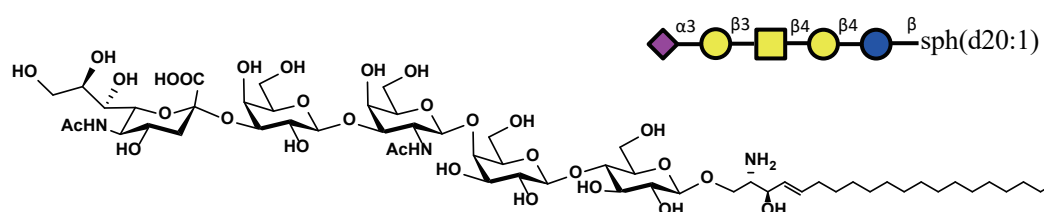
GL-0011 GM1bsph d18:1 (Neu5Aca2,3Galb1,3GalNAcb1,4Galb1,4Glcbsphingosine)

M.F.: $C_{55}H_{97}N_3O_{30}$
M.W.: 1280.37
CAS No.: N/A
Package: mg to kg



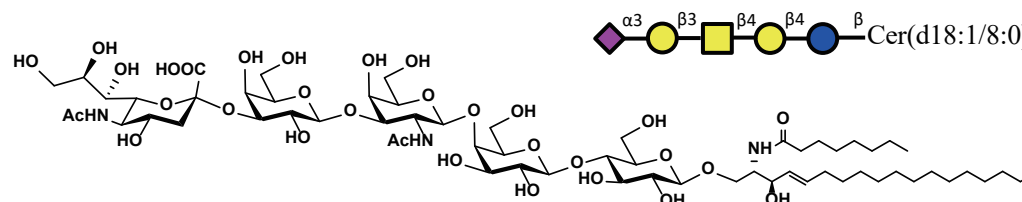
GL-0012 GM1bsph d20:1 (Neu5Aca2,3Galb1,3GalNAcb1,4Galb1,4Glcbsphingosine)

M.F.: $C_{57}H_{101}N_3O_{30}$
M.W.: 1308.43
CAS No.: N/A
Package: mg to kg



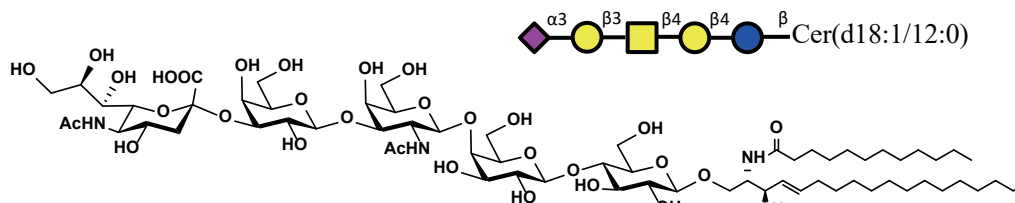
GL-2137 GM1bCer d18:1/8:0 (Neu5Aca2,3Galb1,3GalNAcb1,4Galb1,4Glcbsphingosine)

M.F.: $C_{63}H_{111}N_3O_{31}$
M.W.: 1406.57
CAS No.: N/A
Package: mg to kg



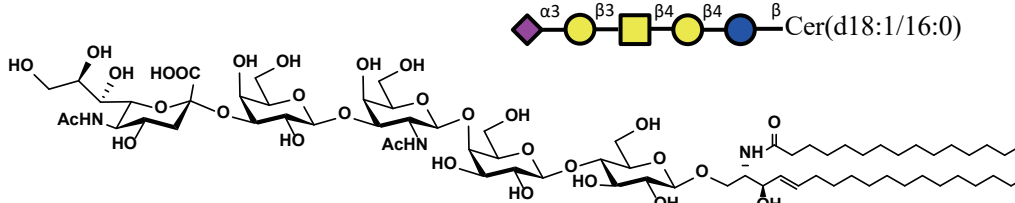
GL-2138 GM1bCer d18:1/12:0 (Neu5Aca2,3Galb1,3GalNAcb1,4Galb1,4Glcbsphingosine)

M.F.: $C_{67}H_{119}N_3O_{31}$
M.W.: 1462.68
CAS No.: N/A
Package: mg to kg



GL-2139 GM1bCer d18:1/16:0 (Neu5Aca2,3Galb1,3GalNAcb1,4Galb1,4Glcbsphingosine)

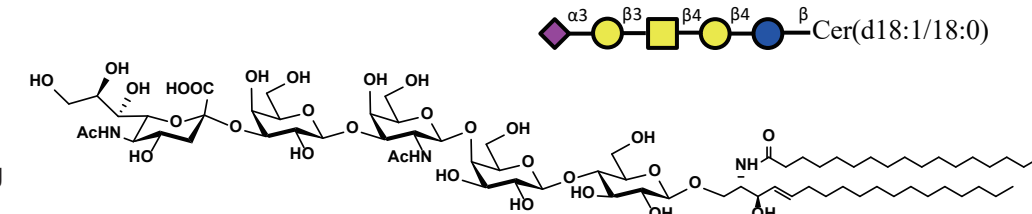
M.F.: $C_{71}H_{127}N_3O_{31}$
M.W.: 1518.79
CAS No.: N/A
Package: mg to kg



Ganglioside series (GM1b)

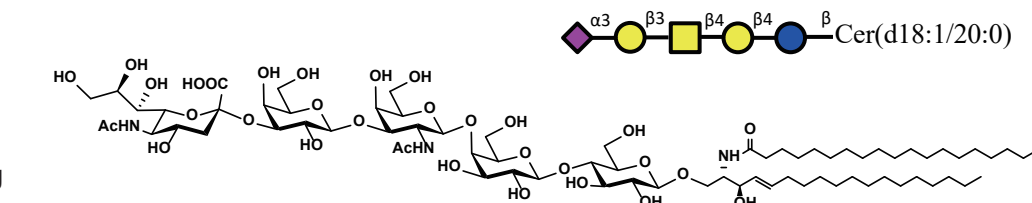
GL-2140 GM1bCer d18:1/18:0 (Neu5Aca2,3Galb1,3GalNAcb1,4Galb1,4Glcbsphingosine)

M.F.: $C_{73}H_{131}N_3O_{31}$
M.W.: 1546.84
CAS No.: N/A
Package: mg to kg



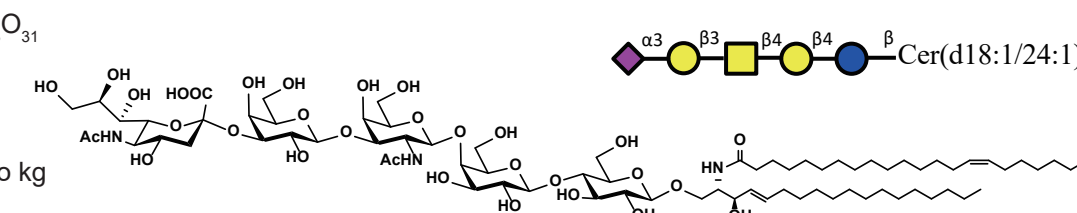
GL-2141 GM1bCer d18:1/20:0 (Neu5Aca2,3Galb1,3GalNAcb1,4Galb1,4Glcbsphingosine)

M.F.: $C_{75}H_{135}N_3O_{31}$
M.W.: 1574.90
CAS No.: N/A
Package: mg to kg



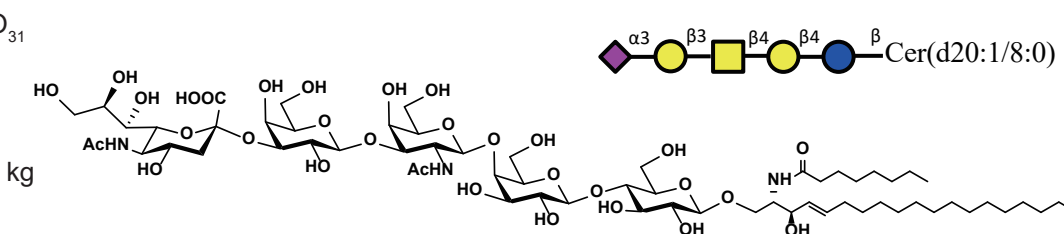
GL-2142 GM1bCer d18:1/24:1 (Neu5Aca2,3Galb1,3GalNAcb1,4Galb1,4Glcbsphingosine)

M.F.: $C_{79}H_{141}N_3O_{31}$
M.W.: 1628.99
CAS No.: N/A
Package: mg to kg



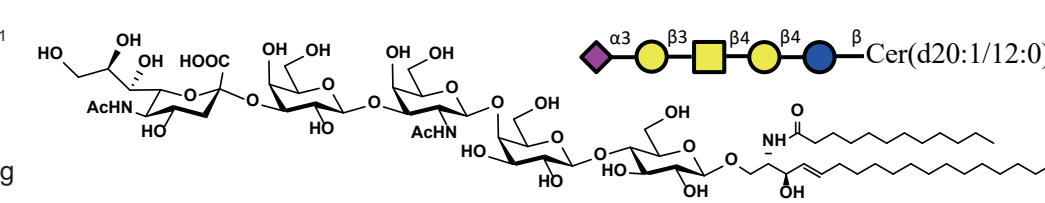
GL-2143 GM1bCer d20:1/8:0 (Neu5Aca2,3Galb1,3GalNAcb1,4Galb1,4Glcbsphingosine)

M.F.: $C_{65}H_{115}N_3O_{31}$
M.W.: 1434.63
CAS No.: N/A
Package: mg to kg



GL-2144 GM1bCer d20:1/12:0 (Neu5Aca2,3Galb1,3GalNAcb1,4Galb1,4Glcbsphingosine)

M.F.: $C_{69}H_{123}N_3O_{31}$
M.W.: 1490.73
CAS No.: N/A
Package: mg to kg



Ganglioside series (GM1b)

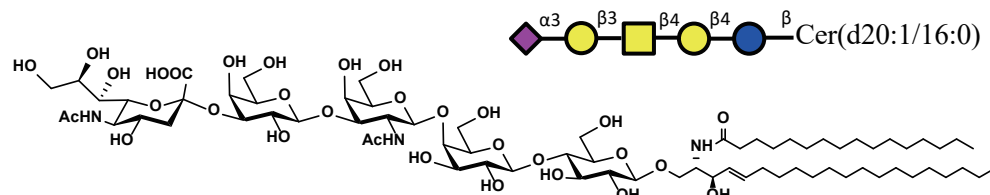
GL-2145 GM1bCer d20:1/16:0 (Neu5Aca2,3Galb1,3GalNAcb1,4Galb1,4GlcCeramide)

M.F.: $C_{73}H_{131}N_3O_{31}$

M.W.: 1546.84

CAS No.: N/A

Package: mg to kg



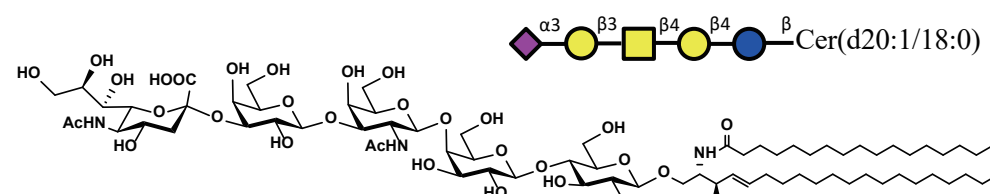
GL-2146 GM1bCer d20:1/18:0 (Neu5Aca2,3Galb1,3GalNAcb1,4Galb1,4GlcCeramide)

M.F.: $C_{75}H_{135}N_3O_{31}$

M.W.: 1574.90

CAS No.: N/A

Package: mg to kg



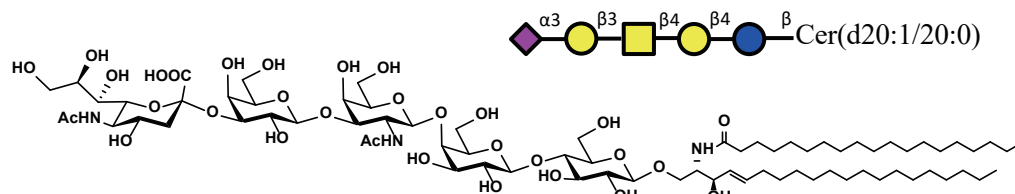
GL-2147 GM1bCer d20:1/20:0 (Neu5Aca2,3Galb1,3GalNAcb1,4Galb1,4GlcCeramide)

M.F.: $C_{77}H_{139}N_3O_{31}$

M.W.: 1602.95

CAS No.: N/A

Package: mg to kg



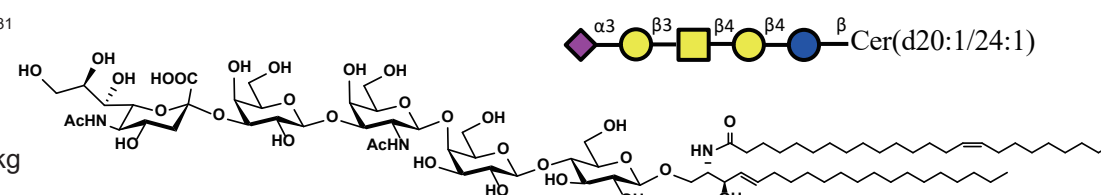
GL-2148 GM1bCer d20:1/24:1 (Neu5Aca2,3Galb1,3GalNAcb1,4Galb1,4GlcCeramide)

M.F.: $C_{81}H_{145}N_3O_{31}$

M.W.: 1657.04

CAS No.: N/A

Package: mg to kg



Ganglioside series (Fuc-GM1)

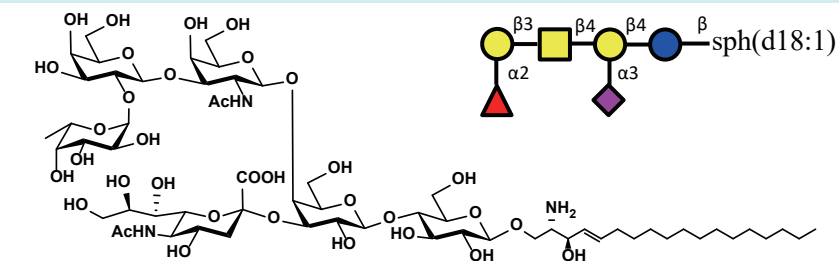
GL-0013 FucGM1sph d18:1 ((Fuca1,2)Galb1,3GalNAcb1,4(Neu5Aca2,3)Galb1,4GlcSphingosine)

M.F.: $C_{61}H_{107}N_3O_{34}$

M.W.: 1426.51

CAS No.: N/A

Package: mg to kg



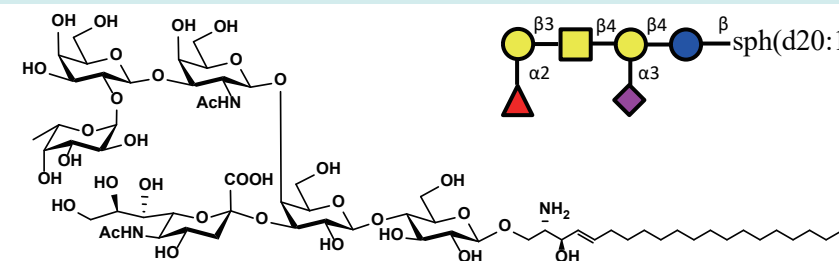
GL-0014 FucGM1sph d20:1 ((Fuca1,2)Galb1,3GalNAcb1,4(Neu5Aca2,3)Galb1,4GlcSphingosine)

M.F.: $C_{63}H_{111}N_3O_{34}$

M.W.: 1454.57

CAS No.: N/A

Package: mg to kg



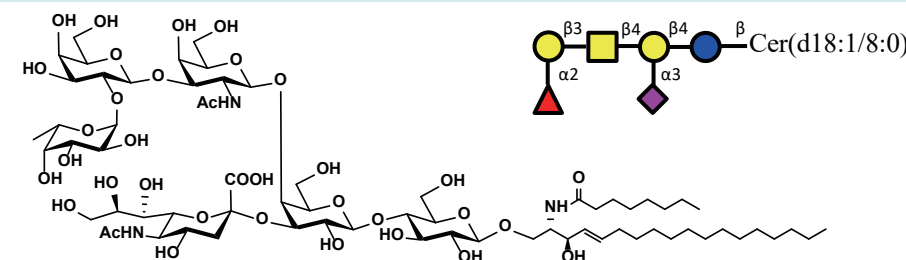
GL-2149 FucGM1Cer d18:1/8:0 ((Fuca1,2)Galb1,3GalNAcb1,4(Neu5Aca2,3)Galb1,4GlcCeramide)

M.F.: $C_{69}H_{121}N_3O_{35}$

M.W.: 1552.71

CAS No.: N/A

Package: mg to kg



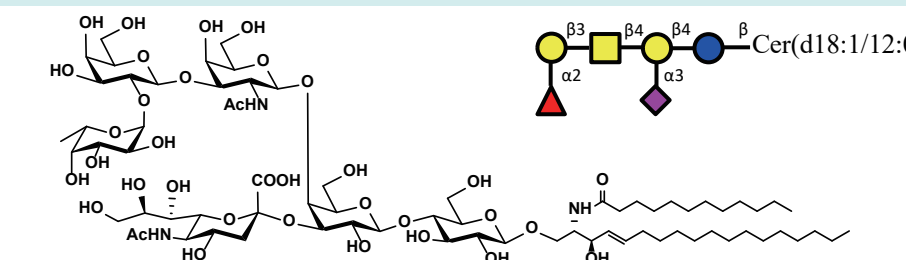
GL-2150 FucGM1Cer d18:1/12:0 ((Fuca1,2)Galb1,3GalNAcb1,4(Neu5Aca2,3)Galb1,4GlcCeramide)

M.F.: $C_{73}H_{129}N_3O_{35}$

M.W.: 1608.82

CAS No.: N/A

Package: mg to kg



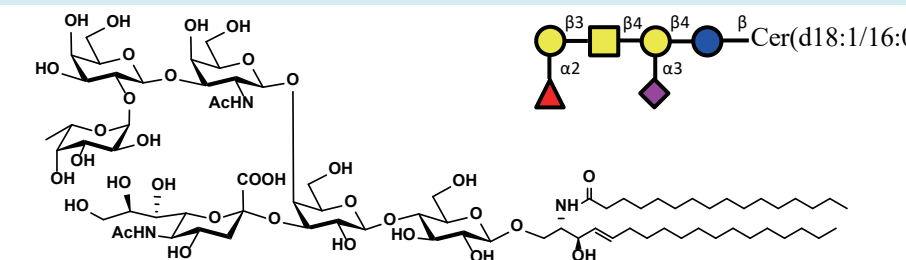
GL-2151 FucGM1Cer d18:1/16:0 ((Fuca1,2)Galb1,3GalNAcb1,4(Neu5Aca2,3)Galb1,4GlcCeramide)

M.F.: $C_{77}H_{137}N_3O_{35}$

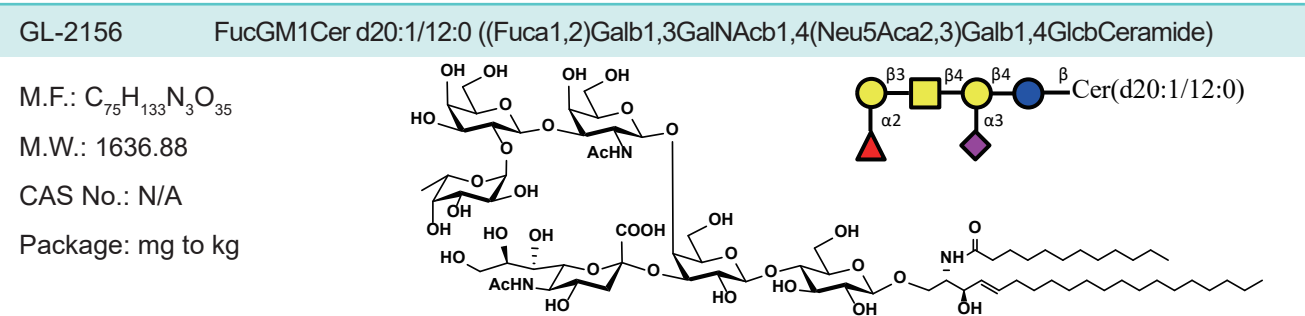
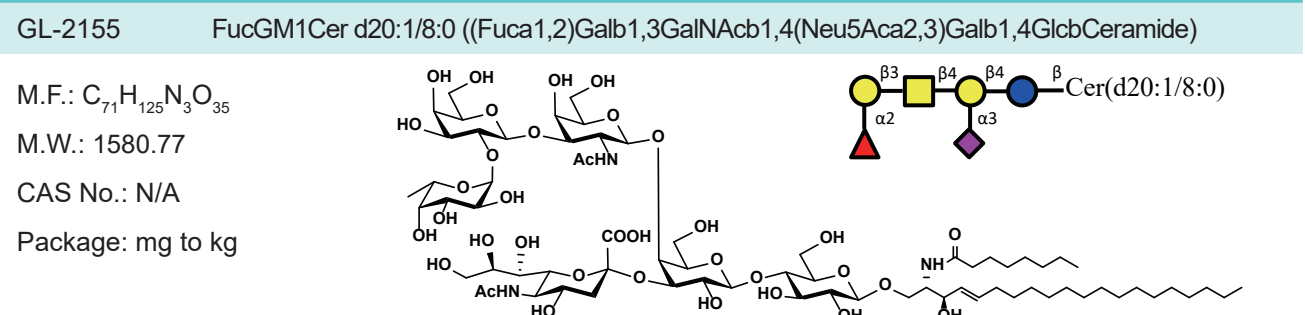
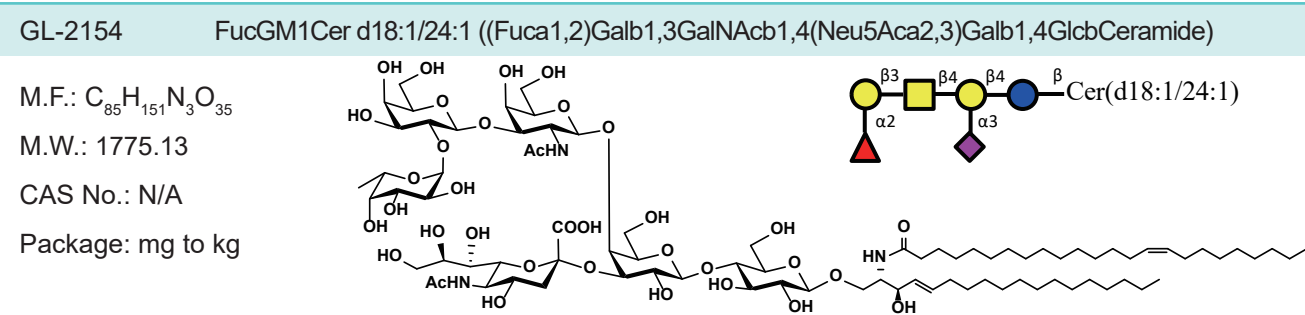
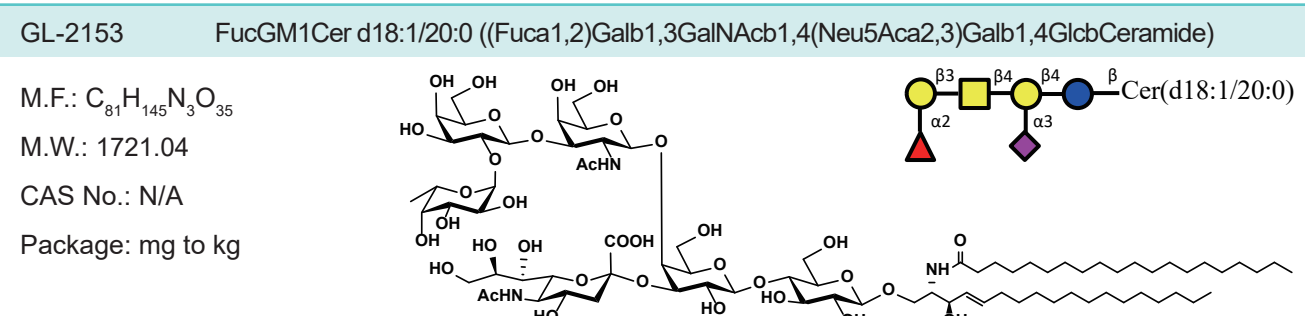
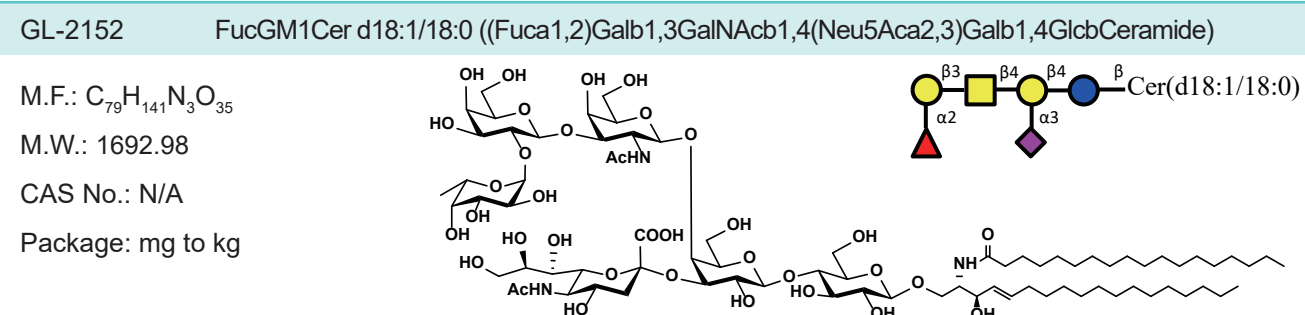
M.W.: 1664.93

CAS No.: N/A

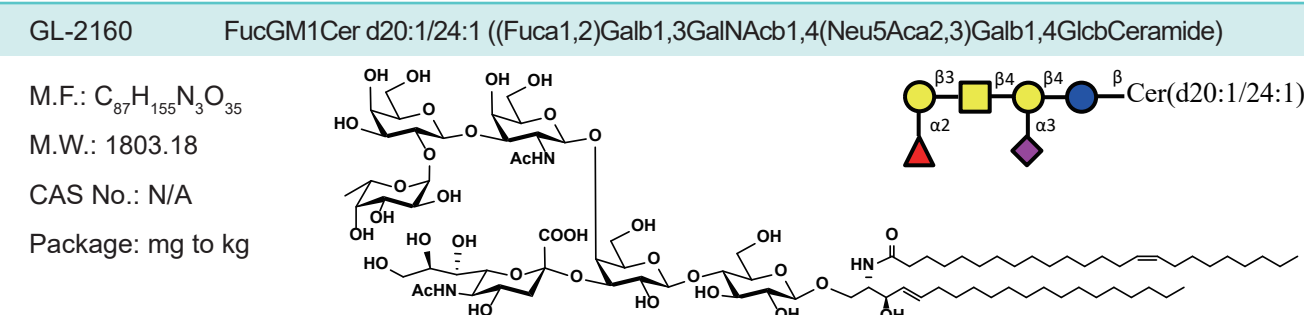
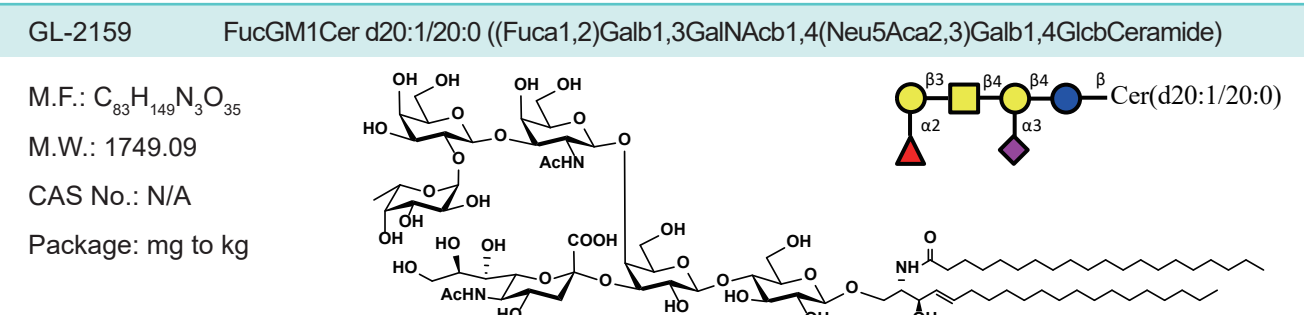
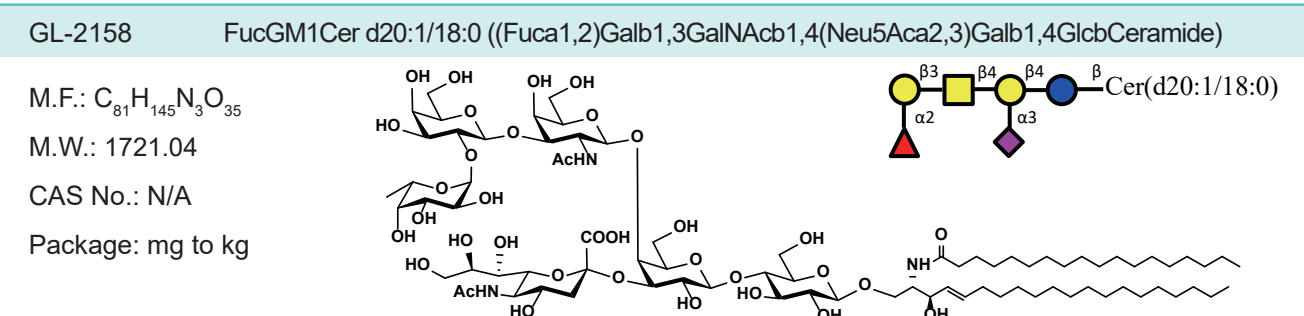
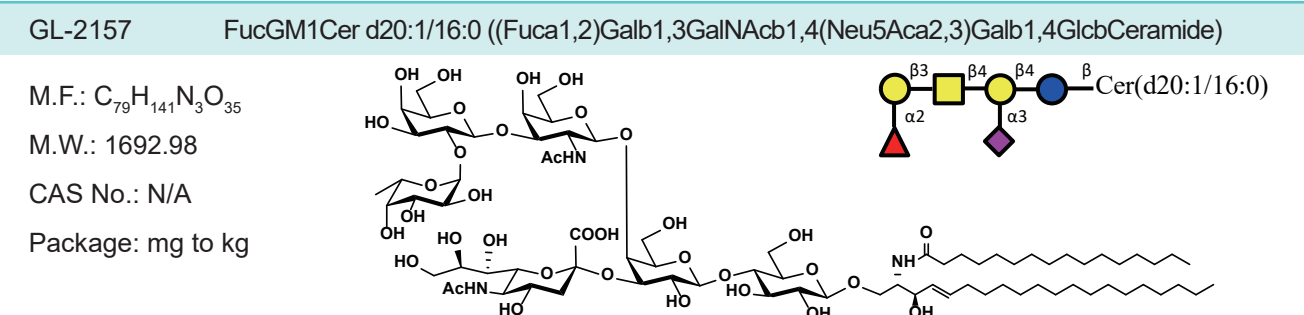
Package: mg to kg



Ganglioside series (Fuc-GM1)



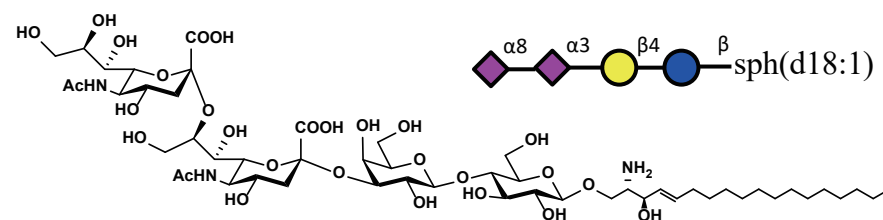
Ganglioside series (Fuc-GM1)



Ganglioside series (GD3)

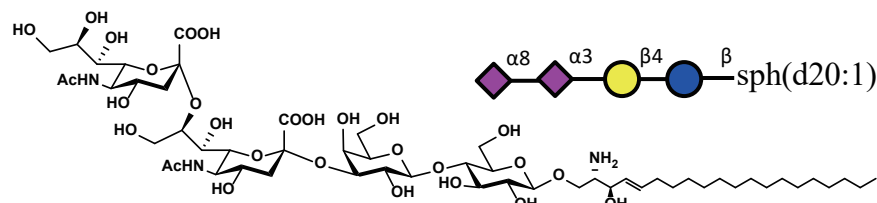
GL-0015 GD3sph d18:1 (Neu5Aca2,8Neu5Aca2,3Galb1,4Glcbsphingosine)

M.F.: C₅₂H₉₁N₃O₂₈
M.W.: 1206.29
CAS No.: N/A
Package: mg , g



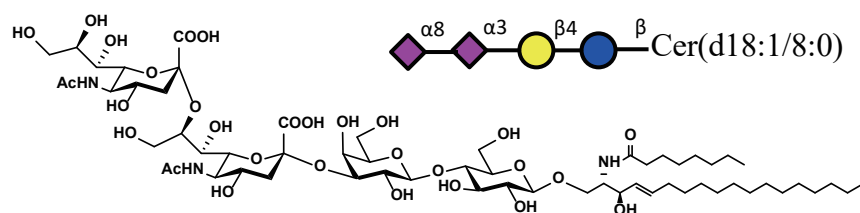
GL-0016 GD3sph d20:1 (Neu5Aca2,8Neu5Aca2,3Galb1,4Glcbsphingosine)

M.F.: C₅₄H₉₅N₃O₂₈
M.W.: 1234.35
CAS No.: N/A
Package: mg , g



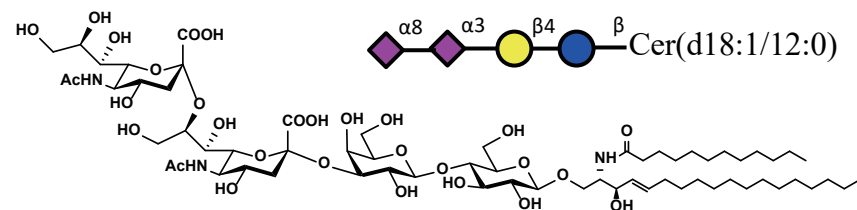
GL-2161 GD3Cer d18:1/8:0 (Neu5Aca2,8Neu5Aca2,3Galb1,4GlcCeramide)

M.F.: C₆₁H₁₀₉N₃O₂₉
M.W.: 1348.54
CAS No.: N/A
Package: mg , g



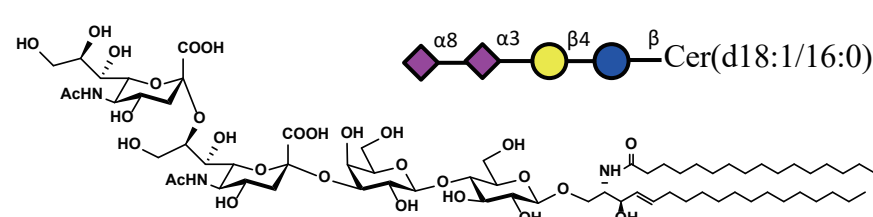
GL-2162 GD3Cer d18:1/12:0 (Neu5Aca2,8Neu5Aca2,3Galb1,4GlcCeramide)

M.F.: C₆₄H₁₁₃N₃O₂₉
M.W.: 1388.60
CAS No.: N/A
Package: mg , g



GL-2163 GD3Cer d18:1/16:0 (Neu5Aca2,8Neu5Aca2,3Galb1,4GlcCeramide)

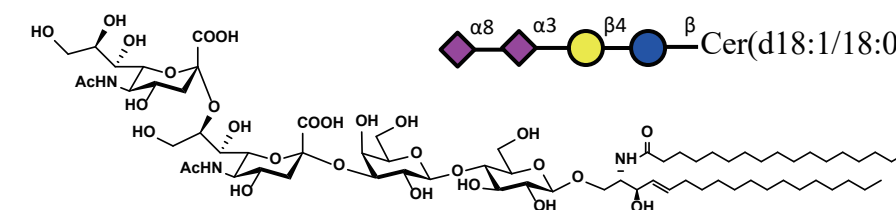
M.F.: C₆₈H₁₂₁N₃O₂₉
M.W.: 1444.71
CAS No.: N/A
Package: mg , g



Ganglioside series (GD3)

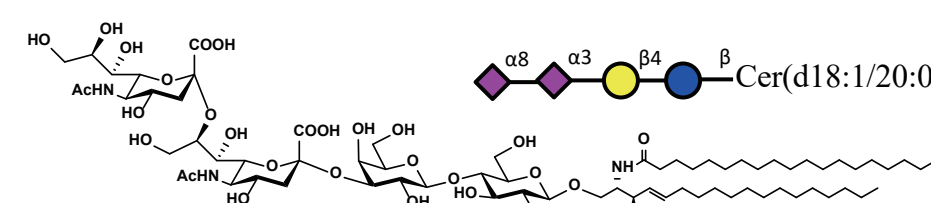
GL-2164 GD3Cer d18:1/18:0 (Neu5Aca2,8Neu5Aca2,3Galb1,4GlcCeramide)

M.F.: C₇₀H₁₂₅N₃O₂₉
M.W.: 1472.76
CAS No.: N/A
Package: mg , g



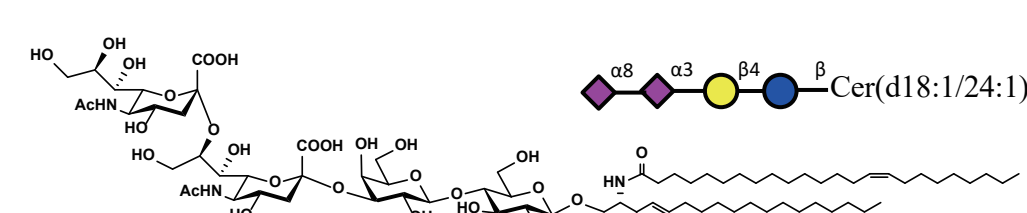
GL-2165 GD3Cer d18:1/20:0 (Neu5Aca2,8Neu5Aca2,3Galb1,4GlcCeramide)

M.F.: C₇₂H₁₂₉N₃O₂₉
M.W.: 1500.82
CAS No.: N/A
Package: mg , g



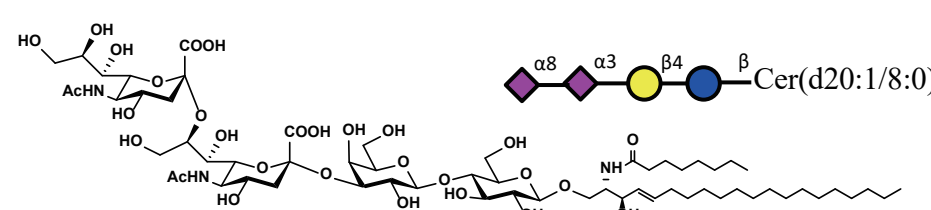
GL-2166 GD3Cer d18:1/24:1 (Neu5Aca2,8Neu5Aca2,3Galb1,4GlcCeramide)

M.F.: C₇₆H₁₃₅N₃O₂₉
M.W.: 1554.91
CAS No.: N/A
Package: mg , g



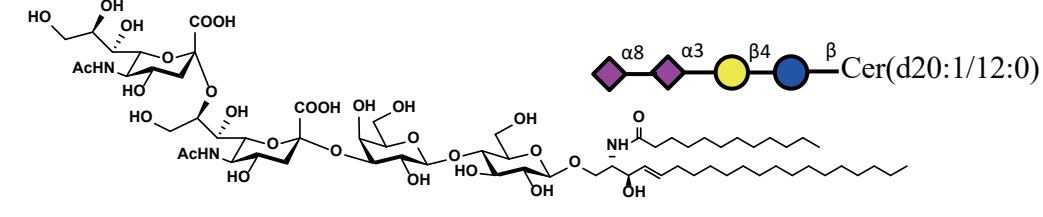
GL-2167 GD3Cer d20:1/8:0 (Neu5Aca2,8Neu5Aca2,3Galb1,4GlcCeramide)

M.F.: C₆₂H₁₀₉N₃O₂₉
M.W.: 1360.55
CAS No.: N/A
Package: mg , g



GL-2168 GD3Cer d20:1/12:0 (Neu5Aca2,8Neu5Aca2,3Galb1,4GlcCeramide)

M.F.: C₆₆H₁₁₇N₃O₂₉
M.W.: 1416.65
CAS No.: N/A
Package: mg , g



Ganglioside series (GD3)

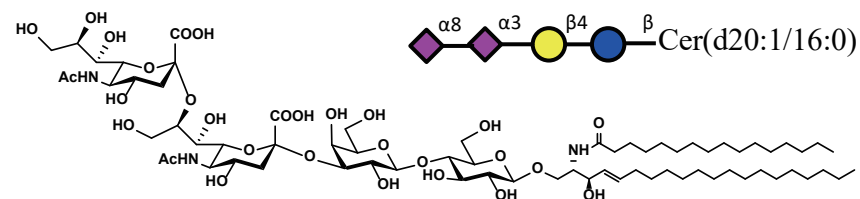
GL-2169 GD3Cer d20:1/16:0 (Neu5Aca2,8Neu5Aca2,3Galb1,4GlcCeramide)

M.F.: $C_{70}H_{125}N_3O_{29}$

M.W.: 1472.76

CAS No.: N/A

Package: mg , g



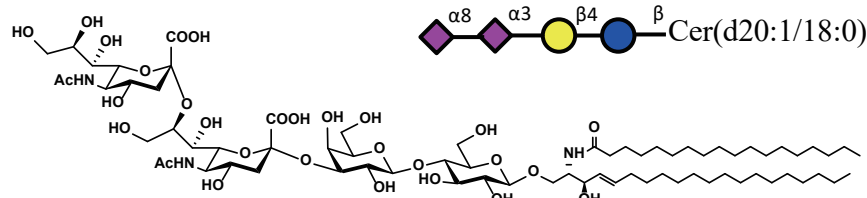
GL-2170 GD3Cer d20:1/18:0 (Neu5Aca2,8Neu5Aca2,3Galb1,4GlcCeramide)

M.F.: $C_{72}H_{129}N_3O_{29}$

M.W.: 1500.82

CAS No.: N/A

Package: mg , g



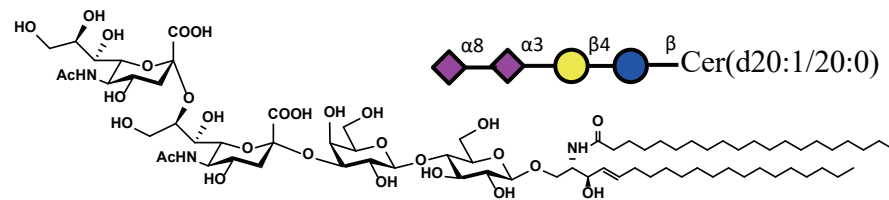
GL-2171 GD3Cer d20:1/20:0 (Neu5Aca2,8Neu5Aca2,3Galb1,4GlcCeramide)

M.F.: $C_{74}H_{133}N_3O_{29}$

M.W.: 1528.87

CAS No.: N/A

Package: mg , g



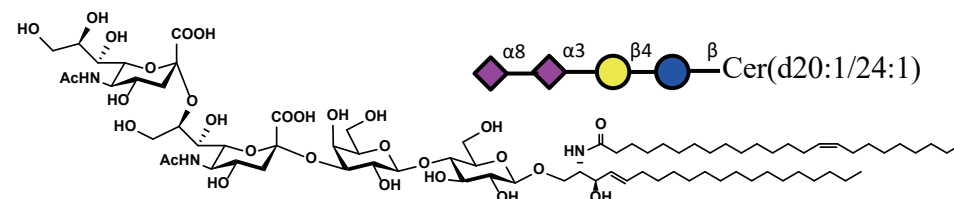
GL-2172 GD3Cer d20:1/24:1 (Neu5Aca2,8Neu5Aca2,3Galb1,4GlcCeramide)

M.F.: $C_{78}H_{139}N_3O_{29}$

M.W.: 1582.96

CAS No.: N/A

Package: mg to g



Ganglioside series (GD2)

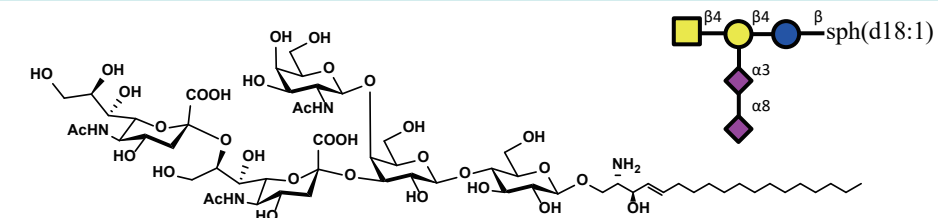
GL-0017 GD2sph d18:1 (GalNAcb1,4(Neu5Aca2,8Neu5Aca2,3)Galb1,4GlcSphingosine)

M.F.: $C_{60}H_{104}N_4O_{33}$

M.W.: 1409.49

CAS No.: N/A

Package: mg to kg



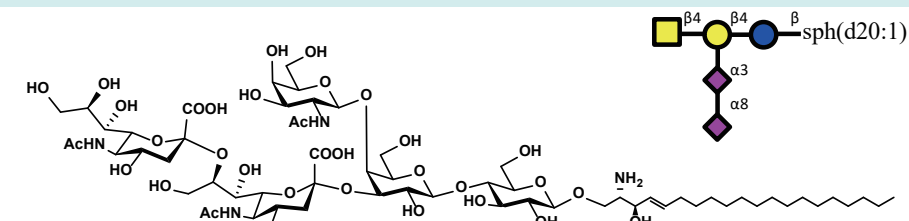
GL-0018 GD2sph d20:1 (GalNAcb1,4(Neu5Aca2,8Neu5Aca2,3)Galb1,4GlcSphingosine)

M.F.: $C_{62}H_{108}N_4O_{33}$

M.W.: 1437.54

CAS No.: N/A

Package: mg to kg



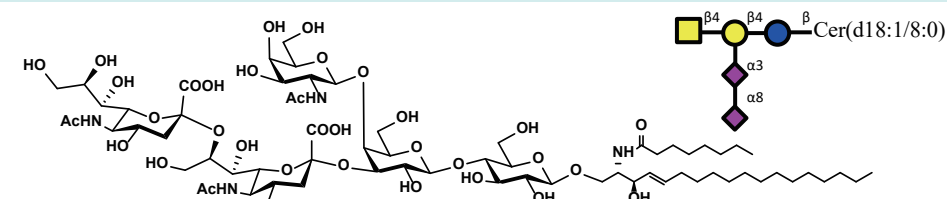
GL-2173 GD2Cer d18:1/8:0 (GalNAcb1,4(Neu5Aca2,8Neu5Aca2,3)Galb1,4GlcCeramide)

M.F.: $C_{68}H_{118}N_4O_{34}$

M.W.: 1535.69

CAS No.: N/A

Package: mg , g



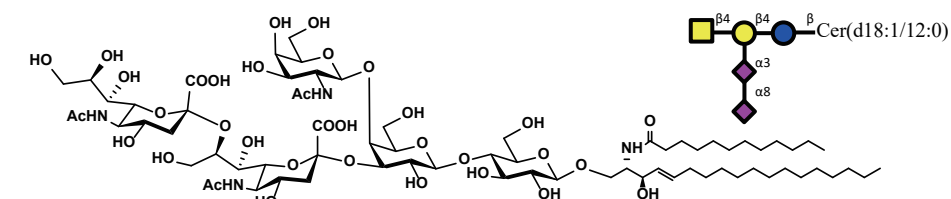
GL-2174 GD2Cer d18:1/12:0 (GalNAcb1,4(Neu5Aca2,8Neu5Aca2,3)Galb1,4GlcCeramide)

M.F.: $C_{72}H_{126}N_4O_{34}$

M.W.: 1591.79

CAS No.: N/A

Package: mg , g



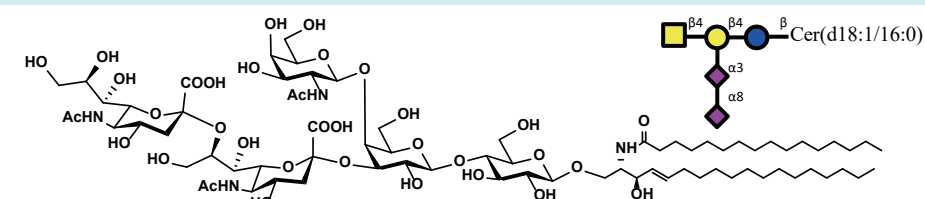
GL-2175 GD2Cer d18:1/16:0 (GalNAcb1,4(Neu5Aca2,8Neu5Aca2,3)Galb1,4GlcCeramide)

M.F.: $C_{76}H_{134}N_4O_{34}$

M.W.: 1647.90

CAS No.: N/A

Package: mg , g



Ganglioside series (GD2)

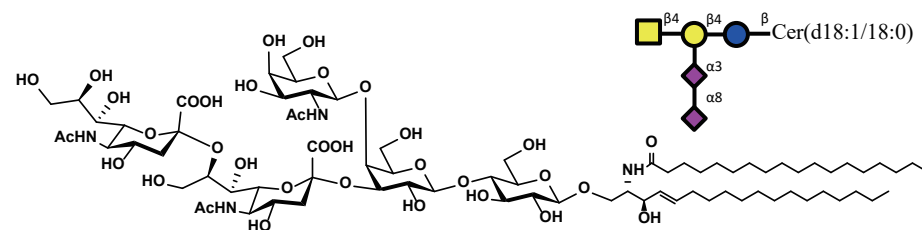
GL-2176 GD2Cer d18:1/18:0 (GalNAcb1,4(Neu5Aca2,8Neu5Aca2,3)Galb1,4GlcCeramide)

M.F.: $C_{78}H_{138}N_4O_{34}$

M.W.: 1675.96

CAS No.: N/A

Package: mg , g



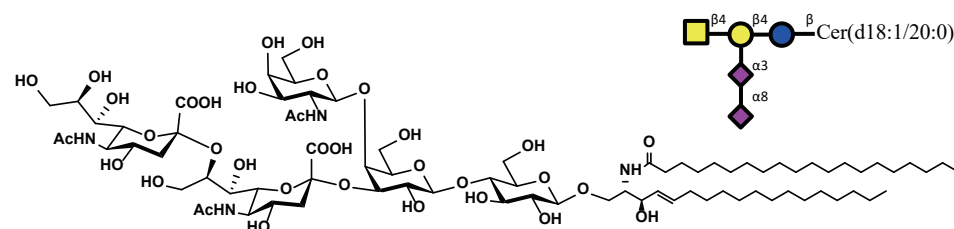
GL-2177 GD2Cer d18:1/20:0 (GalNAcb1,4(Neu5Aca2,8Neu5Aca2,3)Galb1,4GlcCeramide)

M.F.: $C_{80}H_{142}N_4O_{34}$

M.W.: 1704.01

CAS No.: N/A

Package: mg , g



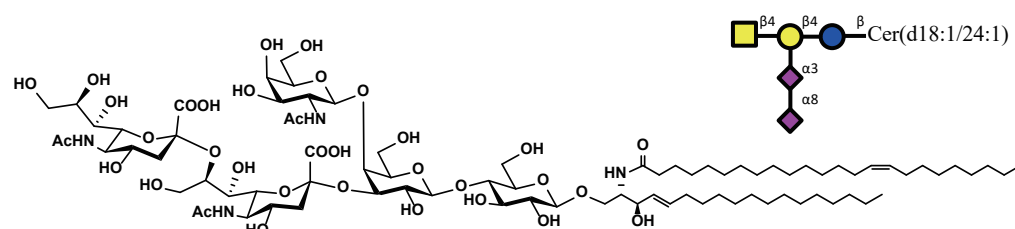
GL-2178 GD2Cer d18:1/24:1 (GalNAcb1,4(Neu5Aca2,8Neu5Aca2,3)Galb1,4GlcCeramide)

M.F.: $C_{84}H_{148}N_4O_{34}$

M.W.: 1758.10

CAS No.: N/A

Package: mg , g



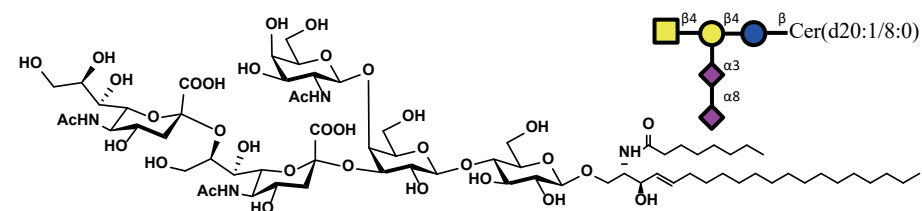
GL-2179 GD2Cer d20:1/8:0 (GalNAcb1,4(Neu5Aca2,8Neu5Aca2,3)Galb1,4GlcCeramide)

M.F.: $C_{70}H_{122}N_4O_{34}$

M.W.: 1563.74

CAS No.: N/A

Package: mg , g



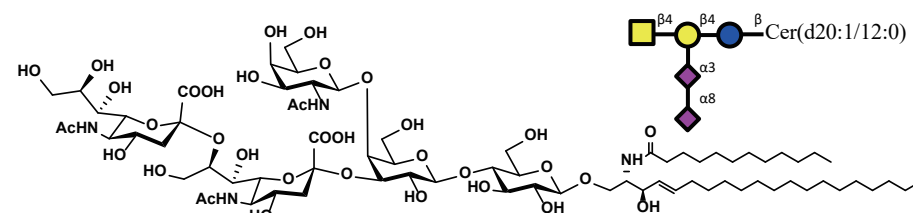
GL-2180 GD2Cer d20:1/12:0 (GalNAcb1,4(Neu5Aca2,8Neu5Aca2,3)Galb1,4GlcCeramide)

M.F.: $C_{74}H_{130}N_4O_{34}$

M.W.: 1619.85

CAS No.: N/A

Package: mg , g



Ganglioside series (GD2)

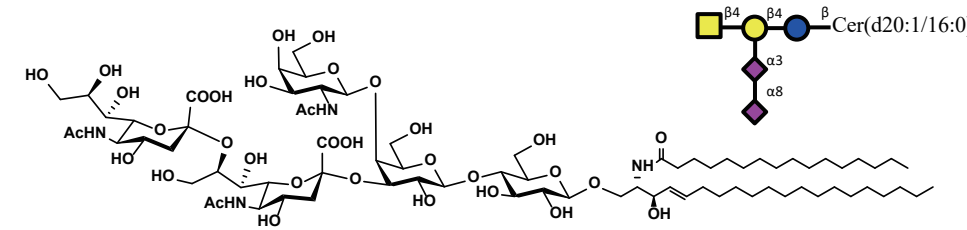
GL-2181 GD2Cer d20:1/16:0 (GalNAcb1,4(Neu5Aca2,8Neu5Aca2,3)Galb1,4GlcCeramide)

M.F.: $C_{78}H_{138}N_4O_{34}$

M.W.: 1675.96

CAS No.: N/A

Package: mg , g



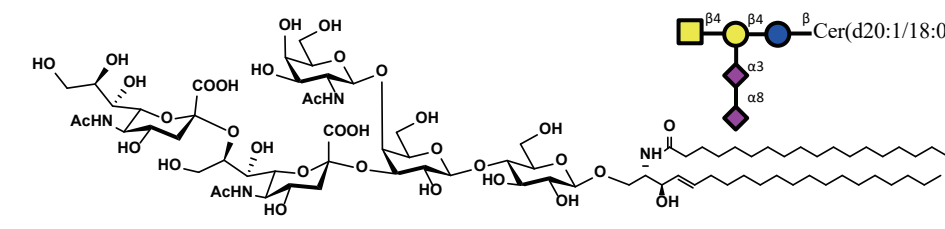
GL-2182 GD2Cer d20:1/18:0 (GalNAcb1,4(Neu5Aca2,8Neu5Aca2,3)Galb1,4GlcCeramide)

M.F.: $C_{80}H_{142}N_4O_{34}$

M.W.: 1704.01

CAS No.: N/A

Package: mg , g



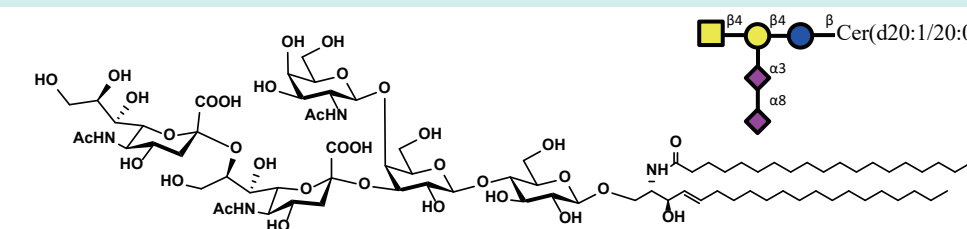
GL-2183 GD2Cer d20:1/20:0 (GalNAcb1,4(Neu5Aca2,8Neu5Aca2,3)Galb1,4GlcCeramide)

M.F.: $C_{82}H_{146}N_4O_{34}$

M.W.: 1732.06

CAS No.: N/A

Package: mg , g



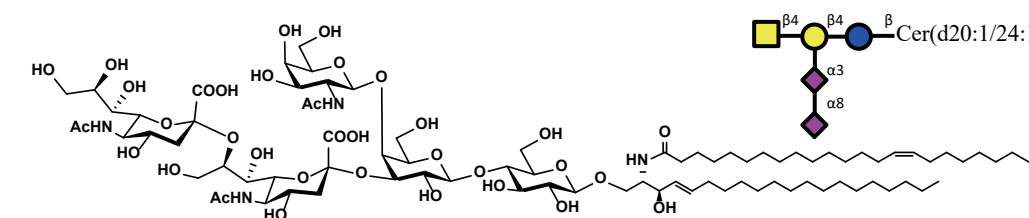
GL-2184 GD2Cer d20:1/24:1 (GalNAcb1,4(Neu5Aca2,8Neu5Aca2,3)Galb1,4GlcCeramide)

M.F.: $C_{86}H_{152}N_4O_{34}$

M.W.: 1786.16

CAS No.: N/A

Package: mg , g



Ganglioside series (GD1a)

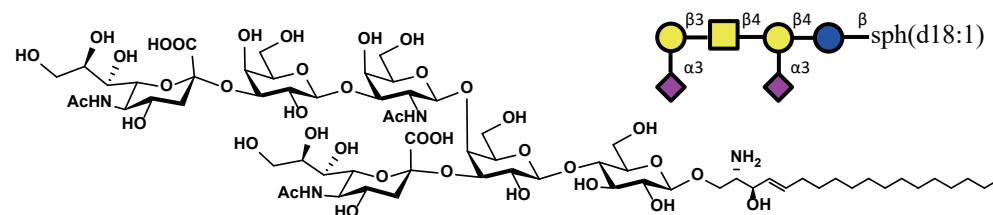
GL-0019 GD1asph d18:1 ((Neu5Aca2,3)Galb1,3GalNAcb1,4((Neu5Aca2,3)Galb1,4Glc)Sphingosine)

M.F.: $C_{66}H_{114}N_4O_{38}$

M.W.: 1571.63

CAS No.: N/A

Package: mg , g



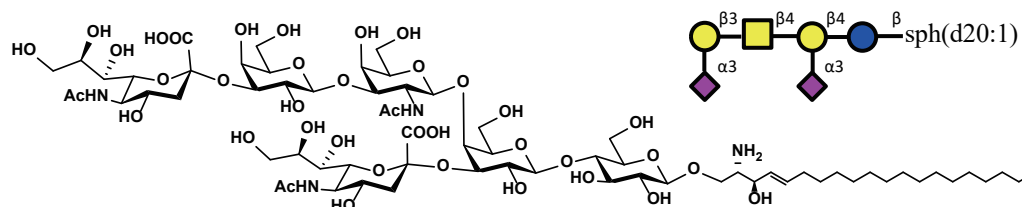
GL-0020 GD1asph d20:1 ((Neu5Aca2,3)Galb1,3GalNAcb1,4((Neu5Aca2,3)Galb1,4Glc)Sphingosine)

M.F.: $C_{68}H_{118}N_4O_{38}$

M.W.: 1599.68

CAS No.: N/A

Package: mg , g



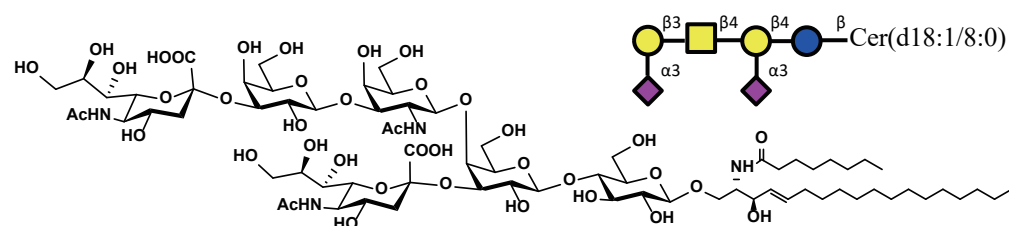
GL-2185 GD1aCer d18:1/8:0 ((Neu5Aca2,3)Galb1,3GalNAcb1,4((Neu5Aca2,3)Galb1,4Glc)Ceramide)

M.F.: $C_{74}H_{128}N_4O_{39}$

M.W.: 1697.83

CAS No.: N/A

Package: mg , g



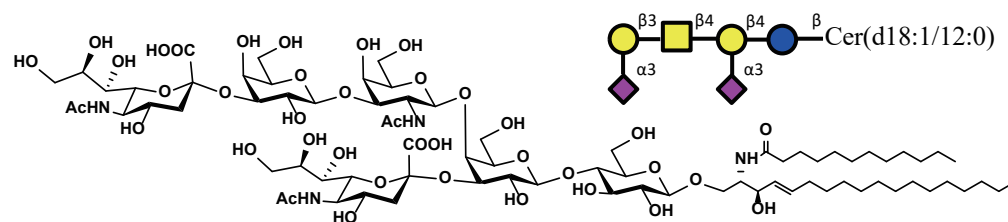
GL-2186 GD1aCer d18:1/12:0 ((Neu5Aca2,3)Galb1,3GalNAcb1,4((Neu5Aca2,3)Galb1,4Glc)Ceramide)

M.F.: $C_{78}H_{136}N_4O_{39}$

M.W.: 1753.94

CAS No.: N/A

Package: mg , g



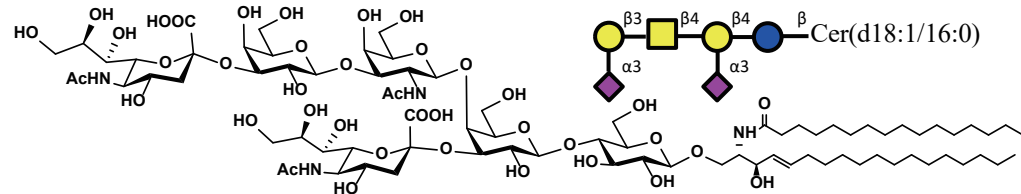
GL-2187 GD1aCer d18:1/16:0 ((Neu5Aca2,3)Galb1,3GalNAcb1,4((Neu5Aca2,3)Galb1,4Glc)Ceramide)

M.F.: $C_{82}H_{144}N_4O_{39}$

M.W.: 1810.04

CAS No.: N/A

Package: mg , g



Ganglioside series (GD1a)

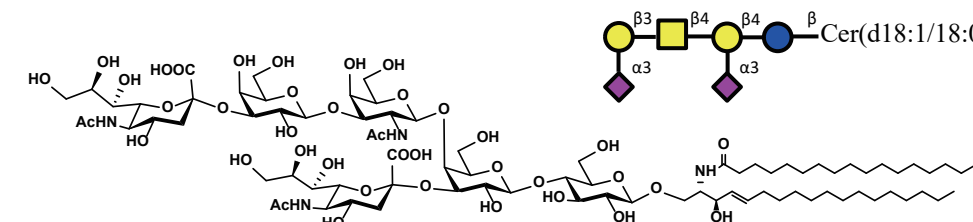
GL-2188 GD1aCer d18:1/18:0 ((Neu5Aca2,3)Galb1,3GalNAcb1,4((Neu5Aca2,3)Galb1,4Glc)Ceramide)

M.F.: $C_{84}H_{148}N_4O_{39}$

M.W.: 1838.10

CAS No.: N/A

Package: mg , g



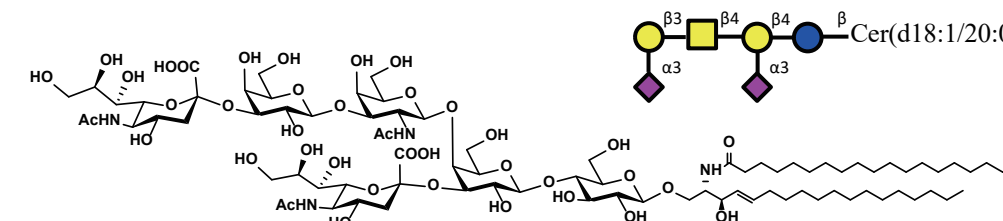
GL-2189 GD1aCer d18:1/20:0 ((Neu5Aca2,3)Galb1,3GalNAcb1,4((Neu5Aca2,3)Galb1,4Glc)Ceramide)

M.F.: $C_{86}H_{152}N_4O_{39}$

M.W.: 1866.15

CAS No.: N/A

Package: mg , g



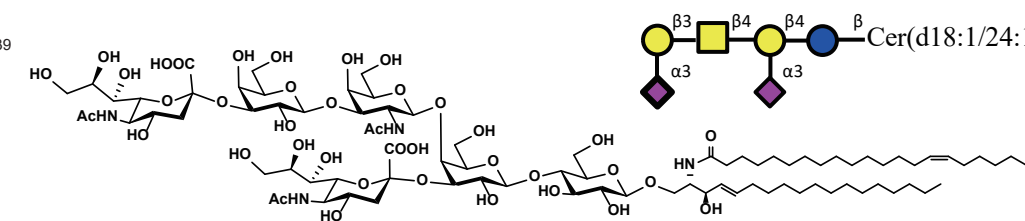
GL-2190 GD1aCer d18:1/24:1 ((Neu5Aca2,3)Galb1,3GalNAcb1,4((Neu5Aca2,3)Galb1,4Glc)Ceramide)

M.F.: $C_{90}H_{158}N_4O_{39}$

M.W.: 1920.24

CAS No.: N/A

Package: mg , g



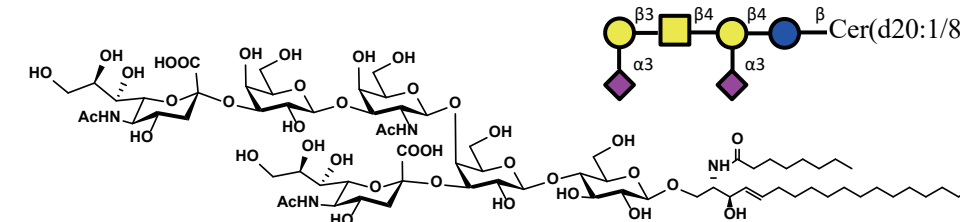
GL-2191 GD1aCer d20:1/8:0 ((Neu5Aca2,3)Galb1,3GalNAcb1,4((Neu5Aca2,3)Galb1,4Glc)Ceramide)

M.F.: $C_{76}H_{132}N_4O_{39}$

M.W.: 1725.88

CAS No.: N/A

Package: mg , g



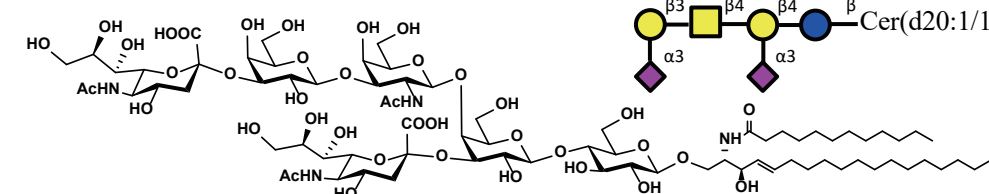
GL-2192 GD1aCer d20:1/12:0 ((Neu5Aca2,3)Galb1,3GalNAcb1,4((Neu5Aca2,3)Galb1,4Glc)Ceramide)

M.F.: $C_{80}H_{140}N_4O_{39}$

M.W.: 1781.99

CAS No.: N/A

Package: mg , g



Ganglioside series (GD1a)

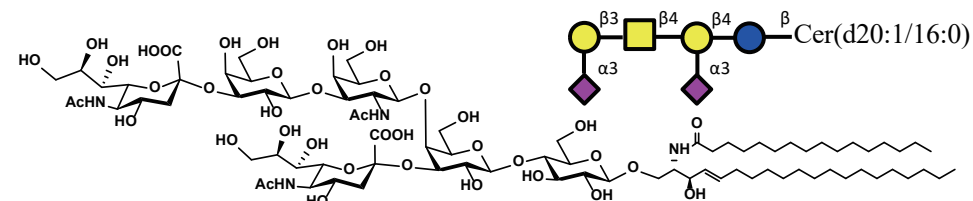
GL-2193 GD1aCer d20:1/16:0 ((Neu5Aca2,3)Galb1,3GalNAcb1,4(Neu5Aca2,3)Galb1,4GlcCeramide)

M.F.: $C_{84}H_{148}N_4O_{39}$

M.W.: 1838.10

CAS No.: N/A

Package: mg , g



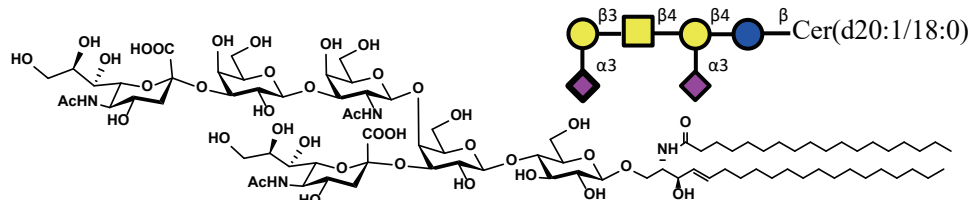
GL-2194 GD1aCer d20:1/18:0 ((Neu5Aca2,3)Galb1,3GalNAcb1,4(Neu5Aca2,3)Galb1,4GlcCeramide)

M.F.: $C_{86}H_{152}N_4O_{39}$

M.W.: 1866.15

CAS No.: N/A

Package: mg , g



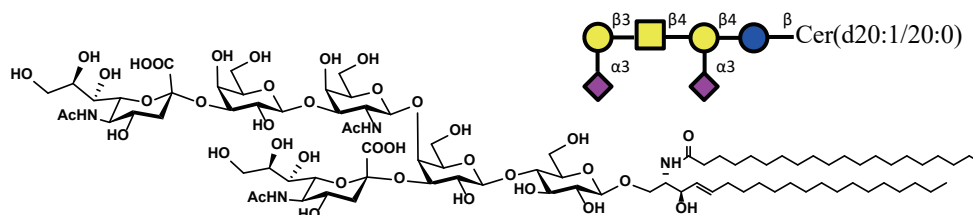
GL-2195 GD1aCer d20:1/20:0 ((Neu5Aca2,3)Galb1,3GalNAcb1,4(Neu5Aca2,3)Galb1,4GlcCeramide)

M.F.: $C_{88}H_{156}N_4O_{39}$

M.W.: 1894.21

CAS No.: N/A

Package: mg , g



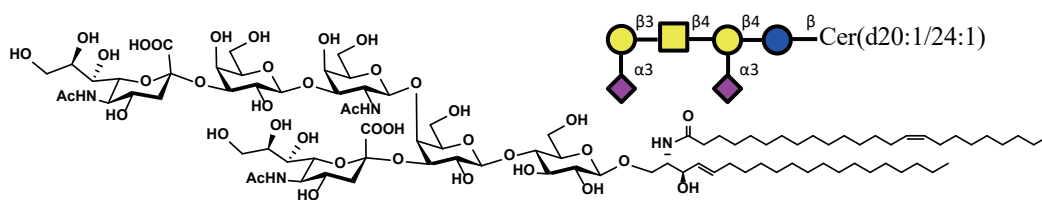
GL-2196 GD1aCer d20:1/24:1 ((Neu5Aca2,3)Galb1,3GalNAcb1,4(Neu5Aca2,3)Galb1,4GlcCeramide)

M.F.: $C_{92}H_{162}N_4O_{39}$

M.W.: 1948.30

CAS No.: N/A

Package: mg , g



Ganglioside series (GD1b)

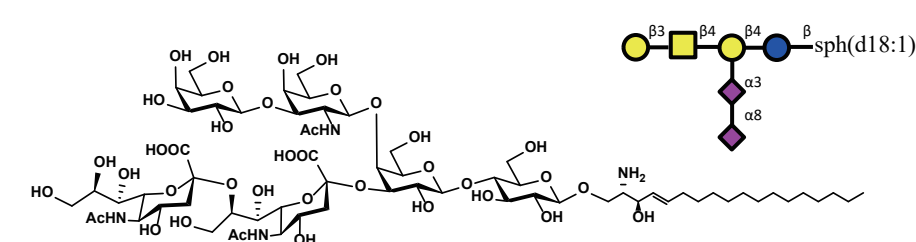
GL-0021 GD1bsph d18:1 (Galb1,3GalNAcb1,4(Neu5Aca2,8Neu5Aca2,3)Galb1,4GlcSphingosine)

M.F.: $C_{66}H_{114}N_4O_{38}$

M.W.: 1571.63

CAS No.: N/A

Package: mg , g



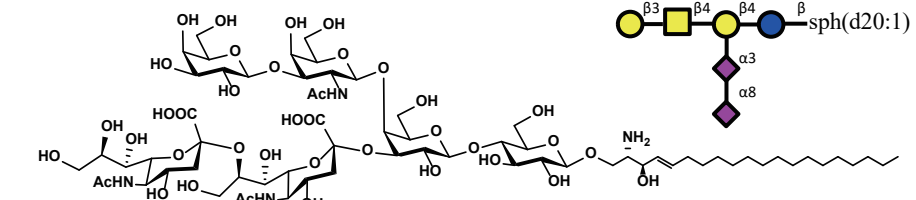
GL-0022 GD1bsph d20:1 (Galb1,3GalNAcb1,4(Neu5Aca2,8Neu5Aca2,3)Galb1,4GlcSphingosine)

M.F.: $C_{68}H_{118}N_4O_{38}$

M.W.: 1599.68

CAS No.: N/A

Package: mg , g



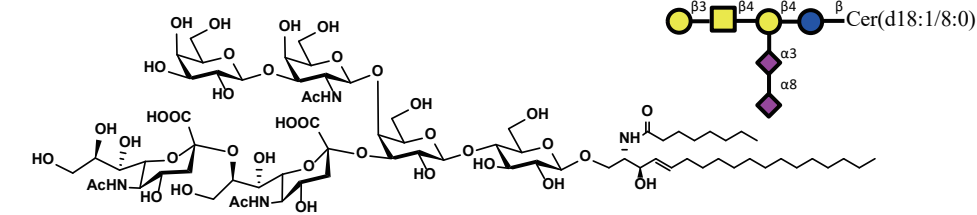
GL-2197 GD1bCer d18:1/8:0 (Galb1,3GalNAcb1,4(Neu5Aca2,8Neu5Aca2,3)Galb1,4GlcCeramide)

M.F.: $C_{74}H_{128}N_4O_{39}$

M.W.: 1697.83

CAS No.: N/A

Package: mg , g



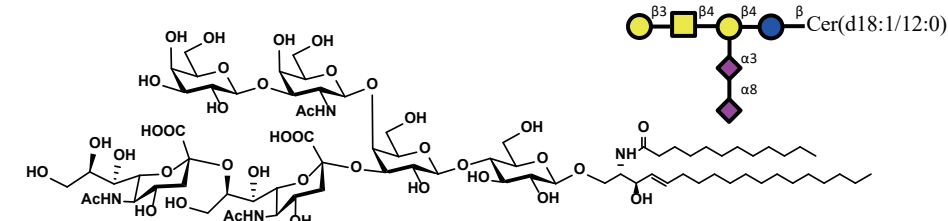
GL-2198 GD1bCer d18:1/12:0 (Galb1,3GalNAcb1,4(Neu5Aca2,8Neu5Aca2,3)Galb1,4GlcCeramide)

M.F.: $C_{78}H_{136}N_4O_{39}$

M.W.: 1753.94

CAS No.: N/A

Package: mg , g



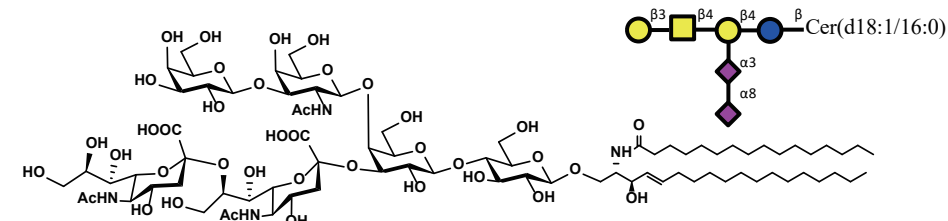
GL-2199 GD1bCer d18:1/16:0 (Galb1,3GalNAcb1,4(Neu5Aca2,8Neu5Aca2,3)Galb1,4GlcCeramide)

M.F.: $C_{82}H_{144}N_4O_{39}$

M.W.: 1810.04

CAS No.: N/A

Package: mg , g



Ganglioside series (GD1b)

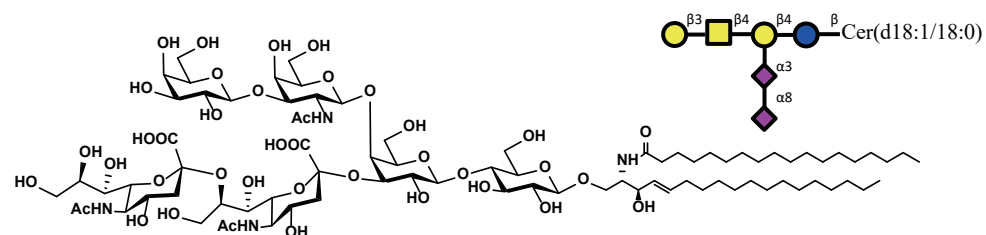
GL-2200 GD1bCer d18:1/18:0 (Galb1,3GalNAcb1,4(Neu5Aca2,8Neu5Aca2,3)Galb1,4GlcCeramide)

分子式: $C_{84}H_{148}N_4O_{39}$

M.W.: 1838.10

CAS No.: N/A

Package: mg , g



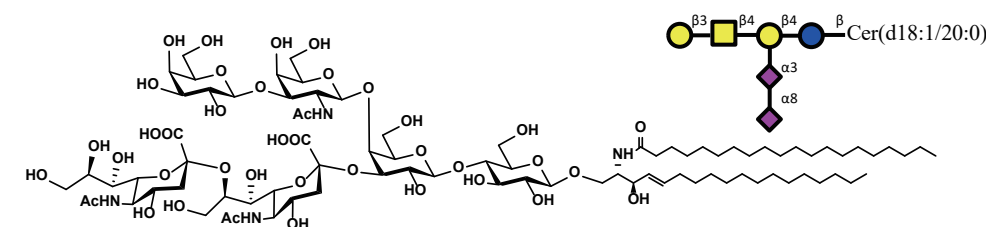
GL-2201 GD1bCer d18:1/20:0 (Galb1,3GalNAcb1,4(Neu5Aca2,8Neu5Aca2,3)Galb1,4GlcCeramide)

M.F.: $C_{86}H_{152}N_4O_{39}$

M.W.: 1866.15

CAS No.: N/A

Package: mg , g



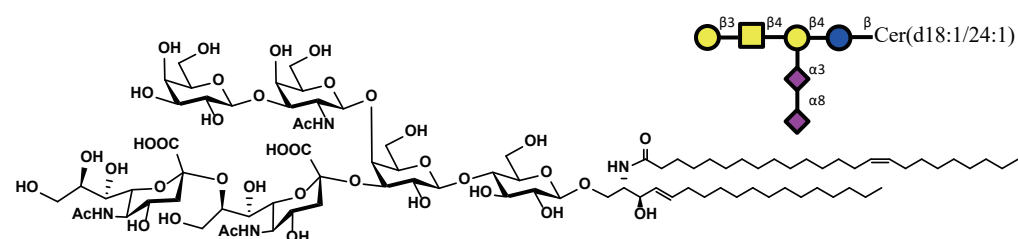
GL-2202 GD1bCer d18:1/24:1 (Galb1,3GalNAcb1,4(Neu5Aca2,8Neu5Aca2,3)Galb1,4GlcCeramide)

M.F.: $C_{90}H_{158}N_4O_{39}$

M.W.: 1920.24

CAS No.: N/A

Package: mg , g



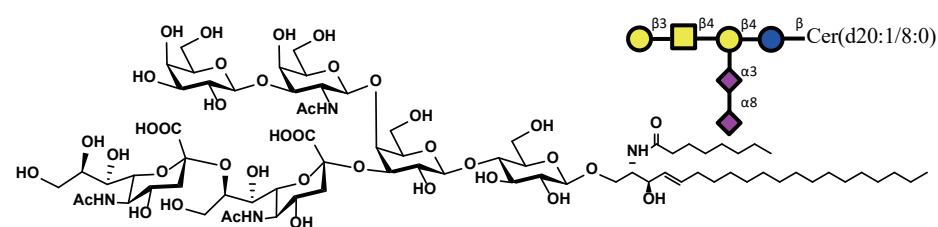
GL-2203 GD1bCer d20:1/8:0 (Galb1,3GalNAcb1,4(Neu5Aca2,8Neu5Aca2,3)Galb1,4GlcCeramide)

M.F.: $C_{76}H_{132}N_4O_{39}$

M.W.: 1725.88

CAS No.: N/A

Package: mg , g



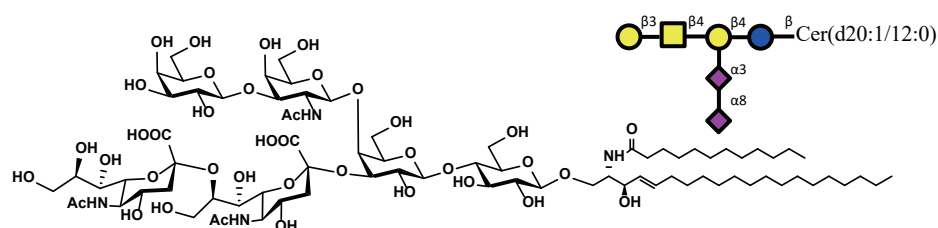
GL-2204 GD1bCer d20:1/12:0 (Galb1,3GalNAcb1,4(Neu5Aca2,8Neu5Aca2,3)Galb1,4GlcCeramide)

M.F.: $C_{80}H_{140}N_4O_{39}$

M.W.: 1781.99

CAS No.: N/A

Package: mg , g



Ganglioside series (GD1b)

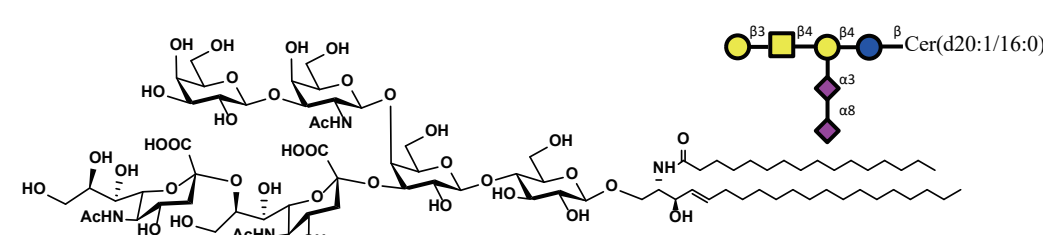
GL-2205 GD1bCer d20:1/16:0 (Galb1,3GalNAcb1,4(Neu5Aca2,8Neu5Aca2,3)Galb1,4GlcCeramide)

M.F.: $C_{84}H_{148}N_4O_{39}$

M.W.: 1838.10

CAS No.: N/A

Package: mg , g



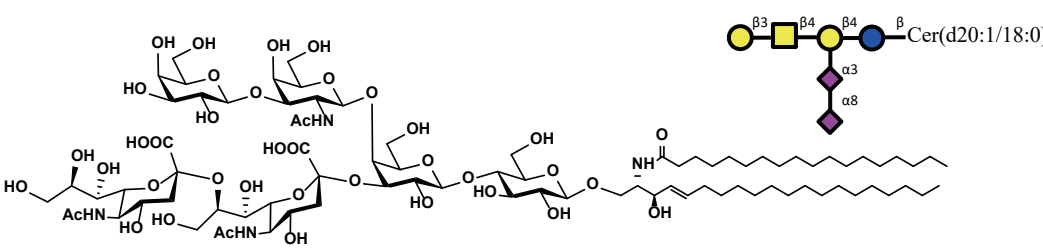
GL-2206 GD1bCer d20:1/18:0 (Galb1,3GalNAcb1,4(Neu5Aca2,8Neu5Aca2,3)Galb1,4GlcCeramide)

M.F.: $C_{86}H_{152}N_4O_{39}$

M.W.: 1866.15

CAS No.: N/A

Package: mg , g



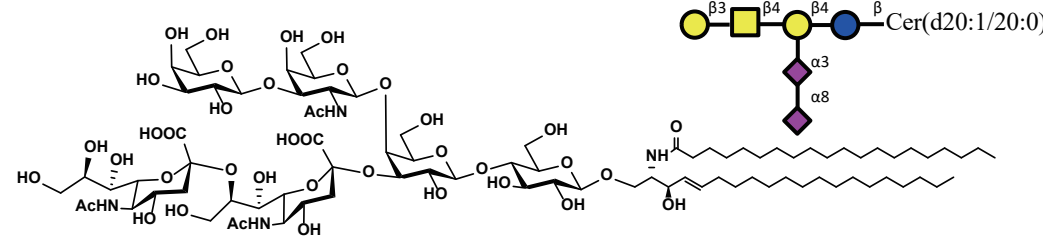
GL-2207 GD1bCer d20:1/20:0 (Galb1,3GalNAcb1,4(Neu5Aca2,8Neu5Aca2,3)Galb1,4GlcCeramide)

M.F.: $C_{88}H_{156}N_4O_{39}$

M.W.: 1894.21

CAS No.: N/A

Package: mg , g



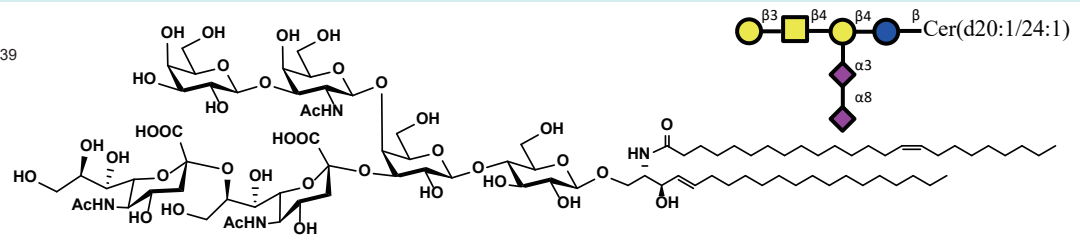
GL-2208 GD1bCer d20:1/24:1 (Galb1,3GalNAcb1,4(Neu5Aca2,8Neu5Aca2,3)Galb1,4GlcCeramide)

M.F.: $C_{92}H_{162}N_4O_{39}$

M.W.: 1948.30

CAS No.: N/A

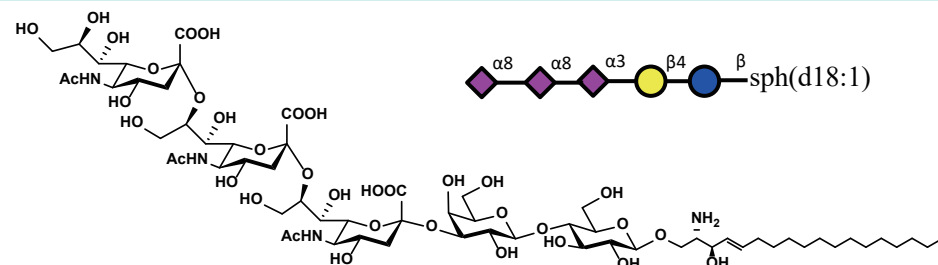
Package: mg , g



Ganglioside series (GT3)

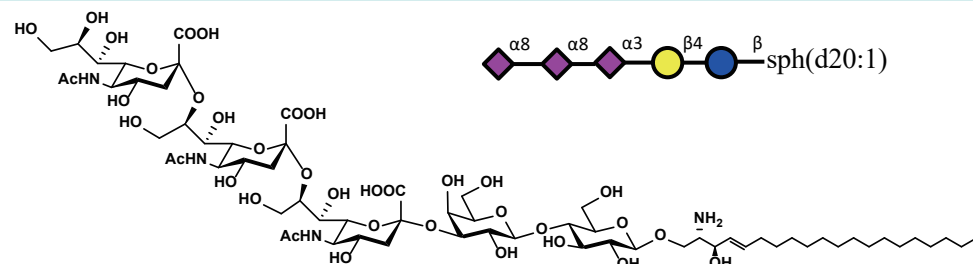
GL-0023 GT3sph d18:1 (Neu5Aca2,8Neu5Aca2,8Neu5Aca2,3Galb1,4GlcSphingosine)

M.F.: $C_{63}H_{108}N_4O_{36}$
M.W.: 1497.55
CAS No.: N/A
Package: mg , g



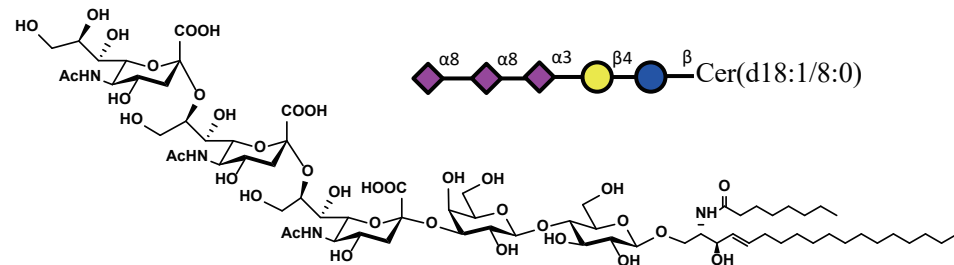
GL-0024 GT3sph d20:1 (Neu5Aca2,8Neu5Aca2,8Neu5Aca2,3Galb1,4GlcSphingosine)

M.F.: $C_{65}H_{112}N_4O_{36}$
M.W.: 1525.60
CAS No.: N/A
Package: mg , g



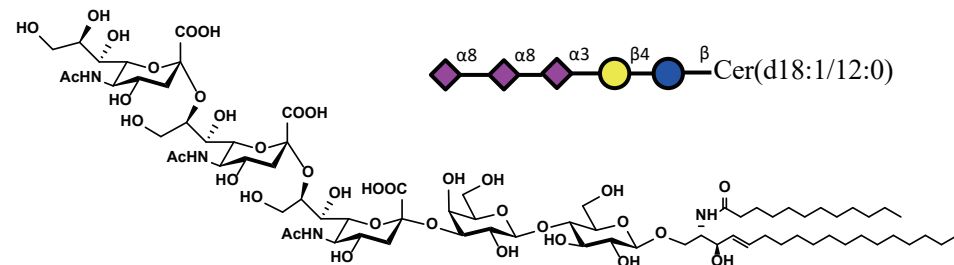
GL-2209 GT3Cer d18:1/8:0 (Neu5Aca2,8Neu5Aca2,8Neu5Aca2,3Galb1,4GlcCeramide)

M.F.: $C_{71}H_{122}N_4O_{37}$
M.W.: 1623.75
CAS No.: N/A
Package: mg , g



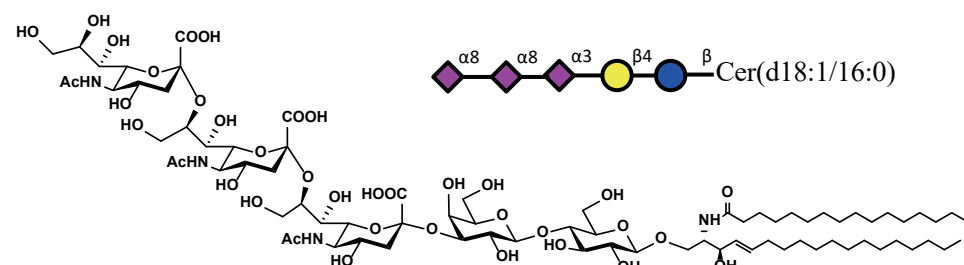
GL-2210 GT3Cer d18:1/12:0 (Neu5Aca2,8Neu5Aca2,8Neu5Aca2,3Galb1,4GlcCeramide)

M.F.: $C_{75}H_{130}N_4O_{37}$
M.W.: 1679.86
CAS No.: N/A
Package: mg , g



GL-2211 GT3Cer d18:1/16:0 (Neu5Aca2,8Neu5Aca2,8Neu5Aca2,3Galb1,4GlcCeramide)

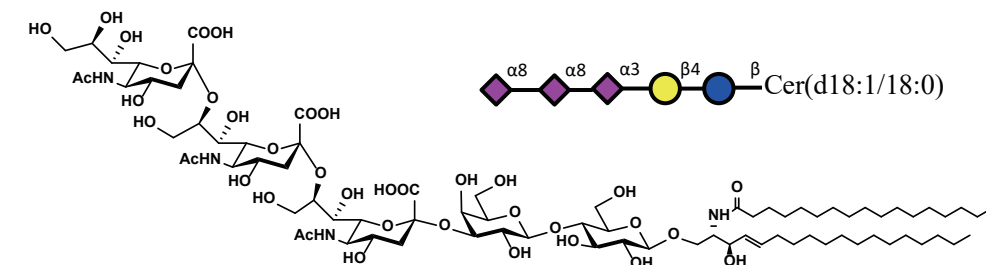
M.F.: $C_{79}H_{138}N_4O_{37}$
M.W.: 1735.96
CAS No.: N/A
Package: mg , g



Ganglioside series (GT3)

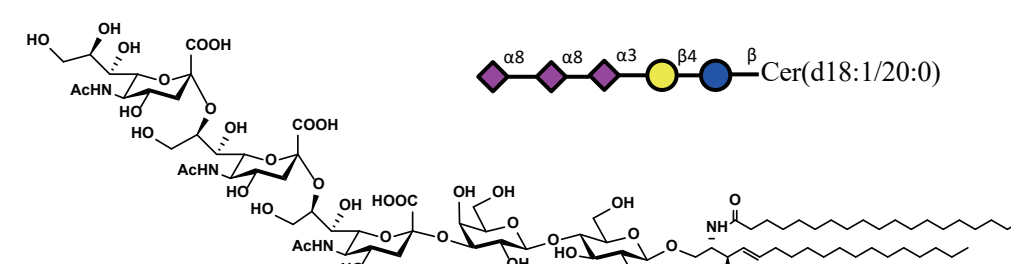
GL-2212 GT3Cer d18:1/18:0 (Neu5Aca2,8Neu5Aca2,8Neu5Aca2,3Galb1,4GlcCeramide)

M.F.: $C_{81}H_{142}N_4O_{37}$
M.W.: 1764.02
CAS No.: N/A
Package: mg , g



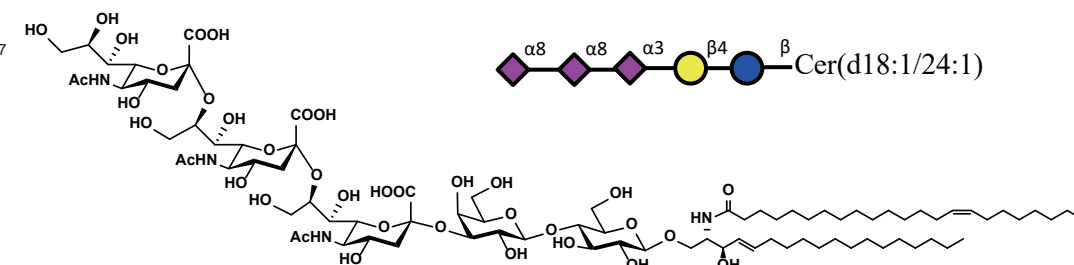
GL-2213 GT3Cer d18:1/20:0 (Neu5Aca2,8Neu5Aca2,8Neu5Aca2,3Galb1,4GlcCeramide)

M.F.: $C_{83}H_{146}N_4O_{37}$
M.W.: 1792.07
CAS No.: N/A
Package: mg , g



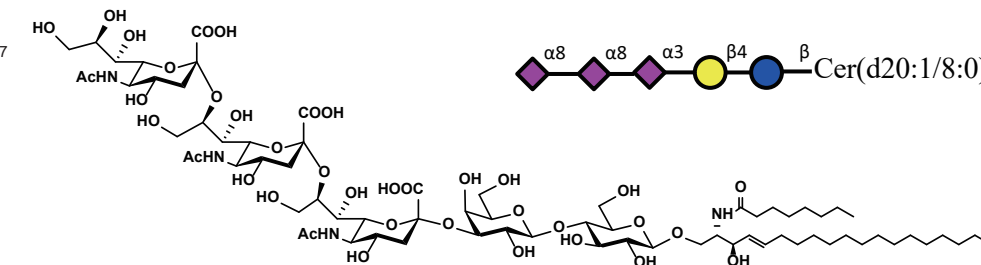
GL-2214 GT3Cer d18:1/24:1 (Neu5Aca2,8Neu5Aca2,8Neu5Aca2,3Galb1,4GlcCeramide)

M.F.: $C_{87}H_{152}N_4O_{37}$
M.W.: 1846.16
CAS No.: N/A
Package: mg , g



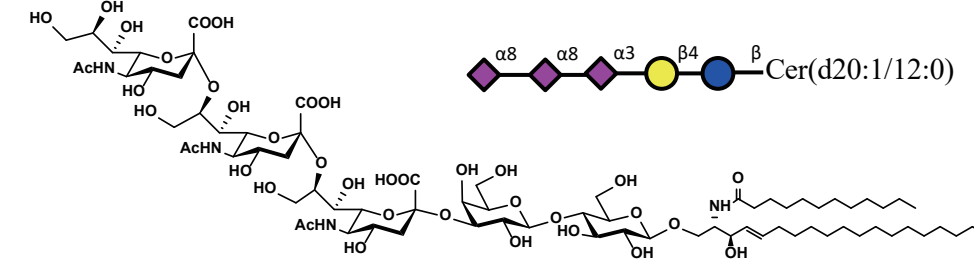
GL-2215 GT3Cer d20:1/8:0 (Neu5Aca2,8Neu5Aca2,8Neu5Aca2,3Galb1,4GlcCeramide)

M.F.: $C_{73}H_{126}N_4O_{37}$
M.W.: 1651.80
CAS No.: N/A
Package: mg , g



GL-2216 GT3Cer d20:1/12:0 (Neu5Aca2,8Neu5Aca2,8Neu5Aca2,3Galb1,4GlcCeramide)

M.F.: $C_{77}H_{134}N_4O_{37}$
M.W.: 1707.91
CAS No.: N/A
Package: mg , g



Ganglioside series (GT3)

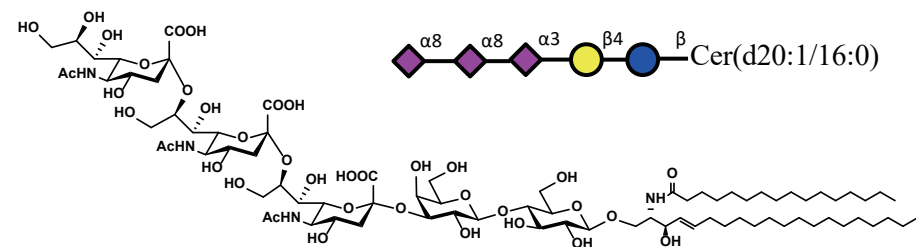
GL-2217 GT3Cer d20:1/16:0 (Neu5Aca2,8Neu5Aca2,8Neu5Aca2,3Galb1,4GlcCeramide)

M.F.: $C_{81}H_{142}N_4O_{37}$

M.W.: 1764.02

CAS No.: N/A

Package: mg , g



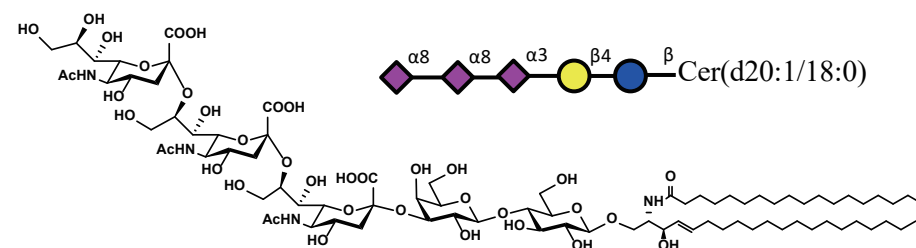
GL-2218 GT3Cer d20:1/18:0 (Neu5Aca2,8Neu5Aca2,8Neu5Aca2,3Galb1,4GlcCeramide)

M.F.: $C_{83}H_{146}N_4O_{37}$

M.W.: 1792.07

CAS No.: N/A

Package: mg , g



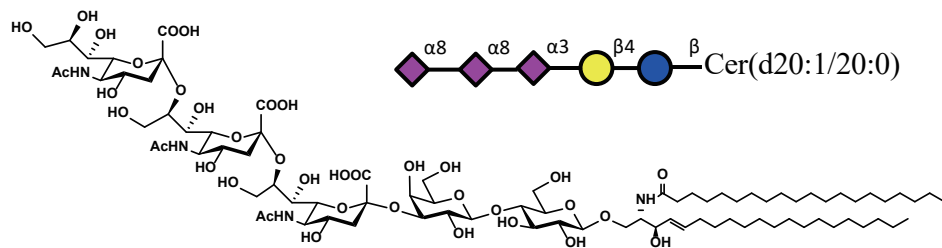
GL-2219 GT3Cer d20:1/20:0 (Neu5Aca2,8Neu5Aca2,8Neu5Aca2,3Galb1,4GlcCeramide)

M.F.: $C_{85}H_{150}N_4O_{37}$

M.W.: 1820.13

CAS No.: N/A

Package: mg , g



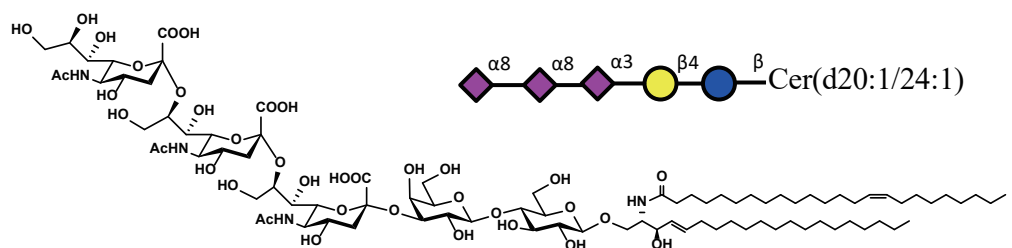
GL-2220 GT3Cer d20:1/24:1 (Neu5Aca2,8Neu5Aca2,8Neu5Aca2,3Galb1,4GlcCeramide)

M.F.: $C_{89}H_{156}N_4O_{37}$

M.W.: 1874.22

CAS No.: N/A

Package: mg , g



Ganglioside series (GT2)

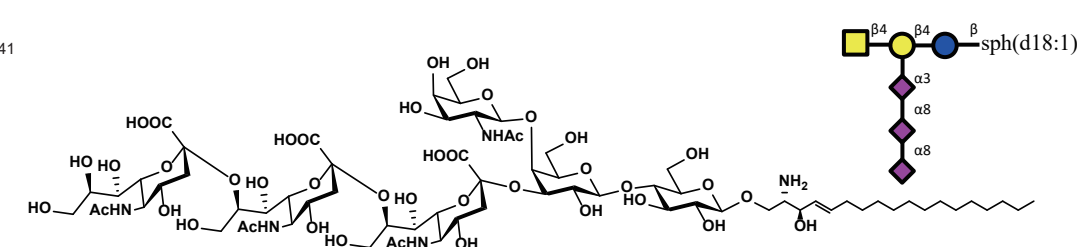
GL-0025 GT2sph d18:1 (GalNAcb1,4(Neu5Aca2,8Neu5Aca2,8Neu5Aca2,3)Galb1,4GlcSphingosine)

M.F.: $C_{71}H_{121}N_5O_{41}$

M.W.: 1700.74

CAS No.: N/A

Package: mg , g



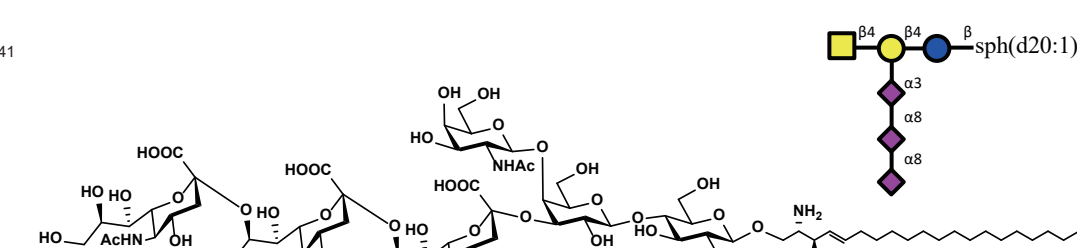
GL-0026 GT2sph d20:1 (GalNAcb1,4(Neu5Aca2,8Neu5Aca2,8Neu5Aca2,3)Galb1,4GlcSphingosine)

M.F.: $C_{73}H_{125}N_5O_{41}$

M.W.: 1728.80

CAS No.: N/A

Package: mg , g



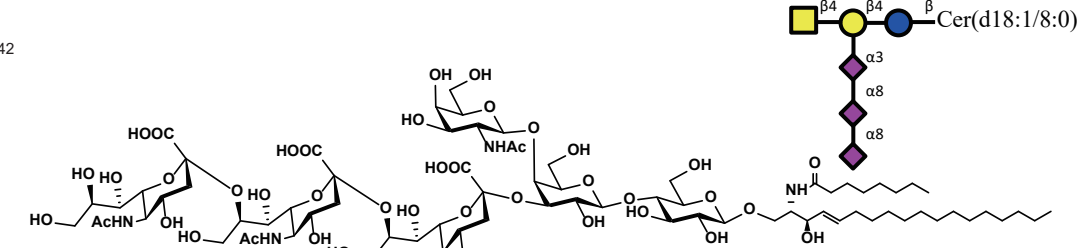
GL-2221 GT2Cer d18:1/8:0 (GalNAcb1,4(Neu5Aca2,8Neu5Aca2,8Neu5Aca2,3)Galb1,4GlcCeramide)

M.F.: $C_{79}H_{138}N_5O_{42}$

M.W.: 1826.94

CAS No.: N/A

Package: mg , g



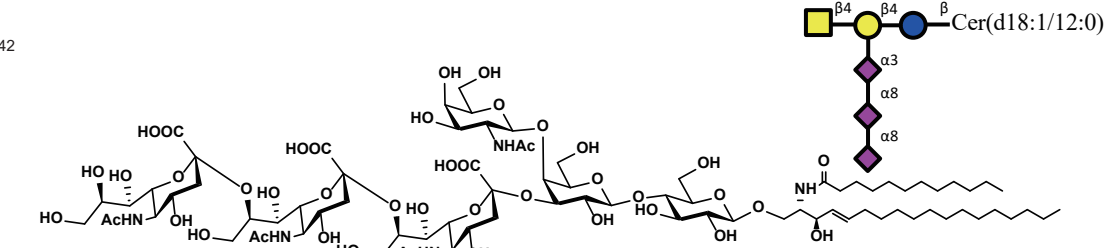
GL-2222 GT2Cer d18:1/12:0 (GalNAcb1,4(Neu5Aca2,8Neu5Aca2,8Neu5Aca2,3)Galb1,4GlcCeramide)

M.F.: $C_{83}H_{143}N_5O_{42}$

M.W.: 1883.05

CAS No.: N/A

Package: mg , g



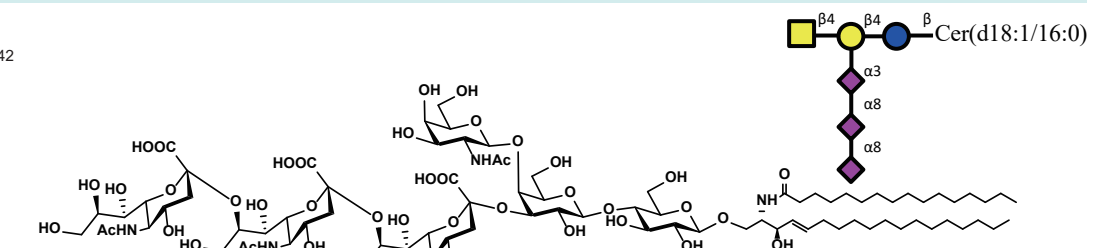
GL-2223 GT2Cer d18:1/16:0 (GalNAcb1,4(Neu5Aca2,8Neu5Aca2,8Neu5Aca2,3)Galb1,4GlcCeramide)

M.F.: $C_{87}H_{151}N_5O_{42}$

M.W.: 1939.16

CAS No.: N/A

Package: mg , g



Ganglioside series (GT2)

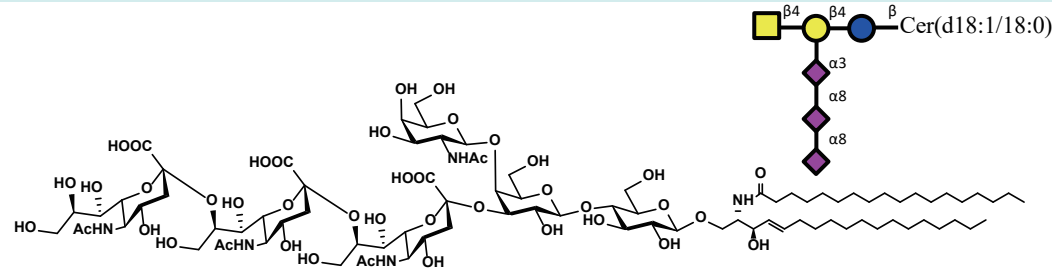
GL-2224 GT2Cer d18:1/18:0 (GalNAcb1,4(Neu5Aca2,8Neu5Aca2,8Neu5Aca2,3)Galb1,4GlcCeramide)

M.F.: $C_{89}H_{155}N_5O_{42}$

M.W.: 1967.21

CAS No.: N/A

Package: mg , g



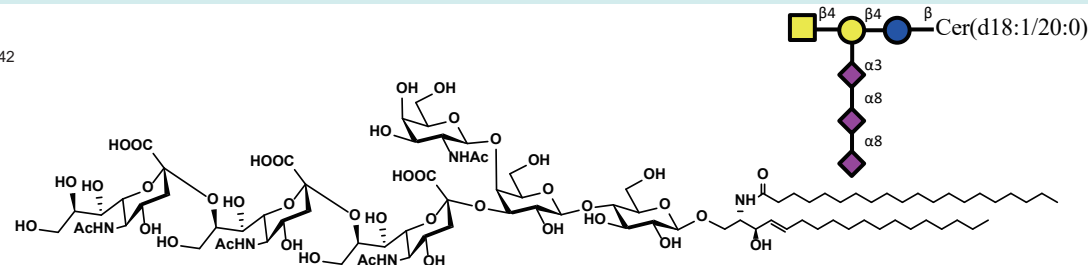
GL-2225 GT2Cer d18:1/20:0 (GalNAcb1,4(Neu5Aca2,8Neu5Aca2,8Neu5Aca2,3)Galb1,4GlcCeramide)

M.F.: $C_{91}H_{159}N_5O_{42}$

M.W.: 1995.27

CAS No.: N/A

Package: mg , g



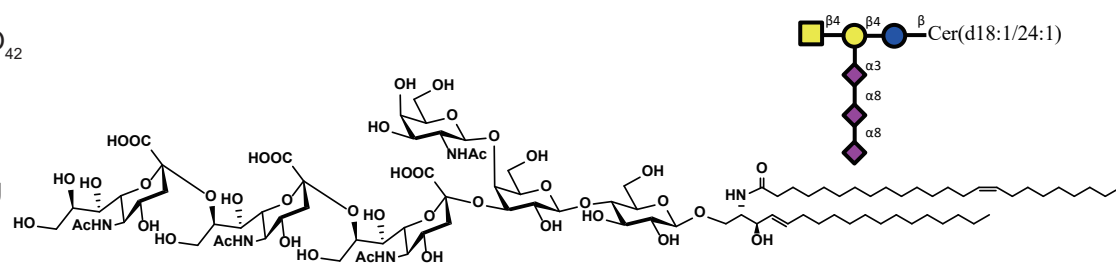
GL-2226 GT2Cer d18:1/24:1 (GalNAcb1,4(Neu5Aca2,8Neu5Aca2,8Neu5Aca2,3)Galb1,4GlcCeramide)

M.F.: $C_{95}H_{165}N_5O_{42}$

M.W.: 2049.36

CAS No.: N/A

Package: mg , g



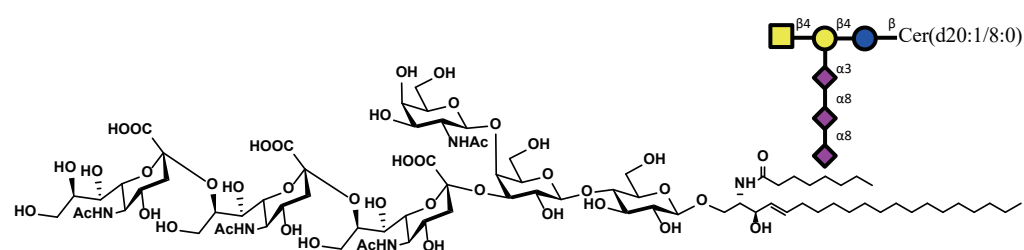
GL-2227 GT2Cer d20:1/8:0 (GalNAcb1,4(Neu5Aca2,8Neu5Aca2,8Neu5Aca2,3)Galb1,4GlcCeramide)

M.F.: $C_{81}H_{139}N_5O_{42}$

M.W.: 1855.00

CAS No.: N/A

Package: mg , g



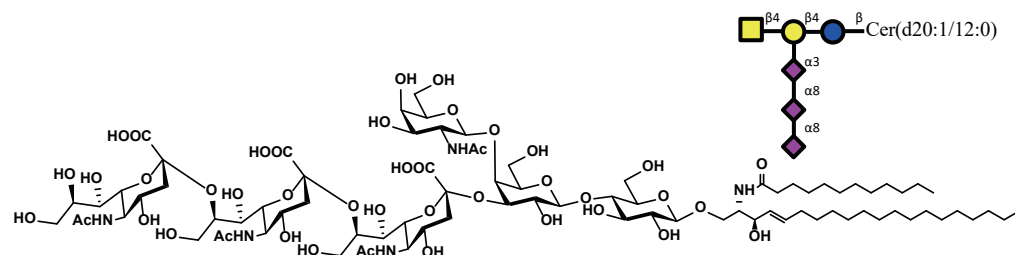
GL-2228 GT2Cer d20:1/12:0 (GalNAcb1,4(Neu5Aca2,8Neu5Aca2,8Neu5Aca2,3)Galb1,4GlcCeramide)

M.F.: $C_{85}H_{147}N_5O_{42}$

M.W.: 1911.10

CAS No.: N/A

Package: mg , g



Ganglioside series (GT2)

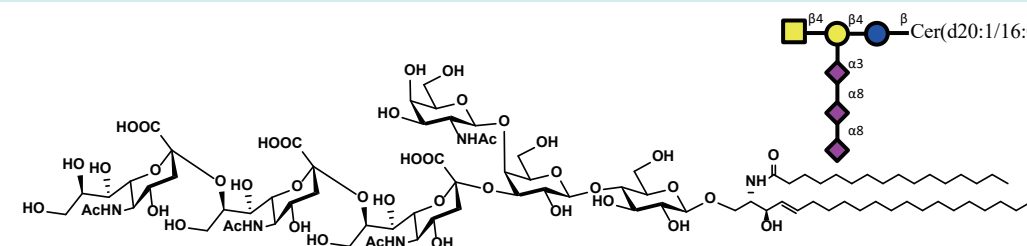
GL-2229 GT2Cer d20:1/16:0 (GalNAcb1,4(Neu5Aca2,8Neu5Aca2,8Neu5Aca2,3)Galb1,4GlcCeramide)

M.F.: $C_{89}H_{155}N_5O_{42}$

M.W.: 1967.21

CAS No.: N/A

Package: mg , g



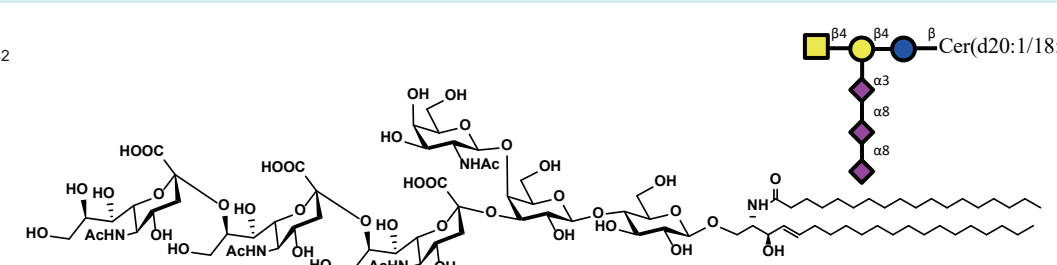
GL-2230 GT2Cer d20:1/18:0 (GalNAcb1,4(Neu5Aca2,8Neu5Aca2,8Neu5Aca2,3)Galb1,4GlcCeramide)

M.F.: $C_{91}H_{159}N_5O_{42}$

M.W.: 1995.27

CAS No.: N/A

Package: mg , g



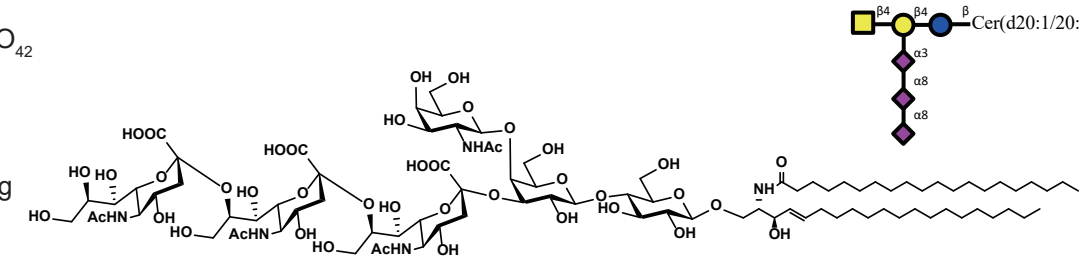
GL-2231 GT2Cer d20:1/20:0 (GalNAcb1,4(Neu5Aca2,8Neu5Aca2,8Neu5Aca2,3)Galb1,4GlcCeramide)

M.F.: $C_{93}H_{163}N_5O_{42}$

M.W.: 2023.32

CAS No.: N/A

Package: mg , g



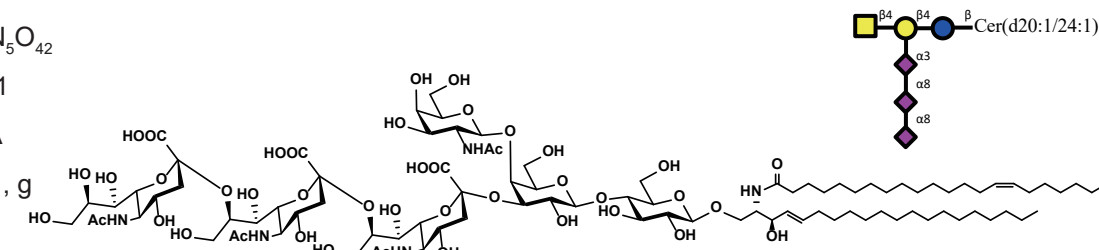
GL-2232 GT2Cer d20:1/24:1 (GalNAcb1,4(Neu5Aca2,8Neu5Aca2,8Neu5Aca2,3)Galb1,4GlcCeramide)

M.F.: $C_{97}H_{169}N_5O_{42}$

M.W.: 2077.41

CAS No.: N/A

Package: mg , g



Ganglioside series (GT1c)

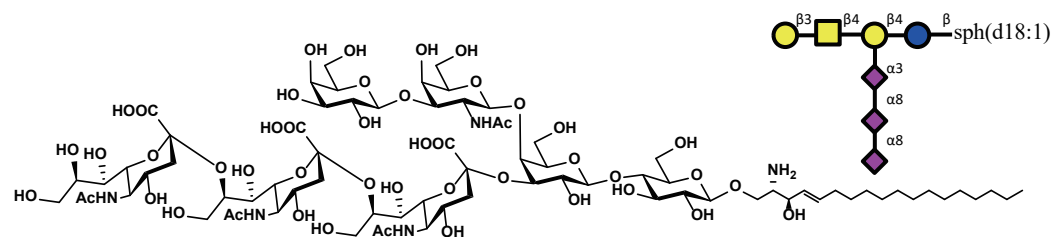
GL-0027 GT1cspH d18:1 (Galb1,3GalNAcb1,4(Neu5Aca2,8Neu5Aca2,8Neu5Aca2,3)Galb1,4GlcBosphingosine)

M.F.: $C_{77}H_{131}N_5O_{46}$

M.W.: 1862.88

CAS No.: N/A

Package: mg , g



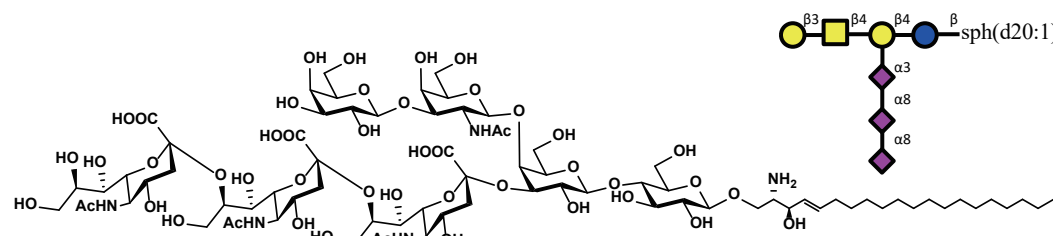
GL-0028 GT1cspH d20:1 (Galb1,3GalNAcb1,4(Neu5Aca2,8Neu5Aca2,8Neu5Aca2,3)Galb1,4GlcBosphingosine)

M.F.: $C_{79}H_{135}N_5O_{46}$

M.W.: 1890.94

CAS No.: N/A

Package: mg , g



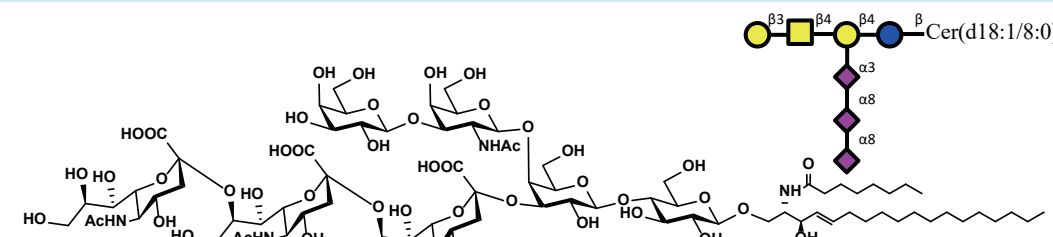
GL-2233 GT1cCer d18:1/8:0 (Galb1,3GalNAcb1,4(Neu5Aca2,8Neu5Aca2,8Neu5Aca2,3)Galb1,4GlcBCeramide)

M.F.: $C_{85}H_{145}N_5O_{47}$

M.W.: 1989.08

CAS No.: N/A

Package: mg , g



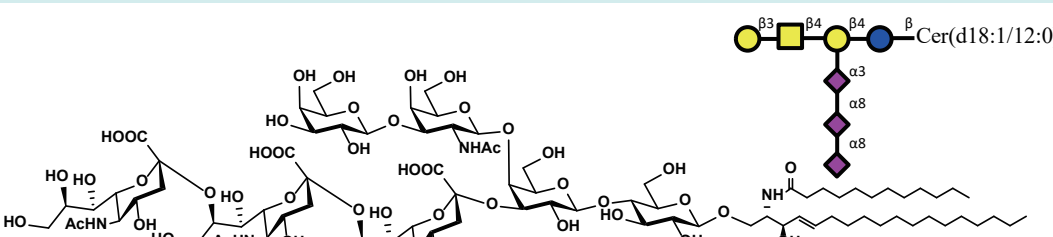
GL-2234 GT1cCer d18:1/12:0 (Galb1,3GalNAcb1,4(Neu5Aca2,8Neu5Aca2,8Neu5Aca2,3)Galb1,4GlcBCeramide)

M.F.: $C_{89}H_{153}N_5O_{47}$

M.W.: 2045.19

CAS No.: N/A

Package: mg , g



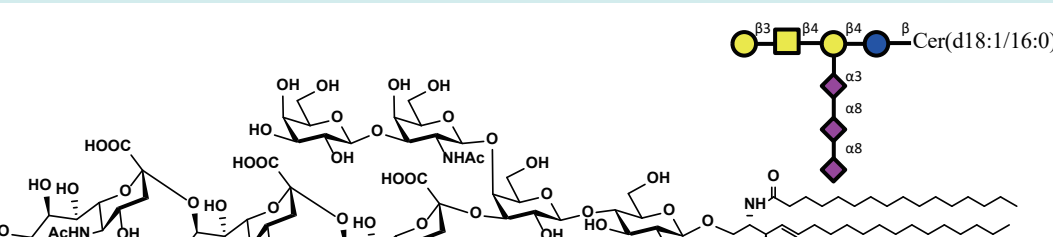
GL-2235 GT1cCer d18:1/16:0 (Galb1,3GalNAcb1,4(Neu5Aca2,8Neu5Aca2,8Neu5Aca2,3)Galb1,4GlcBCeramide)

M.F.: $C_{93}H_{165}N_5O_{47}$

M.W.: 2101.30

CAS No.: N/A

Package: mg , g



Ganglioside series (GT1c)

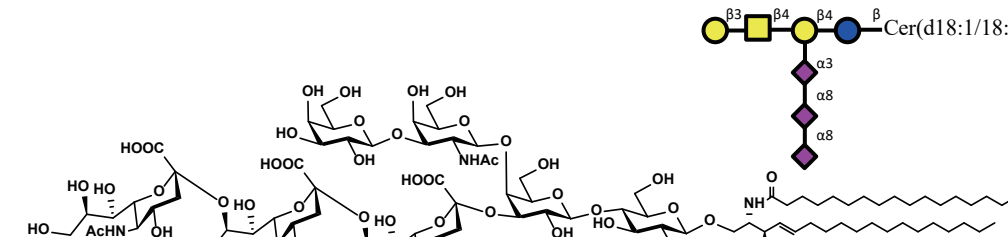
GL-2236 GT1cCer d18:1/18:0 (Galb1,3GalNAcb1,4(Neu5Aca2,8Neu5Aca2,8Neu5Aca2,3)Galb1,4GlcBCeramide)

M.F.: $C_{95}H_{165}N_5O_{47}$

M.W.: 2129.35

CAS No.: N/A

Package: mg , g



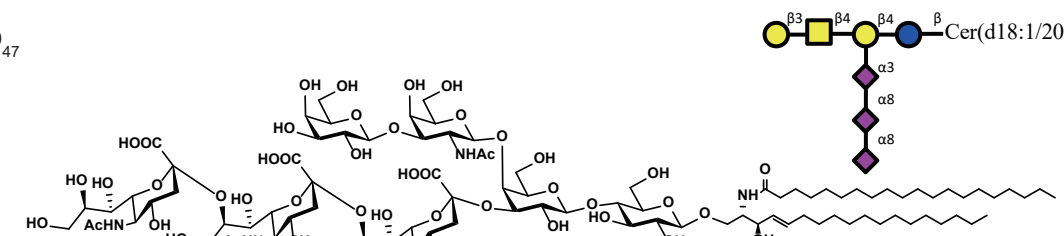
GL-2237 GT1cCer d18:1/20:0 (Galb1,3GalNAcb1,4(Neu5Aca2,8Neu5Aca2,8Neu5Aca2,3)Galb1,4GlcBCeramide)

M.F.: $C_{97}H_{169}N_5O_{47}$

M.W.: 2157.41

CAS No.: N/A

Package: mg , g



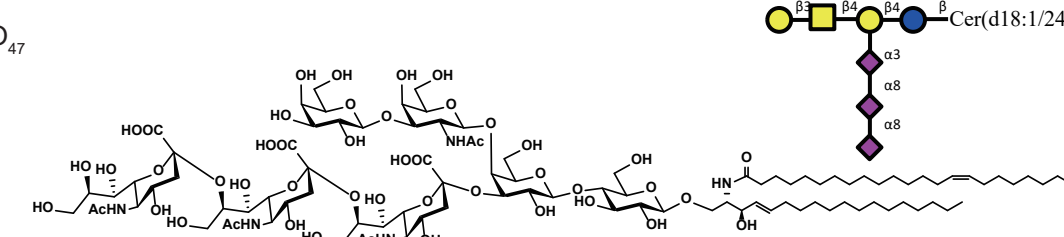
GL-2238 GT1cCer d18:1/24:1 (Galb1,3GalNAcb1,4(Neu5Aca2,8Neu5Aca2,8Neu5Aca2,3)Galb1,4GlcBCeramide)

M.F.: $C_{101}H_{175}N_5O_{47}$

M.W.: 2211.50

CAS No.: N/A

Package: mg , g



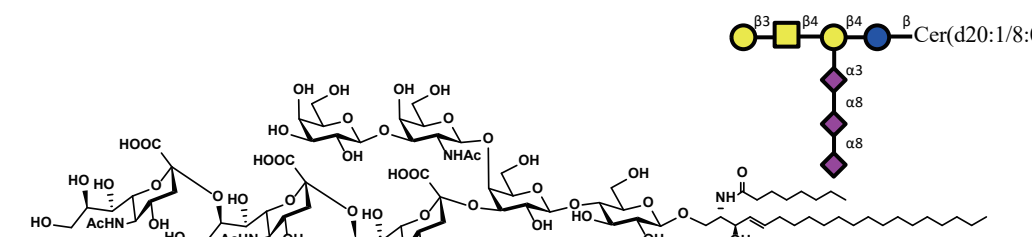
GL-2239 GT1cCer d20:1/8:0 (Galb1,3GalNAcb1,4(Neu5Aca2,8Neu5Aca2,8Neu5Aca2,3)Galb1,4GlcBCeramide)

M.F.: $C_{87}H_{149}N_5O_{47}$

M.W.: 2017.14

CAS No.: N/A

Package: mg , g



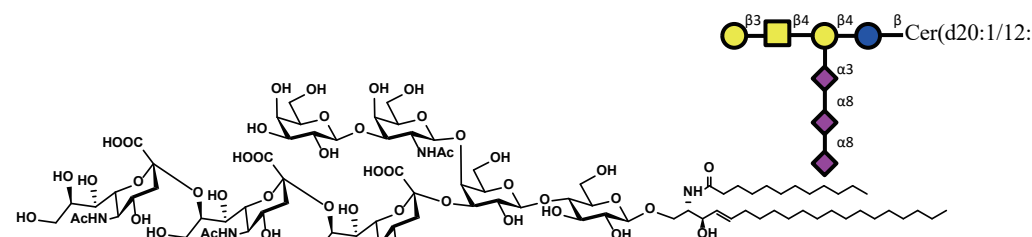
GL-2240 GT1cCer d20:1/12:0 (Galb1,3GalNAcb1,4(Neu5Aca2,8Neu5Aca2,8Neu5Aca2,3)Galb1,4GlcBCeramide)

M.F.: $C_{91}H_{157}N_5O_{47}$

M.W.: 2073.25

CAS No.: N/A

Package: mg , g



Ganglioside series (GT1c)

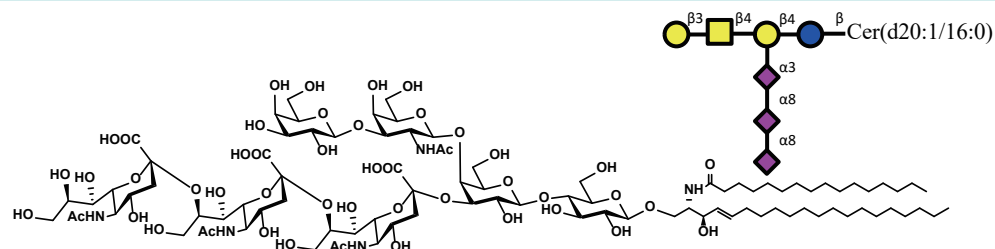
GL-2241 GT1cCer d20:1/16:0 (Galb1,3GalNAcb1,4(Neu5Aca2,8Neu5Aca2,8Neu5Aca2,3)Galb1,4GlcCeramide)

M.F.: $C_{95}H_{165}N_5O_{47}$

M.W.: 2129.35

CAS No.: N/A

Package: mg , g



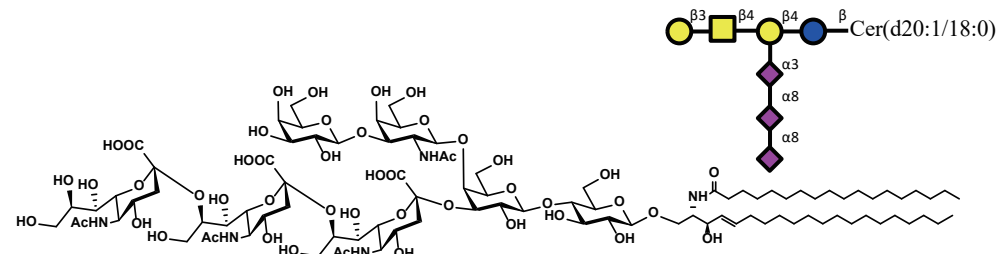
GL-2242 GT1cCer d20:1/18:0 (Galb1,3GalNAcb1,4(Neu5Aca2,8Neu5Aca2,8Neu5Aca2,3)Galb1,4GlcCeramide)

M.F.: $C_{97}H_{169}N_5O_{47}$

M.W.: 2157.41

CAS No.: N/A

Package: mg , g



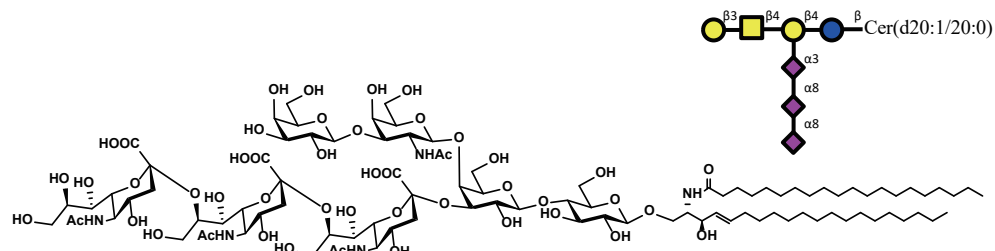
GL-2243 GT1cCer d20:1/20:0 (Galb1,3GalNAcb1,4(Neu5Aca2,8Neu5Aca2,8Neu5Aca2,3)Galb1,4GlcCeramide)

M.F.: $C_{99}H_{173}N_5O_{47}$

M.W.: 2185.46

CAS No.: N/A

Package: mg , g



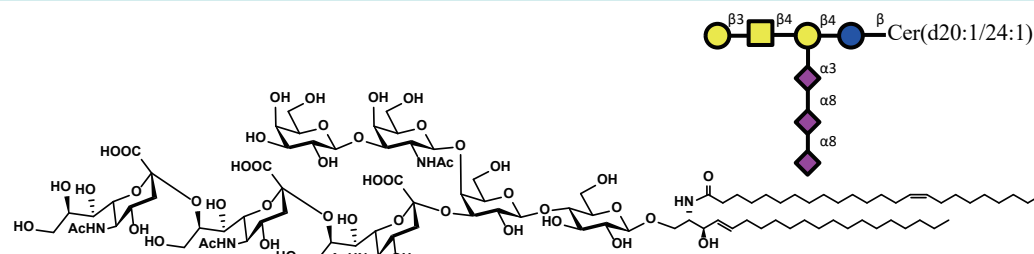
GL-2244 GT1cCer d20:1/24:1 (Galb1,3GalNAcb1,4(Neu5Aca2,8Neu5Aca2,8Neu5Aca2,3)Galb1,4GlcCeramide)

M.F.: $C_{103}H_{179}N_5O_{47}$

M.W.: 2239.55

CAS No.: N/A

Package: mg , g



Ganglioside series (GQ3)

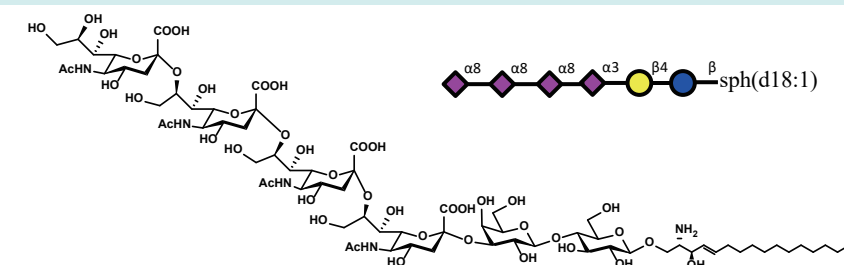
GL-0029 GQ3sph d18:1 (Neu5Aca2,8Neu5Aca2,8Neu5Aca2,8Neu5Aca2,3Galb1,4GlcSphingosine)

M.F.: $C_{74}H_{125}N_5O_{44}$

M.W.: 1788.81

CAS No.: N/A

Package: mg , g



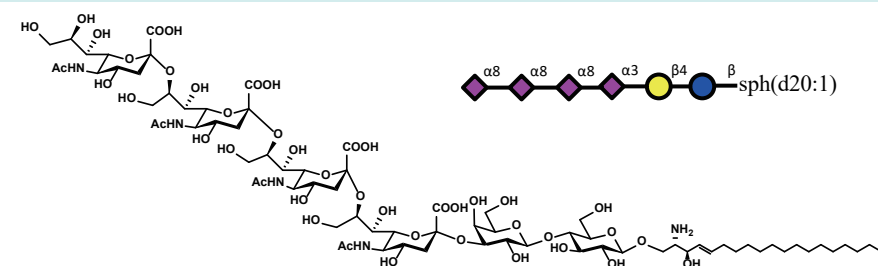
GL-0030 GQ3sph d20:1 (Neu5Aca2,8Neu5Aca2,8Neu5Aca2,8Neu5Aca2,3Galb1,4GlcSphingosine)

M.F.: $C_{76}H_{129}N_5O_{44}$

M.W.: 1816.86

CAS No.: N/A

Package: mg , g



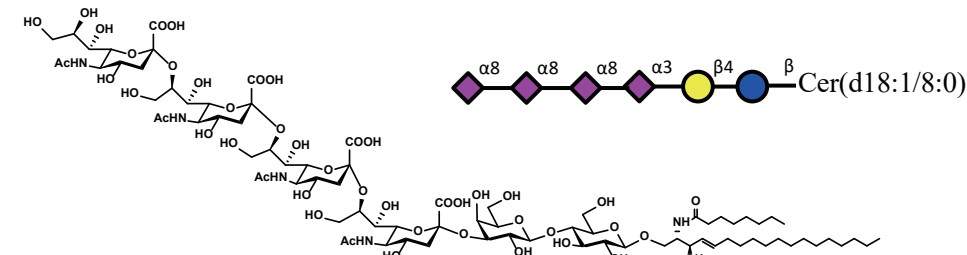
GL-2245 GQ3Cer d18:1/8:0 (Neu5Aca2,8Neu5Aca2,8Neu5Aca2,8Neu5Aca2,3Galb1,4GlcCeramide)

M.F.: $C_{82}H_{139}N_5O_{45}$

M.W.: 1915.00

CAS No.: N/A

Package: mg , g



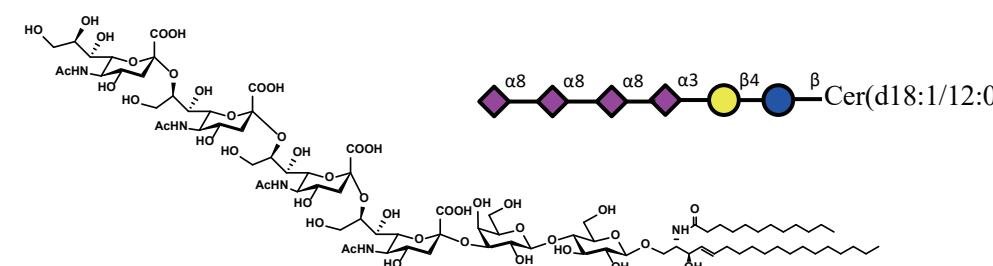
GL-2246 GQ3Cer d18:1/12:0 (Neu5Aca2,8Neu5Aca2,8Neu5Aca2,8Neu5Aca2,3Galb1,4GlcCeramide)

M.F.: $C_{86}H_{147}N_5O_{45}$

M.W.: 1971.11

CAS No.: N/A

Package: mg , g



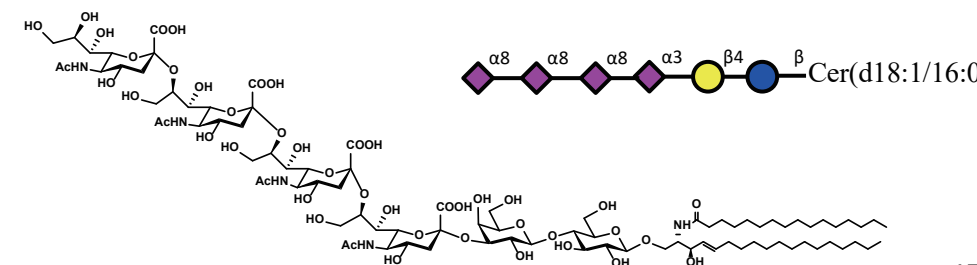
GL-2247 GQ3Cer d18:1/16:0 (Neu5Aca2,8Neu5Aca2,8Neu5Aca2,8Neu5Aca2,3Galb1,4GlcCeramide)

M.F.: $C_{90}H_{155}N_5O_{45}$

M.W.: 2027.22

CAS No.: N/A

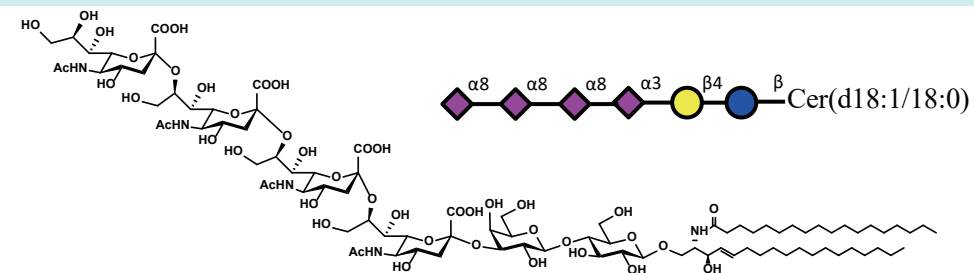
Package: mg , g



Ganglioside series (GQ3)

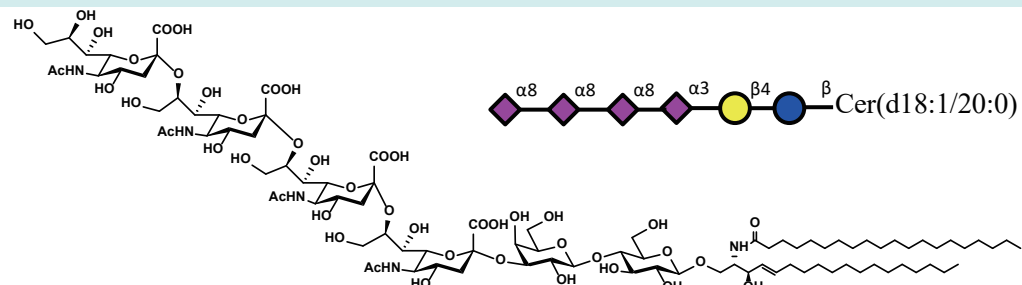
GL-2248 GQ3Cer d18:1/18:0 (Neu5Aca2,8Neu5Aca2,8Neu5Aca2,8Neu5Aca2,3Galb1,4GlcCeramide)

M.F.: C₉₂H₁₅₉N₅O₄₅
M.W.: 2055.27
CAS No.: N/A
Package: mg , g



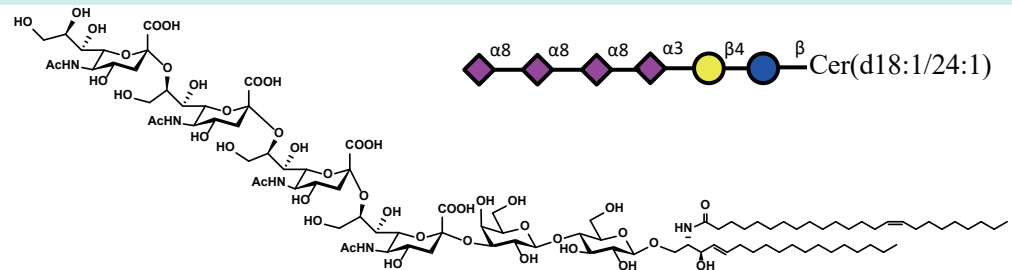
GL-2249 GQ3Cer d18:1/20:0 (Neu5Aca2,8Neu5Aca2,8Neu5Aca2,8Neu5Aca2,3Galb1,4GlcCeramide)

M.F.: C₉₄H₁₆₃N₅O₄₅
M.W.: 2083.33
CAS No.: N/A
Package: mg , g



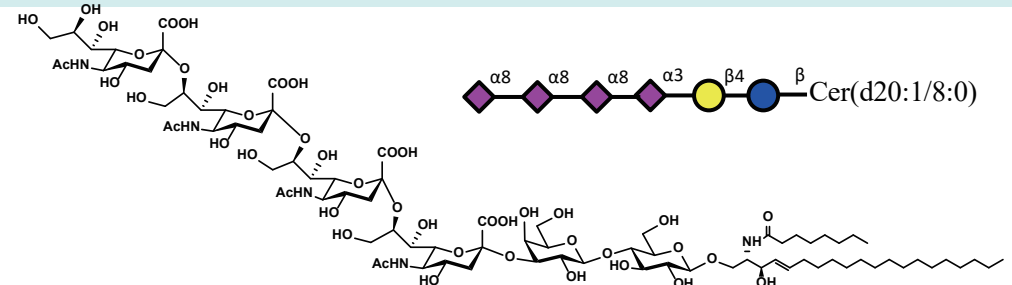
GL-2250 GQ3Cer d18:1/24:1 (Neu5Aca2,8Neu5Aca2,8Neu5Aca2,8Neu5Aca2,3Galb1,4GlcCeramide)

M.F.: C₉₈H₁₆₉N₅O₄₅
M.W.: 2137.42
CAS No.: N/A
Package: mg , g



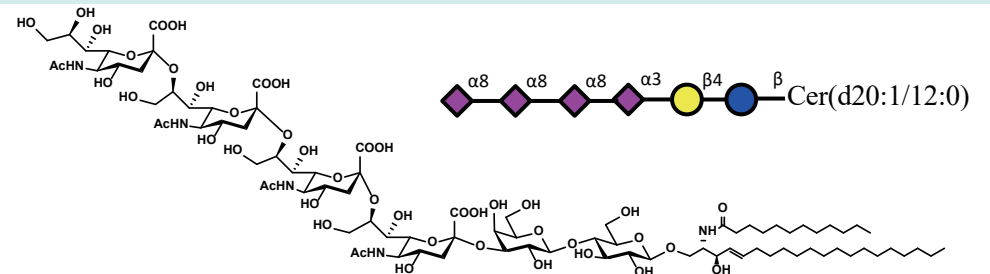
GL-2251 GQ3Cer d20:1/8:0 (Neu5Aca2,8Neu5Aca2,8Neu5Aca2,8Neu5Aca2,3Galb1,4GlcCeramide)

M.F.: C₈₄H₁₄₃N₅O₄₅
M.W.: 1943.06
CAS No.: N/A
Package: mg , g



GL-2252 GQ3Cer d20:1/12:0 (Neu5Aca2,8Neu5Aca2,8Neu5Aca2,8Neu5Aca2,3Galb1,4GlcCeramide)

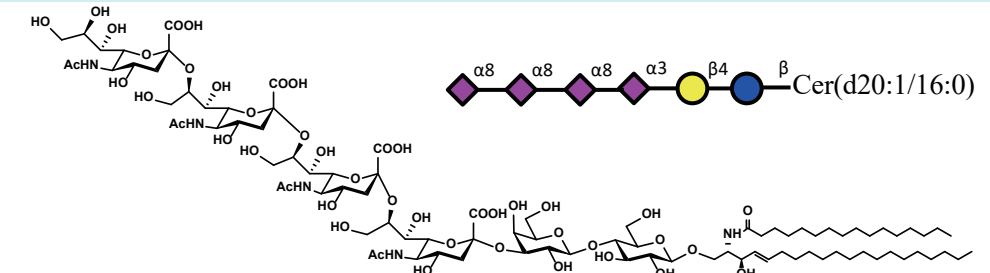
M.F.: C₈₈H₁₅₁N₅O₄₅
M.W.: 1999.17
CAS No.: N/A
Package: mg , g



Ganglioside series (GQ3)

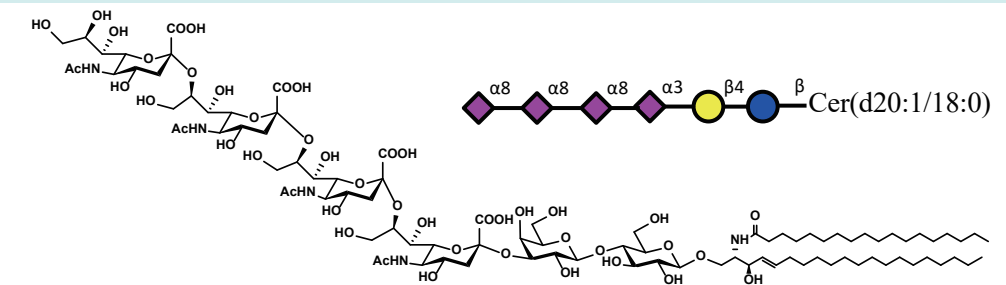
GL-2253 GQ3Cer d20:1/16:0 (Neu5Aca2,8Neu5Aca2,8Neu5Aca2,8Neu5Aca2,3Galb1,4GlcCeramide)

M.F.: C₉₂H₁₅₉N₅O₄₅
M.W.: 2055.27
CAS No.: N/A
Package: mg , g



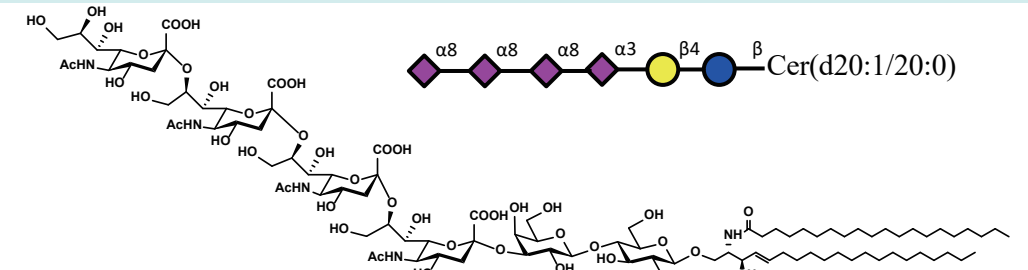
GL-2254 GQ3Cer d20:1/18:0 (Neu5Aca2,8Neu5Aca2,8Neu5Aca2,8Neu5Aca2,3Galb1,4GlcCeramide)

M.F.: C₉₄H₁₆₃N₅O₄₅
M.W.: 2083.33
CAS No.: N/A
Package: mg , g



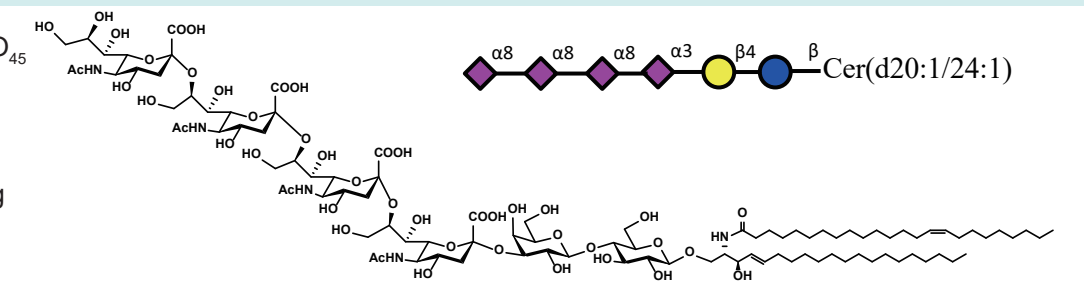
GL-2255 GQ3Cer d20:1/20:0 (Neu5Aca2,8Neu5Aca2,8Neu5Aca2,8Neu5Aca2,3Galb1,4GlcCeramide)

M.F.: C₉₆H₁₆₇N₅O₄₅
M.W.: 2111.38
CAS No.: N/A
Package: mg , g



GL-2256 GQ3Cer d20:1/24:1 (Neu5Aca2,8Neu5Aca2,8Neu5Aca2,8Neu5Aca2,3Galb1,4GlcCeramide)

M.F.: C₁₀₀H₁₇₃N₅O₄₅
M.W.: 2165.47
CAS No.: N/A
Package: mg , g



硫化物系列

硫苷脂在神经系统中含量丰富，参与髓磷脂的构成。髓磷脂对神经元起到保护和绝缘的作用，所以脑硫脂代谢缺陷会损害感官、行为、认知等功能，与AD、PD等相关。脑硫脂在肾脏，胃肠道以及红细胞，血小板和粒细胞的膜中也有发现，可能参与肿瘤、糖尿病和一些免疫疾病(如多发性硬化症) [*]。

参考文献：

[*]Jarosław Suchański, et al. 2016 May 9;70:489-504.

GSLA-0001 Mono-sulfo-GalactosylbCeramide(d18:1/12:0)

M.F.: $C_{35}H_{70}N_2O_{11}S$
M.W.: 727.01
CAS No.: 852043-39-1
Package: mg , g

3S β -Cer(d18:1/12:0)

GSLA-0002 Mono-sulfo-GalactosylbCeramide(d18:1/18:0)

M.F.: $C_{41}H_{82}N_2O_{11}S$
M.W.: 811.17
CAS No.: 2260670-26-4/2260270-28-6
Package: mg , g

3S β -Cer(d18:1/18:0)

GSLA-0003 Mono-sulfo-GalactosylbCeramide(d18:1/24:1)

M.F.: $C_{47}H_{92}N_2O_{11}S$
M.W.: 893.32
CAS No.: 1246355-69-0
Package: mg , g

3S β -Cer(d18:1/24:1)

GSLA-0004 Mono-sulfo-GalactosylbCeramide(d18:1/24:0)

M.F.: $C_{47}H_{94}N_2O_{11}S$
M.W.: 895.33
CAS No.: 1246304-32-4
Package: mg , g

3S β -Cer(d18:1/24:0)

Sulfatide series

GSLA-0005 Di-sulfo-GalactosylbCeramide(d18:1/12:0)

M.F.: $C_{35}H_{70}N_2O_{11}S$
M.W.: 727.01
CAS No.: 852043-40-4
Package: mg , g

3S β -Cer(d18:1/12:0)

GSLA-0006 Mono-sulfo-GalactosylbCeramide(d18:1/17:0)

M.F.: $C_{40}H_{80}N_2O_{11}S$
M.W.: 797.14
CAS No.: 1246303-23-0
Package: mg , g

3S β -Cer(d18:1/17:0)

GSLA-0007 Mono-sulfo-GalactosylaCeramide(d18:1/24:1)

M.F.: $C_{47}H_{92}N_2O_{11}S$
M.W.: 893.32
CAS No.: 2260670-38-8
Package: mg , g

3S α -Cer(d18:1/24:1)

生物素修饰系列

生物素修饰鞘糖脂有利于检测鞘糖脂与毒素、病原体、细胞等情况，甚至可追踪其细胞内代谢情况。例如:GM1-Biotin被大鼠神经母细胞瘤细胞B104和人神经母细胞癌细胞SHSY5Y摄取后，可通过免疫电子显微镜研究它们在溶体膜内的内吞和分布，且可在细胞溶酶体中代谢为GM2-Biotin与GM3-Biotin[*]。

参考文献:

[*] Bernd Albrecht, et al. Chemistry and Physics of Lipids, Volume 86, Issue 1, 1997, Pages 37-50.

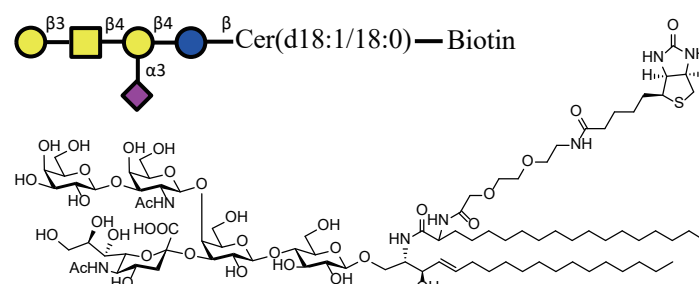
GS LA-1001 GM1aCer d18:1/18:0-Biotin (Galb1,3GalNAcb1,4(Neu5Aca2,3)Galb1,4GlcCeramide-Biotin)

M.F.: $C_{89}H_{157}N_7O_{36}S$

M.W.: 1933.31

CAS No.: 2770684-25-6

Package: mg , g



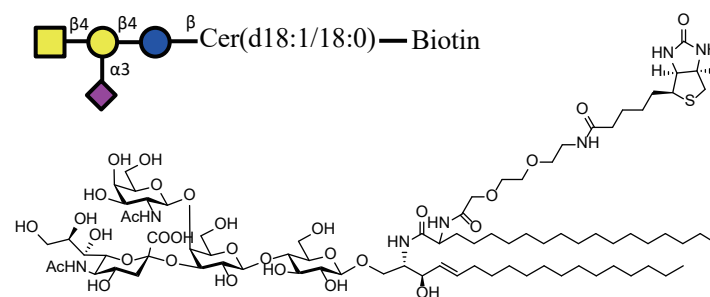
GS LA-1002 GM2Cer d18:1/18:0-Biotin (GalNAcb1,4(Neu5Aca2,3)Galb1,4GlcCeramide-Biotin)

M.F.: $C_{83}H_{147}N_7O_{31}S$

M.W.: 1771.17

CAS No.: N/A

Package: mg , g



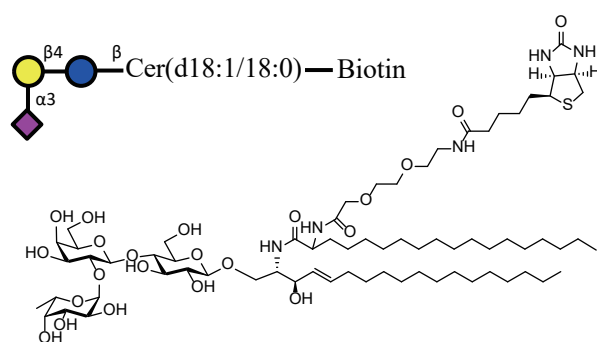
GS LA-1003 GM3Cer d18:1/18:0-Biotin ((Neu5Aca2,3)Galb1,4GlcCeramide-Biotin)

M.F.: $C_{70}H_{127}N_5O_{22}S$

M.W.: 1422.86

CAS No.: N/A

Package: mg , g



Biotin modification series

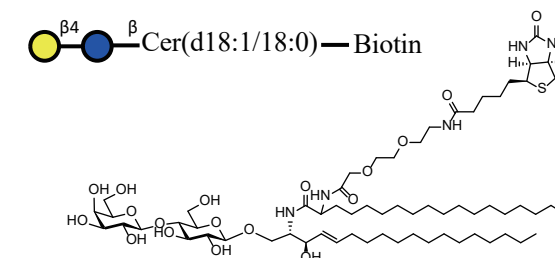
GS LA-1004 LacCer d18:1/18:0-Biotin (Galb1,4GlcCeramide-Biotin)

M.F.: $C_{64}H_{117}N_5O_{18}S$

M.W.: 1276.72

CAS No.: N/A

Package: mg , g



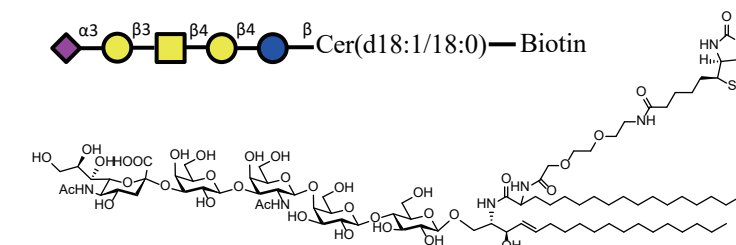
GS LA-1005 GM1bCer d18:1/18:0-Biotin ((Neu5Aca2,3)Galb1,3GalNAcb1,4Galb1,4GlcCeramide-Biotin)

M.F.: $C_{89}H_{157}N_7O_{36}S$

M.W.: 1933.31

CAS No.: N/A

Package: mg , g



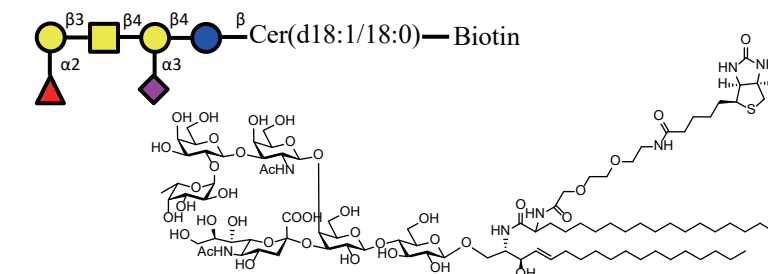
GS LA-1006 FucGM1Cer d18:1/18:0-Biotin ((Fuca1,2)Galb1,3GalNAcb1,4(Neu5Aca2,3)Galb1,4GlcCeramide-Biotin)

M.F.: $C_{95}H_{167}N_7O_{40}S$

M.W.: 2079.45

CAS No.: N/A

Package: mg , g



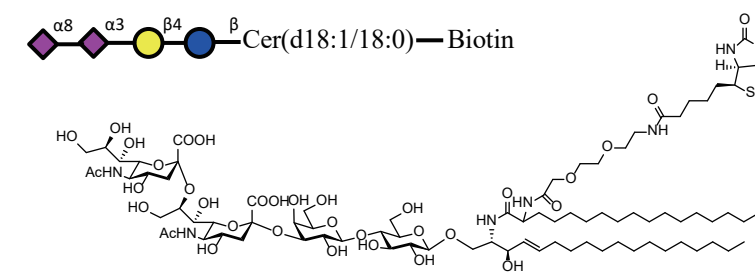
GS LA-1007 GD3Cer d18:1/18:0-Biotin (Neu5Aca2,8Neu5Aca2,3Galb1,4GlcCeramide-Biotin)

M.F.: $C_{86}H_{151}N_7O_{34}S$

M.W.: 1859.23

CAS No.: N/A

Package: mg , g



Biotin modification series

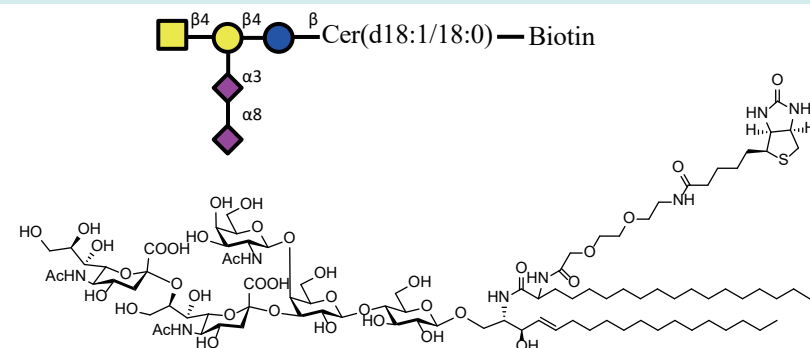
GS LA-1008 GD2Cer d18:1/18:0-Biotin (GalNAcb1,4(Neu5Aca2,8Neu5Aca2,3)Galb1,4GlcCeramide-Biotin)

M.F.: $C_{94}H_{164}N_8O_{39}S$

M.W.: 2062.42

CAS No.: N/A

Package: mg , g



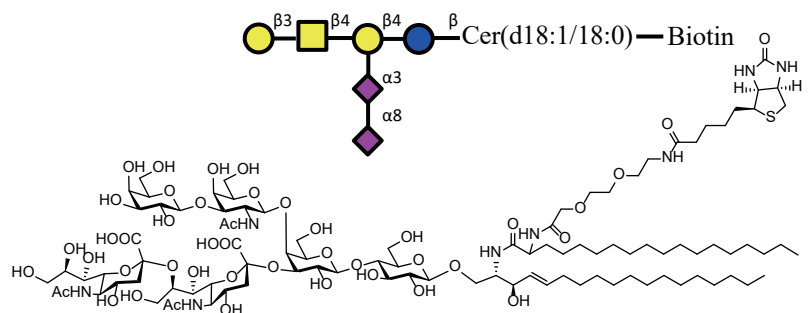
GS LA-1009 GD1bCer d18:1/18:0-Biotin (Galb1,3GalNAcb1,4(Neu5Aca2,8Neu5Aca2,3)Galb1,4GlcCeramide-Biotin)

M.F.: $C_{100}H_{174}N_8O_{44}S$

M.W.: 2224.56

CAS No.: N/A

Package: mg , g



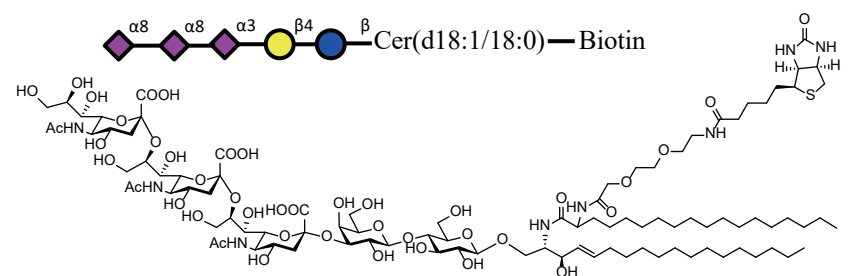
GS LA-1010 GT3Cer d18:1/18:0-Biotin (Neu5Aca2,8Neu5Aca2,8Neu5Aca2,3Galb1,4GlcCeramide-Biotin)

M.F.: $C_{97}H_{168}N_8O_{42}S$

M.W.: 2150.49

CAS No.: N/A

Package: mg , g



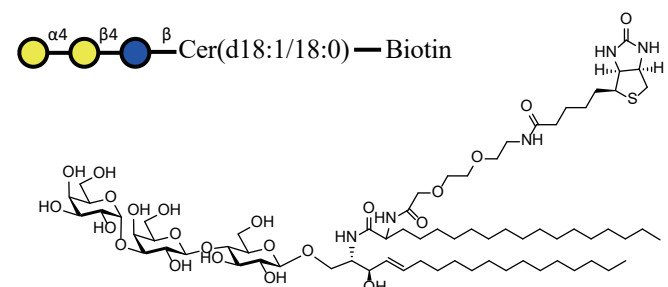
GS LA-1011 GB3Cer d18:1/18:0-Biotin (Gala1,4Galb1,4GlcCeramide-Biotin)

M.F.: $C_{70}H_{127}N_5O_{23}S$

M.W.: 1438.86

CAS No.: N/A

Package: mg , g



Biotin modification series

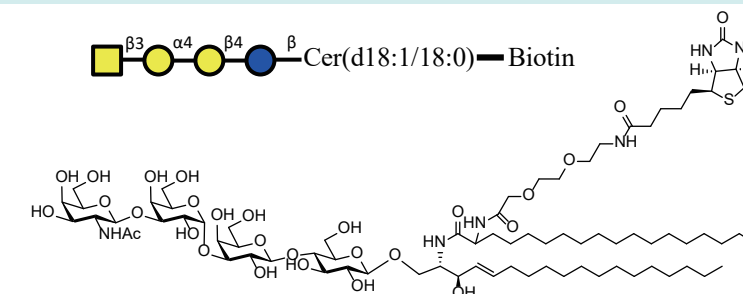
GS LA-1012 GB4Cer d18:1/18:0-Biotin (GalNAcb1,3Gala1,4Galb1,4GlcCeramide-Biotin)

M.F.: $C_{78}H_{140}N_6O_{28}S$

M.W.: 1642.05

CAS No.: N/A

Package: mg , g



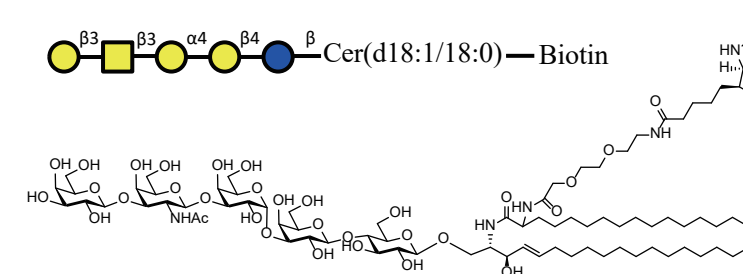
GS LA-1013 GB5Cer d18:1/18:0-Biotin (Galb1,3GalNAcb1,3Gala1,4Galb1,4GlcCeramide-Biotin)

M.F.: $C_{84}H_{150}N_6O_{33}S$

M.W.: 1804.19

CAS No.: N/A

Package: mg , g



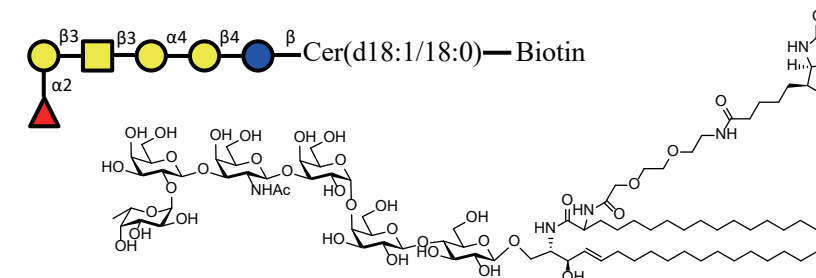
GS LA-1014 GloboHCer d18:1/18:0-Biotin ((Fuca1,2)Galb1,3GalNAcb1,3Gala1,4Galb1,4GlcCeramide-Biotin)

M.F.: $C_{90}H_{160}N_6O_{37}S$

M.W.: 1950.34

CAS No.: N/A

Package: mg , g



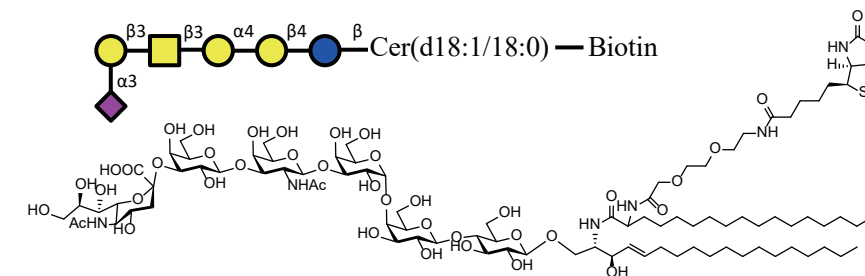
GS LA-1015 SSEA-4 d18:1/18:0-Biotin ((Neu5Aca2,3)Galb1,3GalNAcb1,3Gala1,4Galb1,4GlcCeramide-Biotin)

M.F.: $C_{95}H_{167}N_7O_{41}S$

M.W.: 2095.45

CAS No.: N/A

Package: mg , g



Biotin modification series

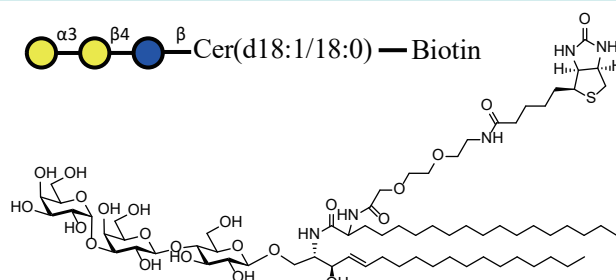
GSLA-1016 iGB3Cer d18:1/18:0-Biotin (Gala1,3Galb1,4GlcCeramide-Biotin)

M.F.: $C_{70}H_{127}N_5O_{23}S$

M.W.: 1438.86

CAS No.: N/A

Package: mg , g



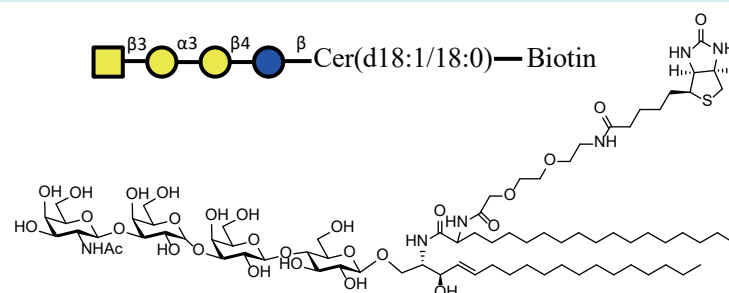
GSLA-1017 iGB4Cer d18:1/18:0-Biotin (GalNAcb1,3Gala1,3Galb1,4GlcCeramide-Biotin)

M.F.: $C_{78}H_{140}N_6O_{28}S$

M.W.: 1642.05

CAS No.: N/A

Package: mg , g



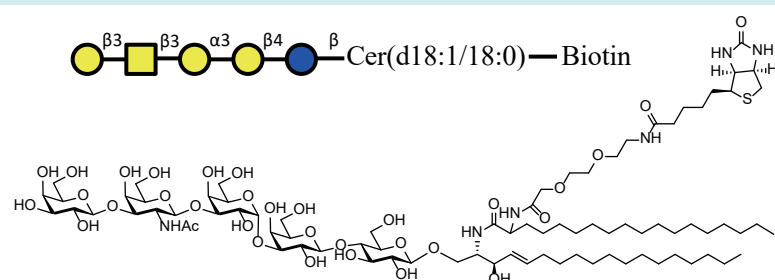
GSLA-1018 iGB5Cer d18:1/18:0-Biotin (Galb1,3GalNAcb1,3Gala1,3Galb1,4GlcCeramide-Biotin)

M.F.: $C_{84}H_{150}N_6O_{33}S$

M.W.: 1804.19

CAS No.: N/A

Package: mg , g



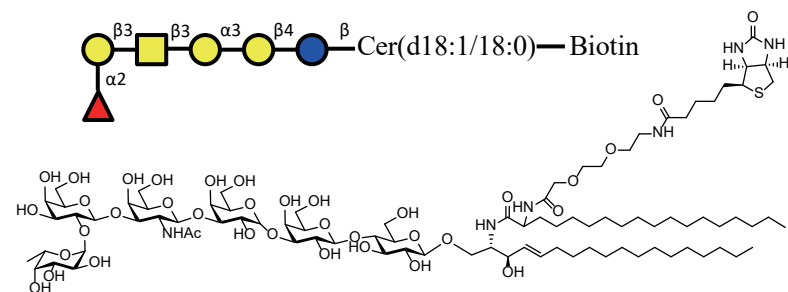
GSLA-1019 iGloboHCer d18:1/18:0-Biotin ((Fuca1,2)Galb1,3GalNAcb1,3Gala1,3Galb1,4GlcCeramide-Biotin)

M.F.: $C_{90}H_{160}N_6O_{37}S$

M.W.: 1950.34

CAS No.: N/A

Package: mg , g



Biotin modification series

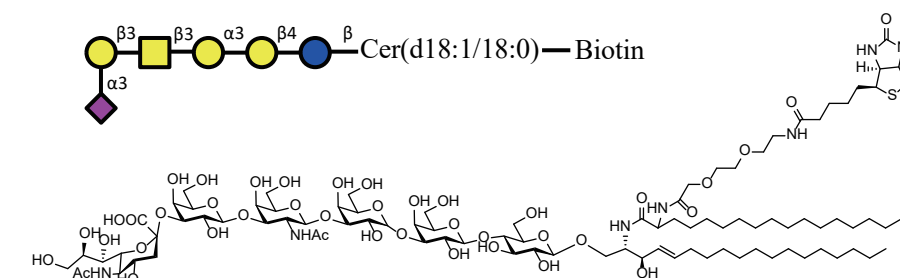
GSLA-1020 Sialyl-iGB5Cer d18:1/18:0-Biotin ((Neu5Aca2,3)Galb1,3GalNAcb1,3Gala1,3Galb1,4GlcCeramide-Biotin)

M.F.: $C_{95}H_{167}N_7O_{41}S$

M.W.: 2095.45

CAS No.: N/A

Package: mg , g



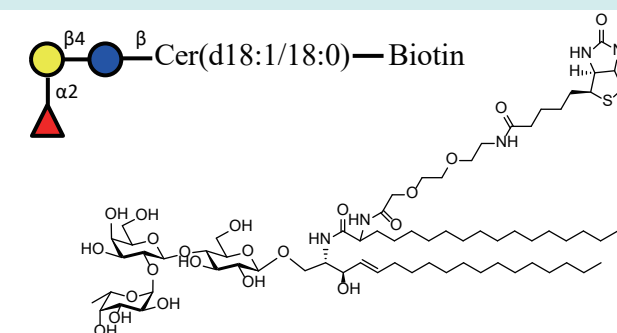
GSLA-1021 H-Antigen-Cer d18:1/18:0-Biotin ((Fuca1,2)Galb1,4GlcCeramide-Biotin)

M.F.: $C_{70}H_{127}N_5O_{22}S$

M.W.: 1422.86

CAS No.: N/A

Package: mg , g



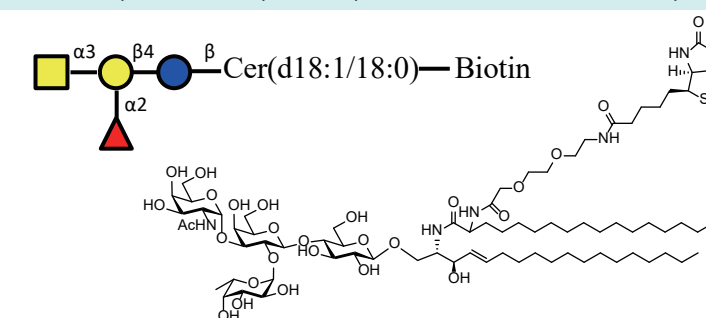
GSLA-1022 A-Antigen-Cer d18:1/18:0-Biotin (GalNAca1,3(Fuca1,2)Galb1,4GlcCeramide-Biotin)

M.F.: $C_{78}H_{140}N_6O_{27}S$

M.W.: 1626.05

CAS No.: N/A

Package: mg , g



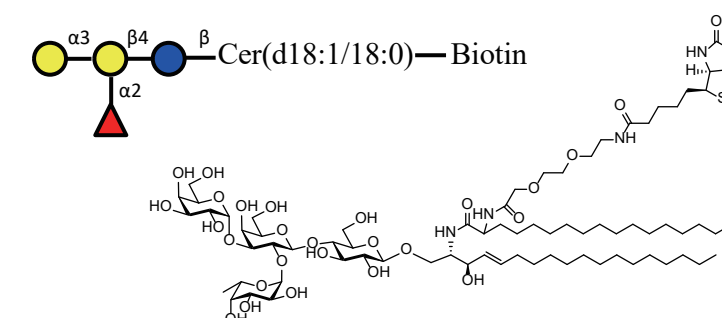
GSLA-1023 B-Antigen-Cer d18:1/18:0-Biotin (Gala1,3(Fuca1,2)Galb1,4GlcCeramide-Biotin)

M.F.: $C_{76}H_{137}N_5O_{27}S$

M.W.: 1585.00

CAS No.: N/A

Package: mg , g



Biotin modification series

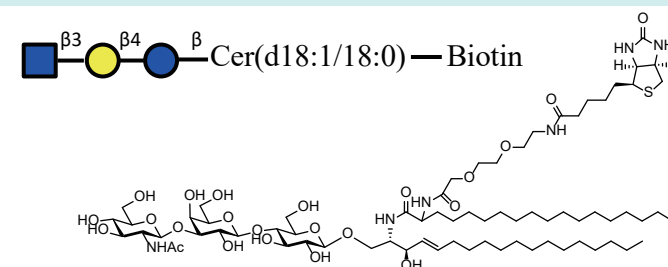
GSLA-1024 Lc3Cer d18:1/18:0-Biotin (GlcNAc1,3Galb1,4GlcCeramide-Biotin)

M.F.: $C_{72}H_{130}N_6O_{23}S$

M.W.: 1479.91

CAS No.: N/A

Package: mg , g



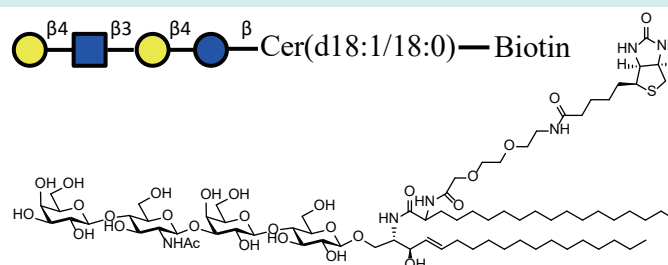
GSLA-1025 nLc4Cer d18:1/18:0-Biotin (Galb1,4GlcNAc1,3Galb1,4GlcCeramide-Biotin)

M.F.: $C_{78}H_{140}N_6O_{28}S$

M.W.: 1642.05

CAS No.: N/A

Package: mg , g



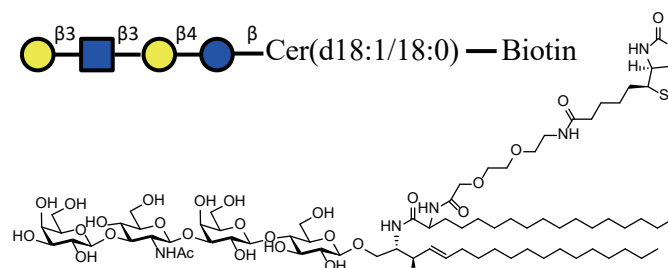
GSLA-1026 Lc4Cer d18:1/18:0-Biotin (Galb1,3GlcNAc1,3Galb1,4GlcCeramide-Biotin)

M.F.: $C_{78}H_{140}N_6O_{28}S$

M.W.: 1642.05

CAS No.: N/A

Package: mg , g



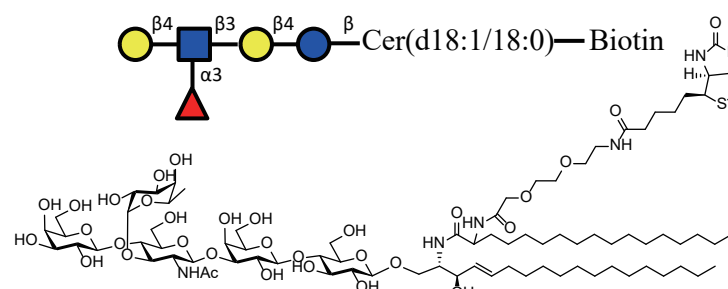
GSLA-1027 LewisxCer d18:1/18:0-Biotin (Galb1,4(Fuca1,3)GlcNAc1,3Galb1,4GlcCeramide-Biotin)

M.F.: $C_{84}H_{150}N_6O_{32}S$

M.W.: 1788.19

CAS No.: N/A

Package: mg , g



Biotin modification series

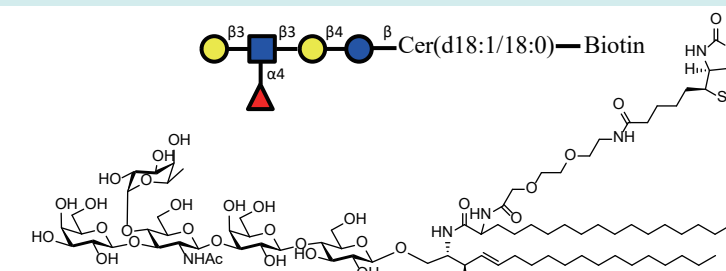
GSLA-1028 LewisCer d20:1/24:1-Biotin (Galb1,3(Fuca1,4)GlcNAc1,3Galb1,4GlcCeramide-Biotin)

M.F.: $C_{84}H_{150}N_6O_{32}S$

M.W.: 1788.19

CAS No.: N/A

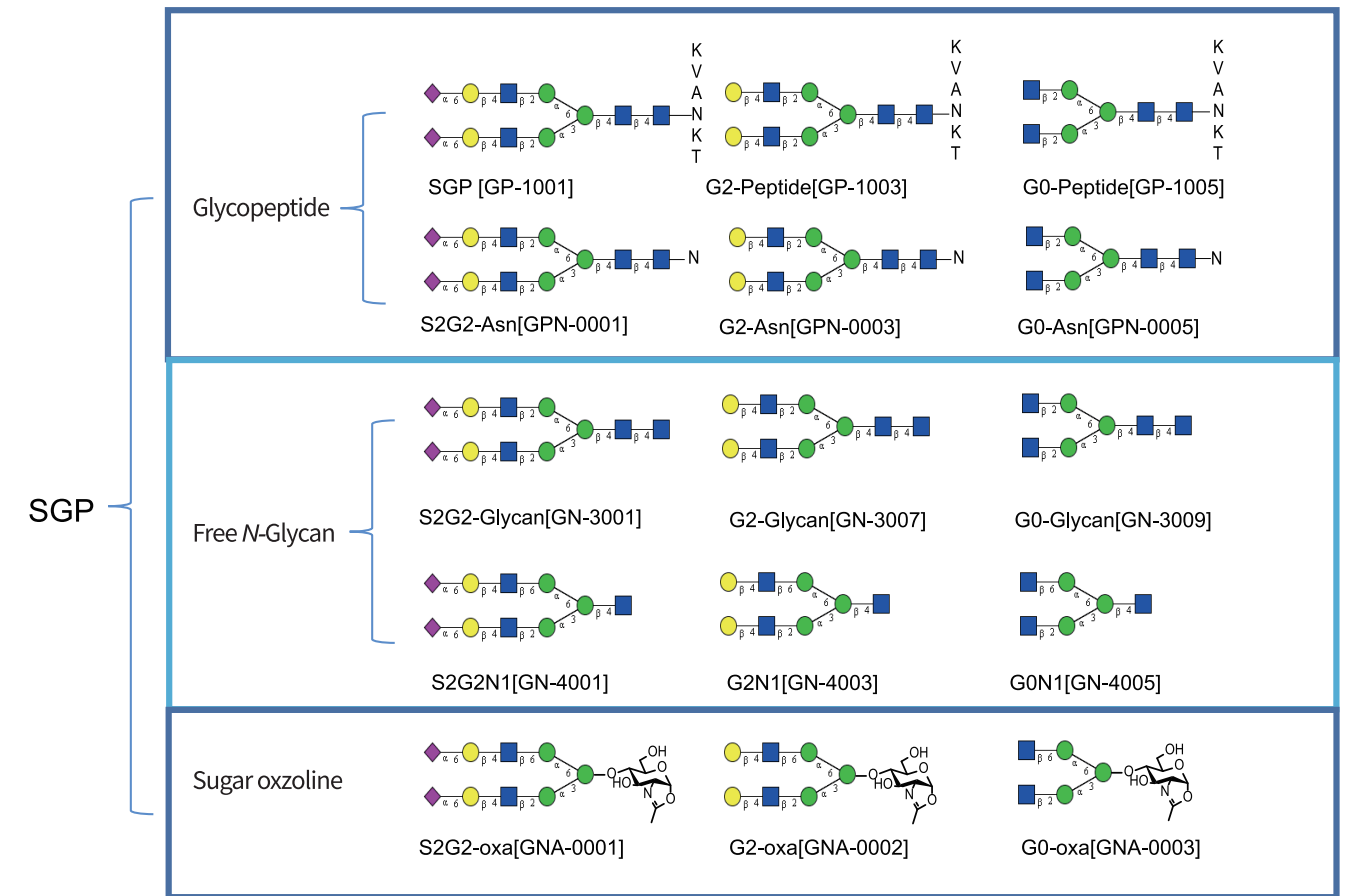
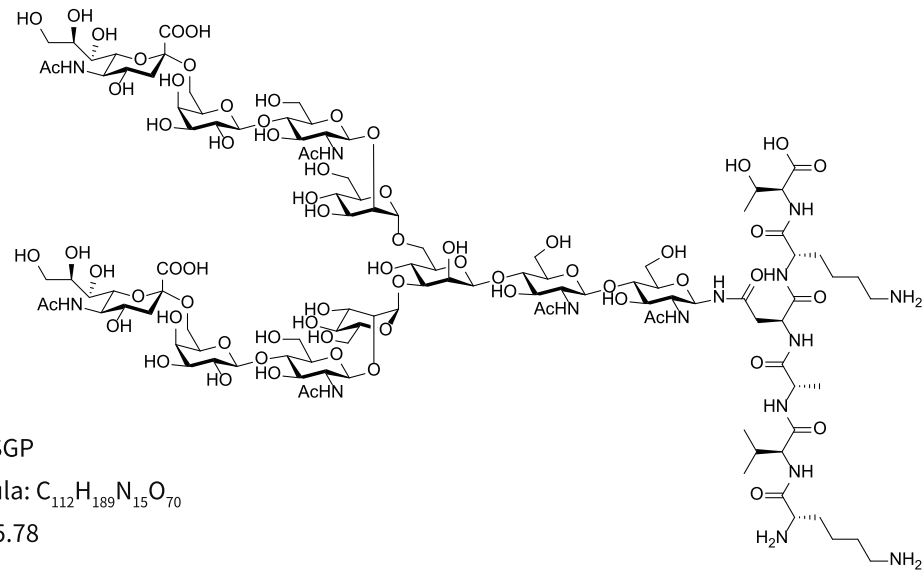
Package: mg , g



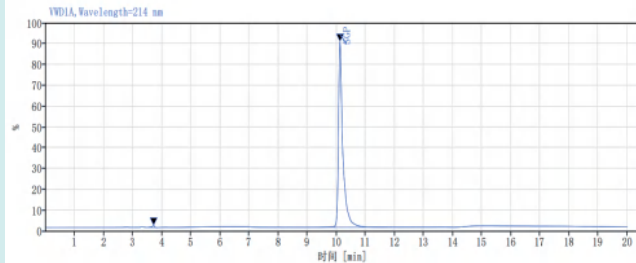
SGP及N糖衍生物

SGP及应用介绍

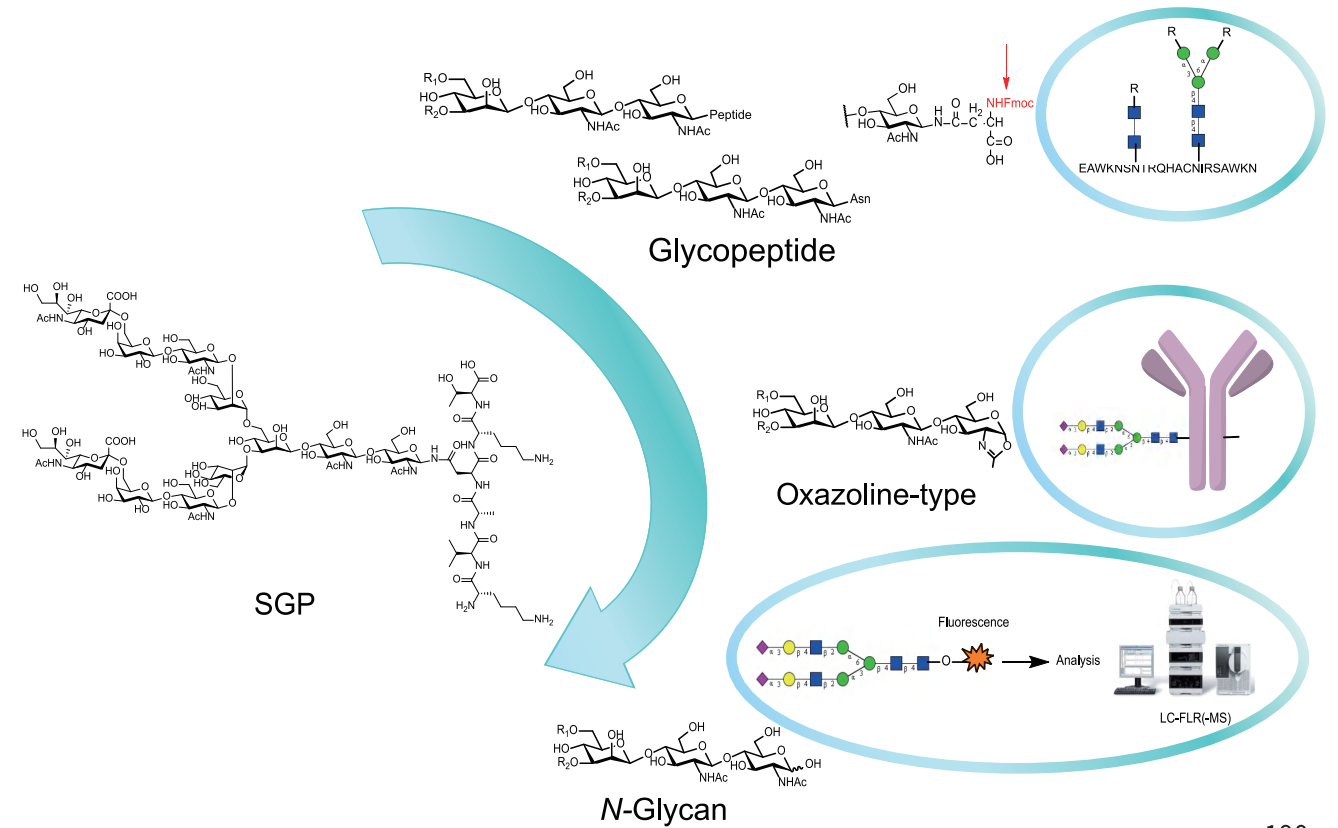
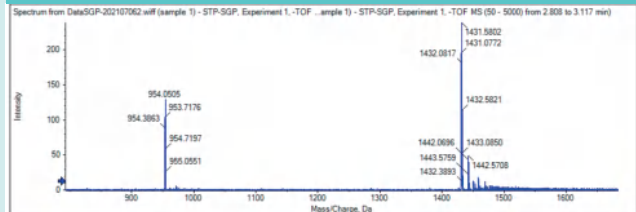
SGP(唾液酸糖肽)是从鸡蛋黄中提取的一种双天线唾液酸化糖肽。糖智药业从提取、纯化到检测等技术,突破了SGP从克级到百克级的生产与纯化难点,加速了其从科研实验室到工业化的应用。SGP为起始原料,通过酶的作用不仅可以获得多样化的N-糖链,其衍生或修饰结构在糖肽、糖蛋白、ADC药物等领域的应用越来越火热。



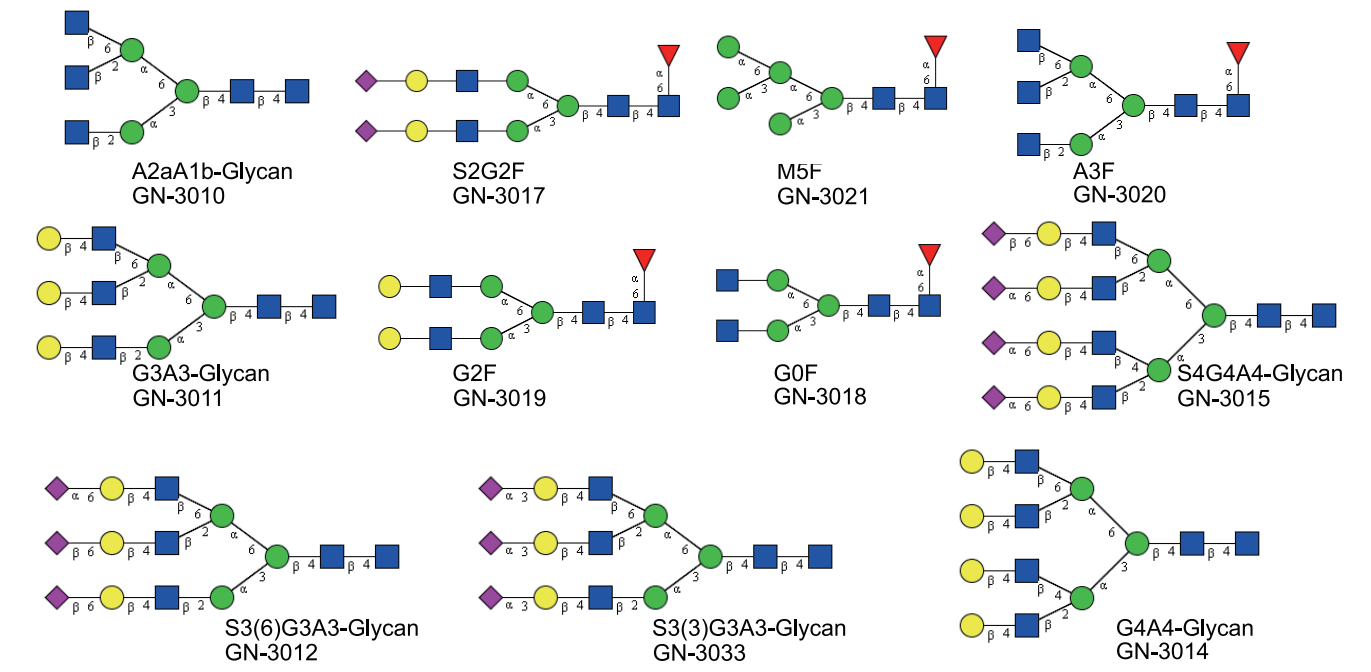
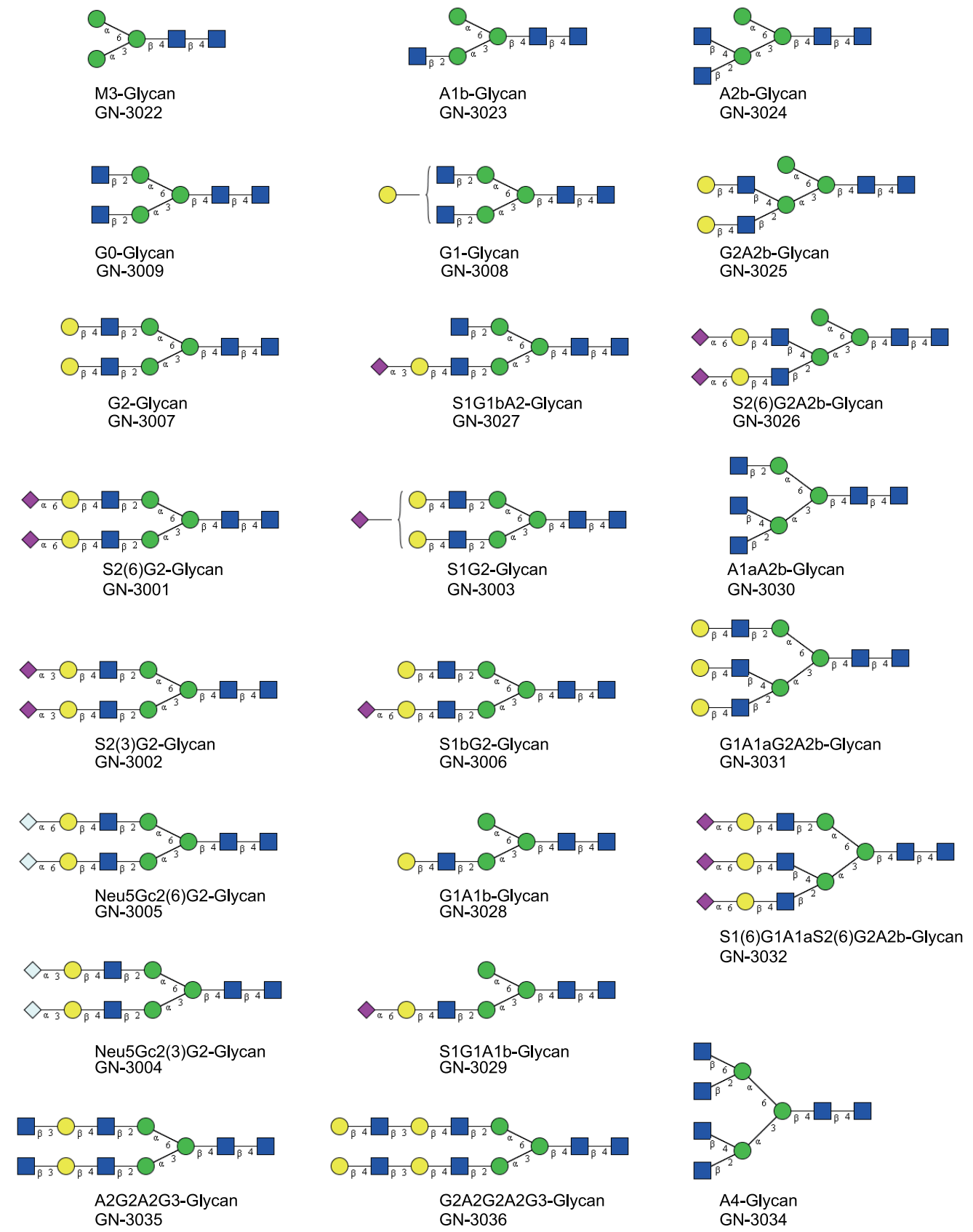
糖智自产SGP高效液相色谱检测谱图



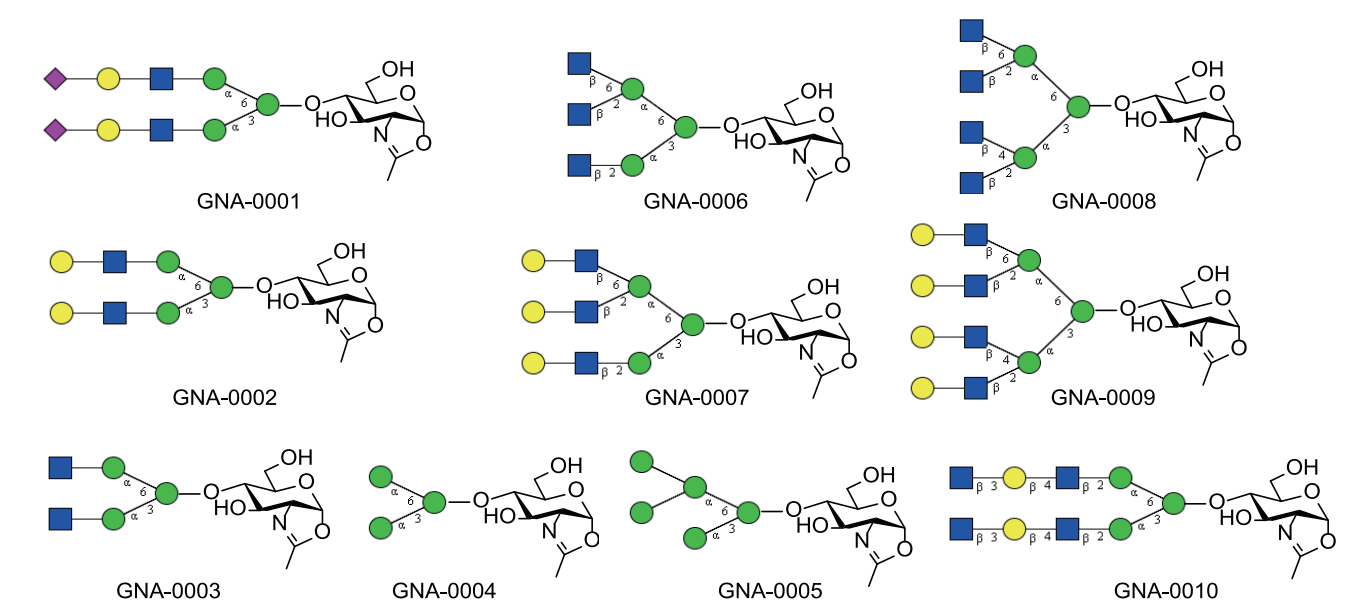
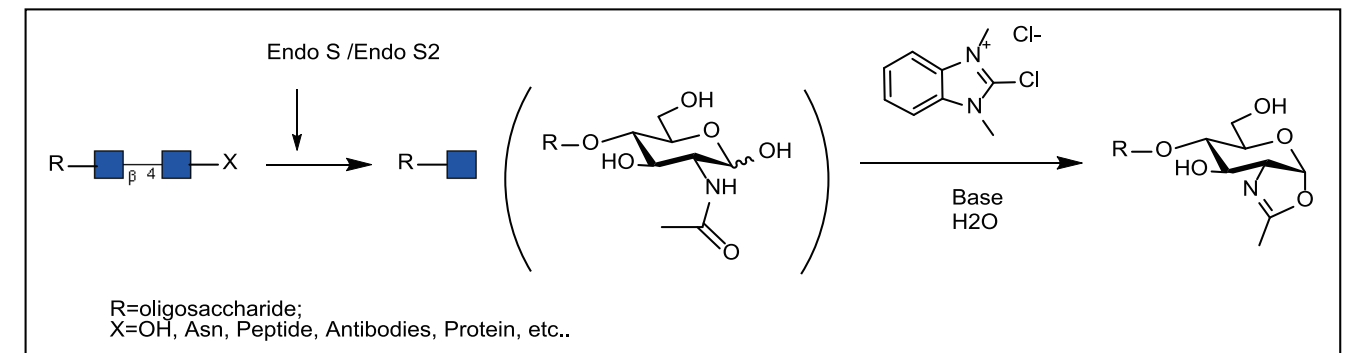
糖智自产SGP质谱谱图



N-Glycan



Oxazoline



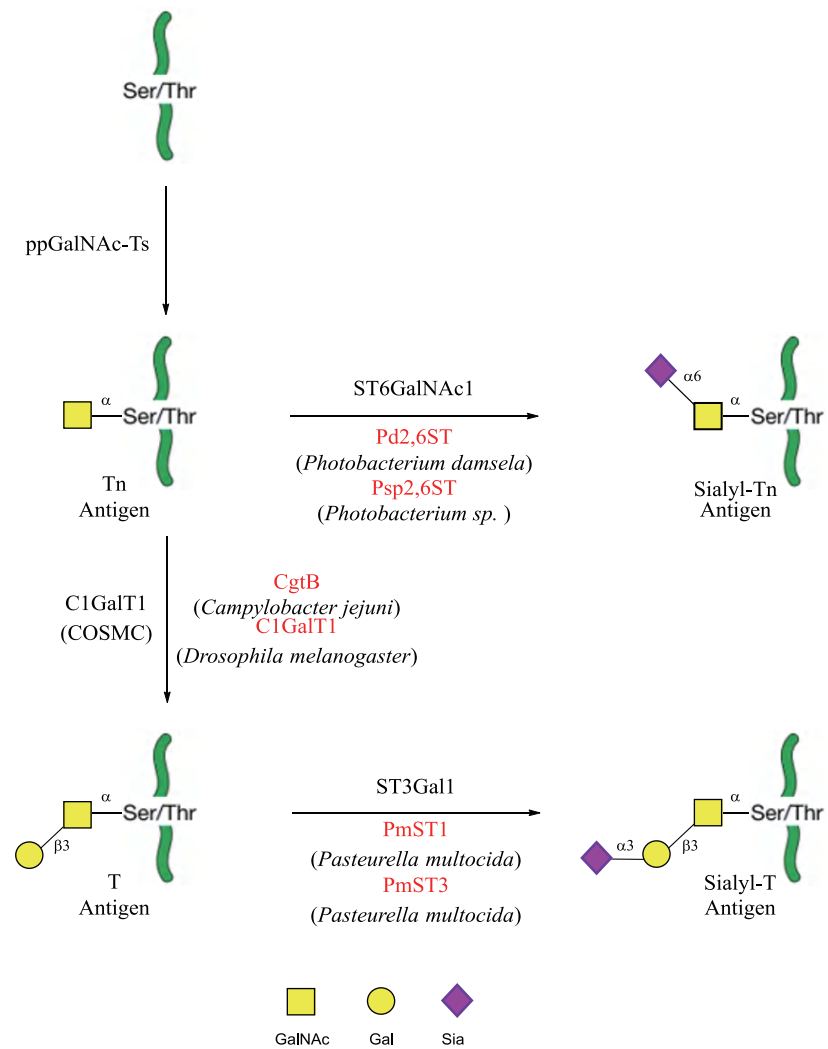
糖肽

糖肽是一类寡糖与多肽相结合的大分子化合物, 连键的主要类型有两种: 1. N-糖肽键; 2. O-糖肽键。

糖肽在糖类药物研发, 如糖肽类抗生素和抗肿瘤疫苗的研发中有重要应用。经过几十年的发展, 多肽的合成技术目前已经十分成熟, 寡糖的合成在最近几年也取得了进展。然而关于糖肽的合成, 仍然是极具挑战的难题。

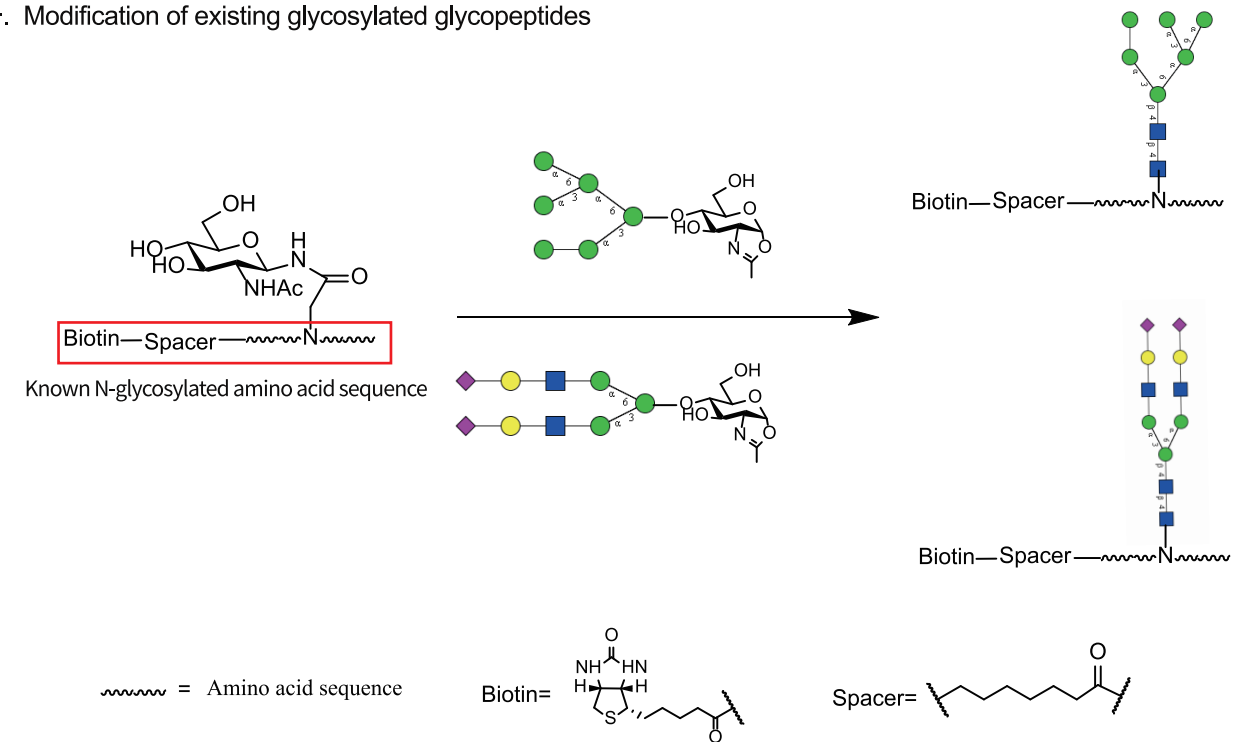
糖肽通常位于糖蛋白核心结构区域, 由糖基与肽链通过一定的连接方式组成。糖基与多肽相连的共价键主要有两种, 一种是N-连接糖肽, 以天冬酰胺的侧链酰胺基与糖基通过一个 β -N-糖苷键相连接, 以 α -构型相连的较少见; 另一种是O-连接糖肽, 即糖与肽链之间通过O-糖苷键相连, 有 α -和 β -两种构型, 氨基酸残基通常是丝氨酸或苏氨酸, 也有酪氨酸, 4-或5-羟赖氨酸和4-羟苯基甘氨酸等。糖肽中的O-或N-糖苷键, 也是缩醛结构, 因此具有缩醛的酸化学敏感性, 遇到酸会被切断或发生端基异构化; 此外, O-糖苷键对碱也较敏感, 中等强度的碱就可以引起糖的 β -消除反应而合糖肽分解。强亲核试剂也会切断糖苷键或使其异构化。因此进行糖肽合成时, 就必须选择温和的保护及去保护条件、温和的缩合及糖链、肽链延长的方法。

Synthesis of O-Glycopeptides

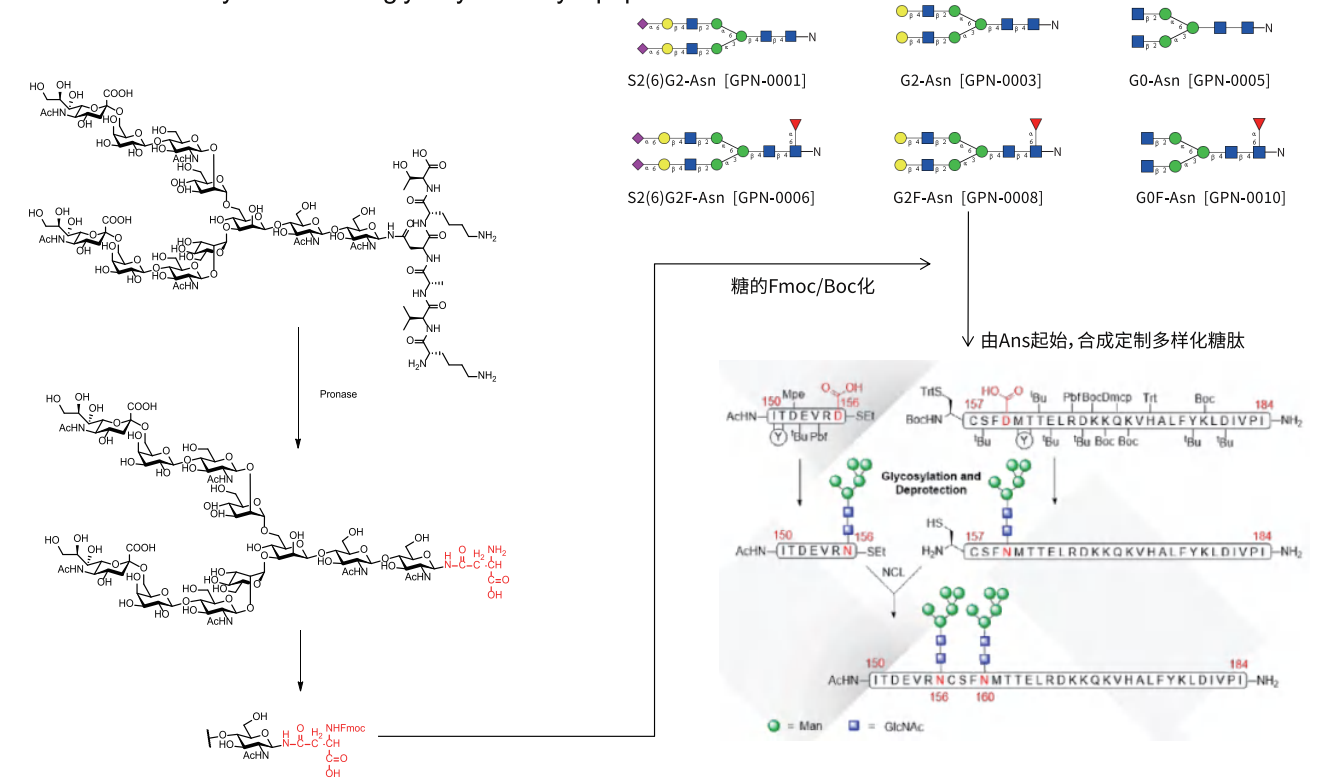


Synthesis of N-Glycopeptides

一. Modification of existing glycosylated glycopeptides



二. Customized Synthesis of Unglycosylated Glycopeptides



O-Glycopeptides

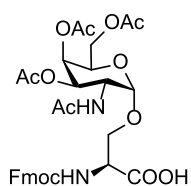
GPO-0001 Fmoc-Ser(Ac₃GalNAc)-OH

M.F.: C₃₂H₃₆N₂O₁₃

M.W.: 656.64

CAS No.: 120173-57-1

Package: mg to kg



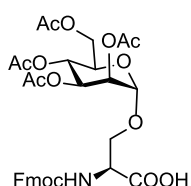
GPO-0002 Fmoc-Ser(Ac₄Mana)-OH

M.F.: C₃₂H₃₅NO₁₄

M.W.: 657.63

CAS No.: 118358-80-8

Package: mg to kg



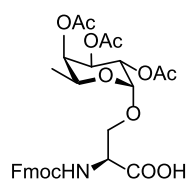
GPO-0003 Fmoc-L-Ser(Ac₃-L-Fuca)-OH

M.F.: C₃₀H₃₃NO₁₂

M.W.: 599.59

CAS No.: 173935-46-1

Package: mg to kg



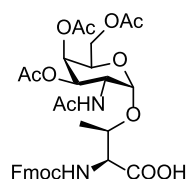
GPO-0004 Fmoc-Thr(Ac₃GalNAc)-OH

M.F.: C₃₃H₃₈N₂O₁₃

M.W.: 670.67

CAS No.: 116783-35-8

Package: mg to kg



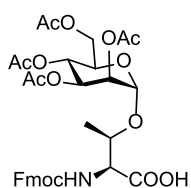
GPO-0005 Fmoc-Thr(Ac₄Mana)-OH

M.F.: C₃₃H₃₇NO₂₄

M.W.: 671.65

CAS No.: 169219-08-3

Package: mg to kg



O-Glycopeptides

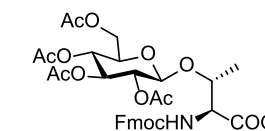
GPO-0006 Fmoc-L-Thr(Ac₄-D-Glcβ-OH)

M.F.: C₃₃H₃₇NO₁₄

M.W.: 671.65

CAS No.: 130548-92-4

Package: mg to kg



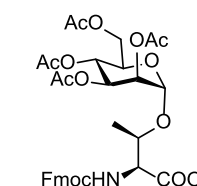
GPO-0007 Fmoc-Thr(Ac₄Mana)-OH

M.F.: C₃₃H₃₇NO₁₄

M.W.: 671.65

CAS No.: 169219-08-3

Package: mg to kg



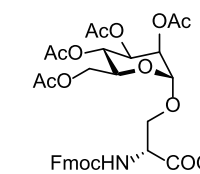
GPO-0008 Fmoc-D-Ser(Ac₄-L-Mana)-OH

M.F.: C₃₂H₃₅NO₁₄

M.W.: 657.63

CAS No.: N/A

Package: mg to kg



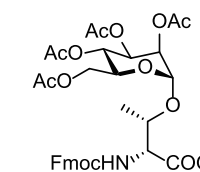
GPO-0009 Fmoc-D-Thr(Ac₄-L-Mana)-OH

M.F.: C₃₃H₃₇NO₁₄

M.W.: 671.65

CAS No.: N/A

Package: mg to kg



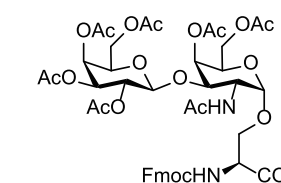
GPO-0010 Fmoc-Ser(Ac₄Galβ-3Ac₂GalNAc)-OH

M.F.: C₄₄H₅₂N₂O₂₁

M.W.: 944.89

CAS No.: 125760-30-7

Package: mg to kg



O-Glycopeptides

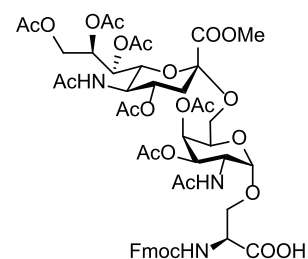
GPO-0011 Fmoc-Ser(Me,Ac₄Neu5Aca2-6Ac₂GalNAca)-OH

M.F.: C₅₀H₆₁N₃O₂₄

M.W.: 1088.04

CAS No.: 914456-67-0

Package: mg to kg



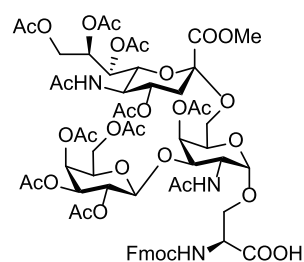
GPO-0012 Fmoc-Ser((Ac₄Galβ-3)Me,Ac₄Neu5Aca2-6AcGalNAca)-OH

M.F.: C₆₂H₇₇N₃O₃₂

M.W.: 1376.29

CAS No.: 174783-91-6

Package: mg to kg



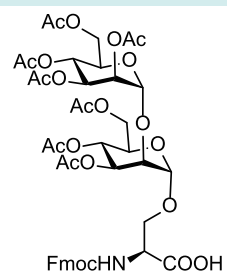
GPO-0013 Fmoc-Ser(Ac₄Mana1-2Ac₃Mana)-OH

M.F.: C₄₄H₅₁NO₂₂

M.W.: 945.88

CAS No.: 1427205-92-2

Package: mg to kg



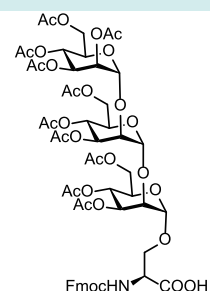
GPO-0014 Fmoc-Ser(Ac₄Mana1-2Ac₃Mana1-2Ac₃Mana)-OH

M.F.: C₅₆H₆₇NO₃₀

M.W.: 1234.13

CAS No.: 1427205-93-3

Package: mg to kg



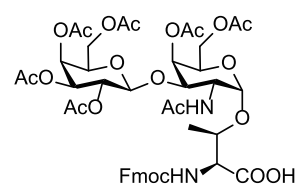
GPO-0015 Fmoc-Thr(Ac₄Galβ-3Ac₂GalNAca)-OH

M.F.: C₄₅H₅₄N₂O₂₁

M.W.: 958.92

CAS No.: 125760-33-0

Package: mg to kg



O-Glycopeptides

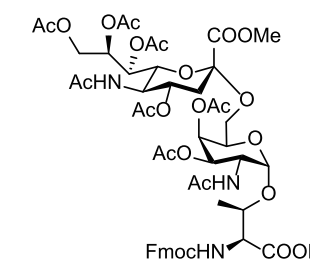
GPO-0016 Fmoc-Thr(Me,Ac₄Neu5Aca2-6Ac₂GalNAca)-OH

M.F.: C₅₁H₆₃N₃O₂₄

M.W.: 1102.06

CAS No.: 189561-77-1

Package: mg to kg



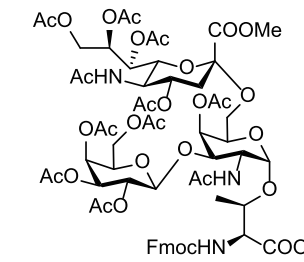
GPO-0017 Fmoc-Thr((Ac₄Galβ-3)Me,Ac₄Neu5Aca2-6AcGalNAca)-OH

M.F.: C₆₃H₇₉N₃O₃₂

M.W.: 1390.31

CAS No.: 174783-92-7

Package: mg to kg



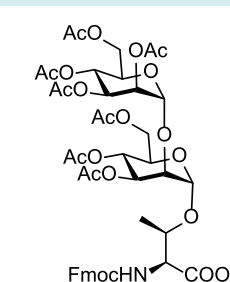
GPO-0018 Fmoc-Thr(Ac₄Mana1-2Ac₃Mana)-OH

M.F.: C₄₅H₅₃NO₂₂

M.W.: 959.90

CAS No.: 482576-73-8

Package: mg to kg



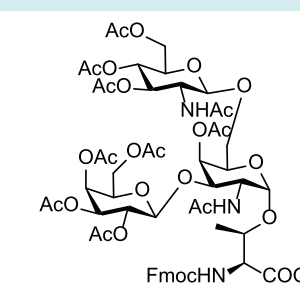
GPO-0019 Fmoc-Thr((Ac₄Galβ-3)Ac₃GlcNAcβ-6AcGalNAca)-OH

M.F.: C₅₇H₇₁N₃O₂₈

M.W.: 1246.19

CAS No.: 1240252-34-9

Package: mg to kg



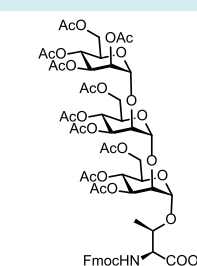
GPO-0020 Fmoc-Thr(Ac₄Mana1-2Ac₃Mana1-2Ac₃Mana)-OH

M.F.: C₅₇H₆₉NO₃₀

M.W.: 1248.16

CAS No.: 482576-74-9

Package: mg to kg



糖工具酶 >>>

我们的优势

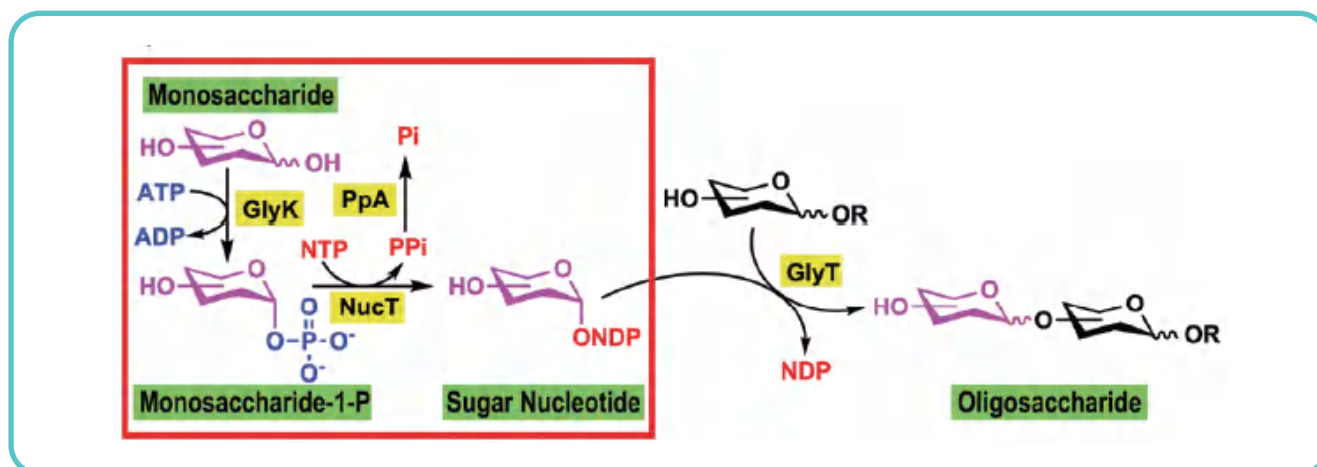
糖智专注于糖科学中常用酶的研发和生产，目前已有100余种不同来源的糖工具酶，包括糖基转移酶、糖苷酶、糖激酶、糖氧化脱氢酶等，可以用于糖类化合物的合成、分解、修饰和检测。

- 糖工具酶：克级至百克级供应，多种规格，纯度>95%。
- 糖基转移酶和糖苷酶：针对半乳糖、唾液酸、岩藻糖等多种糖基的不同键型，包含α和β构型，酶来源多样，可以适用不同底物。
- 糖激酶：戊糖和己糖多个位点磷酸化，特异性高。
- 糖氧化脱氢酶：包含葡萄糖、半乳糖氧化酶和脱氢酶，果糖脱氢酶等。

产品应用

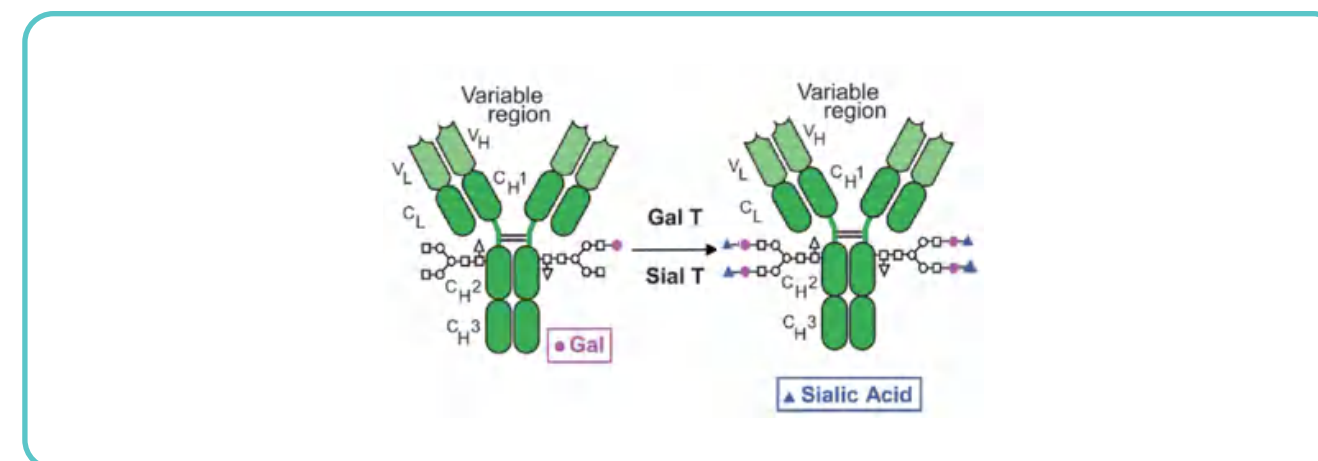
糖合成

可以利用糖基转移酶合成各种寡糖，克服了化学合成过程复杂和位点选择性困难等问题，位点特异性好，反应条件温和。同时，使用糖苷酶可以切除特定位置的糖基。糖激酶对糖基不同位点磷酸化，使其具备特殊的功能。



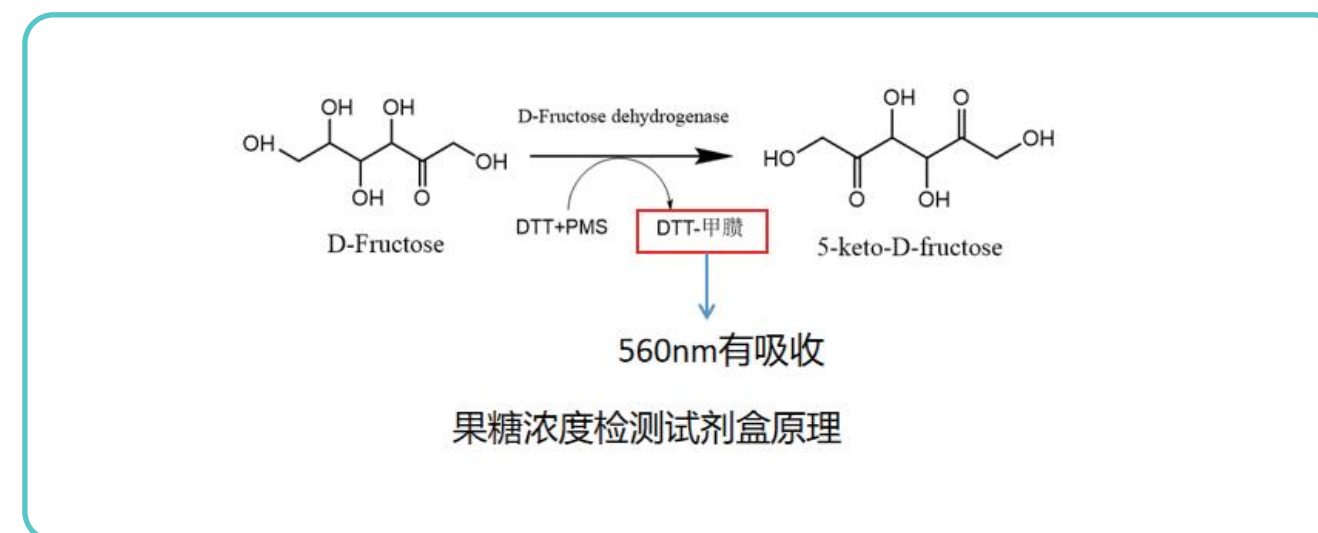
糖修饰

糖基转移酶和糖苷酶联合使用能够对糖蛋白N-糖链和O-糖链进行修饰，在糖蛋白药物或者抗体药物中有广泛应用。



糖检测

葡萄糖、果糖和半乳糖的氧化脱氢酶，可以应用于不同样本中糖的检测，进而指示人体健康状况。



Glycosyltransferase

SE-1001 β1, 3-N-acetylglucosaminyltransferase (LgtA)



E.C.: 2.4.1.56

Package: 100 mU, 1 U, 5 U

Explanation: *E. coli* recombinant β1, 3-N-acetylglucosaminyltransferase from *Neisseria meningitides*.

Definition: One unit is defined as the amount of enzyme that transfer 1 μmol GlcNAc from UDP-GlcNAc to lactose to form GlcNAcβ1,3Lac per minute at 37°C.

SE-1002 β1, 4-galactosyltransferase (LgtB)



E.C.: 2.4.1.90

Package: 1 U, 5 U, 25 U

Explanation: *E. coli* recombinant β1, 4-galactosyltransferase from *Neisseria meningitides*.

Definition: One unit is defined as the amount of enzyme that transfer 1 μmol Gal from UDP-Gal to GlcNAc to form Galβ1,4GlcNAc per min at 37°C.

SE-1003 α1, 4-galactosyltransferase (LgtC)



E.C.: 2.4.1.228

Package: 5 U, 25 U, 50 U

Explanation: *E. coli* recombinant α1,4-galactosyltransferase from *Neisseria meningitides*.

Definition: One unit is defined as the amount of enzyme that transfer 1 μmol Gal from UDP-Gal to Lactose to form Galα1, 4Galβ1, 4Glc per min at 37°C.

SE-1004 β1, 3-N-acetylgalactosaminyltransferase (LgtD)



E.C.: 2.4.1.79

Package: 1 U, 5 U, 25 U

Explanation: *E. coli* recombinant β1, 3-N-acetylgalactosaminyltransferase from *Haemophilus influenzae*.

Definition: One unit is defined as the amount of enzyme that transfer 1 μmol GalNAc from UDP-GalNAc to Galα1,4Galβ1,4Glc to form GalNAcβ1,3Galα1,4Galβ1,4Glc per min at 37°C.

Glycosyltransferase

SE-1005 β1, 4-N-acetylgalactosaminyltransferase (CgtA)



E.C.: 2.4.1.92

Package: 100 mU, 1 U

Explanation: *E. coli* recombinant β1, 4-N-acetylgalactosaminyltransferase from *Campylobacter jejuni*.

Definition: One unit is defined as the amount of enzyme that transfer 1 μmol GalNAc from UDP-GalNAc to Neu5Acα2,3Lac to form Neu5Acα2,3(GalNAcβ1,4)Lac per min at 37°C.

SE-1006 β1, 3-galactosyltransferase (CgtB)



E.C.: 2.4.1.62

Package: 1 U, 5 U, 25 U

Explanation: *E. coli* recombinant β1, 3-galactosyltransferase from *Campylobacter jejuni*.

Definition: One unit is defined as the amount of enzyme that transfer 1 μmol Gal from UDP-Gal to GalNAc to form Galβ1,3GalNAc per min at 37°C.

SE-1007 α1, 3-N-acetylgalactosaminyltransferase (Pm1138)



E.C.: 2.4.1.40

Package: 1 U, 10 U, 100 U

Explanation: *E. coli* recombinant α1, 3-N-acetylgalactosaminyltransferase from *Pasteurella multocida*.

Definition: One unit is defined as the amount of enzyme that transfer 1 μmol GalNAc from UDP-GalNAc to GalNAc to form GalNAcα1,3-GalNAc per min at 37°C.

SE-1008 α1, 3-galactosyltransferase (α1, 3GalT)



E.C.: 2.4.1.87

Package: 100 mU, 1 U, 5 U

Explanation: *E. coli* recombinant α1, 3-galactosyltransferase from *Bovine*.

Definition: One unit is defined as the amount of enzyme that transfer 1 μmol Gal from UDP-Gal to Galβ1,4GlcOR to form Galα1,3Galβ1,4GlcOR per min at 37°C.

Glycosyltransferase

SE-1009 β 1, 4-galactosyltransferase (LgtE)



E.C.: 2.4.1.90

Package: 1 U, 5 U, 25 U

Explanation: *E. coli* recombinant β 1, 4-galactosyltransferase from *Neisseria gonorrhoeae*.

Definition: One unit is defined as the amount of enzyme that transfer 1 μ mol Gal from UDP-Gal to Glc α 1,4Glc to form Gal β 1,4Glc α 1-4Glc per min at 37°C.

SE-1010 α 1, 3-galactosyltransferase (GTB)



E.C.: 2.4.1.37

Package: 0.1 U, 1 U

Explanation: *E. coli* recombinant Human blood group B galactosyltransferase From *Homo sapiens*.

Definition: One unit is defined as the amount of enzyme that transfer 1 μ mol Gal from UDP-Gal to Fuc α 1,2Gal β 1,4Glc to form Gal α 1, 3 Fuc α 1, 2Gal β 1, 4Glc per min at 37°C.

SE-1011 α 1, 3-N-acetylgalactosaminyltransferase (BgtA)



E.C.: 2.4.1.40

Package: 1 U, 5 U, 25 U

Explanation: *E. coli* recombinant α 1, 3-N-acetyl galactosaminyltransferase from *Helicobacter mustelae* for Human blood group A.

Definition: One unit is defined as the amount of enzyme that transfer 1 μ mol GalNAC from UDP-GalNAC to Fuc α 1, 2Gal β 1, 4Glc to form GalNAC α 1, 3 Fuc α 1, 2Gal β 1, 4Glc per min at 37°C.

SE-1012 β 1, 3-galactosyltransferase (WbgO)



E.C.: 2.4.1.86

Package: 10 U, 100 U, 1000 U

Explanation: *E. coli* recombinant β 1, 3-galactosyltransferase from *Escherichia coli* O55:H7.

Definition: One unit is defined as the amount of enzyme that transfer 1 μ mol Gal from UDP-Gal to GlcNAcOR to form Gal β 1,3GlcNAcOR per min at 37°C.

Glycosyltransferase

SE-1013 α 2, 6-sialyltransferase (Pd26ST)



E.C.: 2.4.99.1

Package: 10 U, 50 U, 100 U

Explanation: *E. coli* recombinant α 2, 6-sialyltransferase from *Photobacterium damsela*.

Definition: One unit is defined as the amount of enzyme that transfer 1 μ mol Neu5Ac from CMP-Neu5Ac to lactose to form Neu5Ac α 2, 6Gal β 1, 4Glc per min at 37°C.

SE-1014 α 2, 3-sialyltransferase (PmST1)



E.C.: 2.4.99.4

Package: 50 U, 250 U, 1000 U

Explanation: *E. coli* recombinant α 2, 3-sialyltransferase from *Pasteurella multocida*.

Definition: One unit is defined as the amount of enzyme that transfer 1 μ mol Neu5Ac from CMP-Neu5Ac to lactose to form Neu5Ac α 2, 3Gal β 1, 4Glc per min at 37°C.

SE-1015 α 2, 8-sialyltransferase (Cst II)



E.C.: 2.4.99.8

Package: 10 U, 50U, 250 U

Explanation: *E. coli* recombinant α 2, 8-sialyltransferase from *Campylobacter jejuni*.

Definition: One unit is defined as the amount of enzyme that transfer 1 μ mol Neu5Ac from CMP-Neu5Ac to Sia α 2,3Lac to form (Neu5Ac α 2, 8) Neu5Ac α 2, 3/6Gal β 1, 4Glc per min at 37°C.

SE-1016 α 2, 3-sialyltransferase (PmST3)



E.C.: 2.4.99.4

Package: 10 U, 50U, 250 U

Explanation: *E. coli* recombinant α 2, 3-sialyltransferase for oligosaccharides and glycolipids from *Pasteurella multocida*.

Definition: One unit is defined as the amount of enzyme that transfer 1 μ mol Neu5Ac from CMP-Neu5Ac to lac-Sph to form Neu5Ac α 2, 3Gal β 1, 4Glc per min at 37°C.

Glycosyltransferase

SE-1017 α2, 3-sialyltransferase (Ppha2,3SiaT)



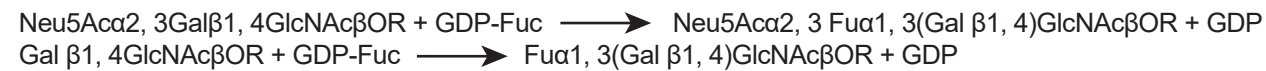
E.C.: 2.4.99.4

Package: 10 U, 50 U, 250 U

Explanation: *E. coli* recombinant α2, 3-sialyltransferase from *Photobacterium phosphoreum*.

Definition: One unit is defined as the amount of enzyme that transfer 1 μmol Neu5Ac from CMP-Neu5Ac to lactose to form Neu5Acα2, 3Lac per min at 37°C.

SE-1018 α1, 3-fucosyltransferase (α1, 3FucT)



E.C.: 2.4.1.65

Package: 1 U, 5 U

Explanation: *E. coli* recombinant α1, 3-fucosyltransferase from *Helicobacter pylori*.

Definition: One unit is defined as the amount of enzyme that transfer 1 μmol fucose from GDP-Fuc to Gal β1-4GlcNAc to form Fucα1,3 (Gal β1-4)GlcNAc per min at 37°C.

SE-1019 α1, 2-fucosyltransferase (α1, 2FucT)



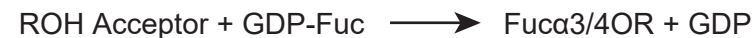
E.C.: 2.4.1.69

Package: 1 U, 5 U, 25 U

Explanation: *E. coli* recombinant α1, 2-fucosyltransferase from *Helicobacter pylori*.

Definition: One unit is defined as the amount of enzyme that transfer 1 μmol fucose from GDP-Fuc to lactose to form Fucα1,2Lac per min at 37°C.

SE-1020 α1, 3/4-fucosyltransferase (α1, 3/4FucT)



E.C.: 2.4.1.65

Package: 10 mU, 100 mU

Explanation: *E. coli* recombinant α1, 3/4-fucosyltransferase from *Helicobacter pylori*.

Definition: One unit is defined as the amount of enzyme that catalyzes the transfer of 1 μmol fucose from GDP-Fuc to acceptor per minute at 37°C.

Glycosyltransferase

SE-1021 β1,3-galactosyltransferase (Cvβ3GalT)



E.C.: 2.4.1.62

Package: 10 mU, 100 mU

Explanation: *E. coli* recombinant β1,3-galactosyltransferase from *Chromobacterium violaceum*.

Definition: One unit is defined as the amount of enzyme that catalyzes the transfer of 1 μmol gal from UDP-Gal to GlcNAcβ3Galβ4Glc per minute at 37°C.

SE-1022 β1,4-galactosyltransferase (Hpβ1,4GalT)



E.C.: 2.4.1.22

Package: 10 mU, 100 mU

Explanation: *E. coli* recombinant β1,4-Galactosyltransferase from *Helicobacter pylori*.

Definition: One unit is defined as the amount of enzyme that catalyzes the transfer of 1 μmol gal from UDP-Gal to GlcNAc per minute at 37°C.

SE-1023 β1,3-N-acetylglucosaminyltransferase (HpB3GlcNAcT)



E.C.: 2.4.1.56

Package: 10 mU, 100 mU

Explanation: *E. coli* recombinant β1,3-N-acetylglucosaminyltransferase from *Helicobacter pylori*.

Definition: One unit is defined as the amount of enzyme that catalyzes the transfer of 1 μmol gal from UDP-GlcNAc to Galβ4GlcNAc per minute at 37°C.

SE-1026 β1,3-galactosyltransferase (Pfβ3GalT)



E.C.: 2.4.1.62

Package: 10 mU, 100 mU

Explanation: *E. coli* recombinant β1,3-galactosyltransferase from *Pseudogulbenkiania ferrooxidans*.

Definition: One unit is defined as the amount of enzyme that catalyzes the transfer of 1 μmol gal from UDP-Gal to GlcNAcβ3Galβ4Glc per minute at 37°C.

Glycosyltransferase

SE-1027 α 1,2-fucosyltransferase (WbgL)



E.C.: 2.4.1.69

Package: 100 mU, 1 U

Explanation: *E.coli* recombinant α 1,2-fucosyltransferase from *E.coli* O126.

Definition: One unit is defined as the amount of enzyme that transfer 1 μ mol Fucose from GDP-Fuc to lactose to form Fuca1, 2Lac per min at 37°C.

SE-1028 α 1,2-fucosyltransferase (HspBKHT)



E.C.: 2.4.1.69

Package: 100 mU, 1 U

Explanation: *E.coli* recombinant α 1,2-fucosyltransferase from *Helicobacter* sp.

Definition: One unit is defined as the amount of enzyme that transfer 1 μ mol Fucose from GDP-Fuc to lactose to form Fuca1,2Lac per min at 37°C.

SE-1029 α -1,3-fucosyltransferase (AmCafF)




E.C.: 2.4.1.65

Package: 100 mU, 1 U

Explanation: *E.coli* recombinant α -1,3-fucosyltransferase from *Australian magpie*.

Definition: One unit is defined as the amount of enzyme that transfer 1 μ mol Fucose from GDP-Fuc to Gal β 1,4GlcNAc to form Fuca1,3 (Gal β 1, 4)GlcNAc per min at 37°C.

SE-1030 N-acetylgalactosaminobeta-1, 3-galactosyltransferase



E.C.: 2.4.1.122

Package: 10 mU, 100 mU

Explanation: *Pichia pastoris* recombinant C1GalT1 from *Drosophila melanogaster*.

Definition: The amount of enzyme required to transfer 1.0 μ mol Gal per minute from UDP-Gal to GalNAc-OBn for the synthesis of Gal β 1-3GalNAca1-O-Bn at 30°C.

Sugar-nucleotide synthase

SE-2001 CMP-Neu5Ac synthetase (NmCSS)



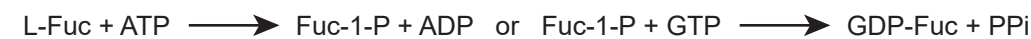
E.C.: 2.7.7.43

Package: 10 U, 50 U, 250 U

Explanation: *E. coli* recombinant CMP-Neu5Ac synthetase from *Neisseria meningitidis*.

Definition: One unit is defined as the amount of enzyme that catalyzes the formation of 1 μ mol CMP-Neu5Ac from CTP and Neu5Ac per minute at 37°C.

SE-2002 L-fucokinase/GDP-fucose pyrophosphorylase (FKP)



E.C.: 2.7.1.52/2.7.7.30

Package: 5 U, 25 U, 200 U

Explanation: *E. coli* recombinant L-fucokinase/GDP-fucose pyrophosphorylase from *Bacteroides fragilis*.

Definition: One unit is defined as the amount of enzyme that consume 1 μ mol ATP and L-Fuc to form Fuc-1-P per min at 37°C.

SE-2003 UDP-sugar pyrophosphorylase (BIUSP)




E.C.: 2.7.7.64

Package: 10 U, 50 U, 200 U

Explanation: *E. coli* recombinant UDP-sugar pyrophosphorylase from *Bifidobacterium longum*.

Definition: One unit is defined as the amount of enzyme that catalyzes the formation of 1 μ mol of UDP-Gal from Gal-1-P and UTP per minute at 37°C.

SE-2004 N-acetylglucosamine-1-P uridyltransferase (AgX1)



E.C.: 2.3.1.157

Package: 5 U, 25 U, 200 U

Explanation: *E. coli* recombinant N-acetylglucosamine-1-P uridyltransferase from *Homo sapiens*.

Definition: One unit is defined as the amount of enzyme that catalyzes the formation of UDP-GlcNAc from GlcNAc-1-P and 1 μ mol UTP per minute at 37°C.

Sugar-nucleotide synthase

SE-2005 UDP-sugar pyrophosphorylase (AtUSP)



E.C.: 2.7.7.64

Package: 10 U, 50 U, 200 U

Explanation: *E. coli* recombinant UDP-sugar pyrophosphorylase from *Arabidopsis thaliana*.

Definition: One unit is defined as the amount of enzyme that catalyzes the formation of UDP-Gal from Gal-1-P and UTP per minute at 37°C.

SE-2006 GDP-mannose pyrophosphorylase (PH0925-DN350)



E.C.: 2.7.7.13

Package: 10 U, 100 U

Explanation: *E. coli* recombinant GDP-mannose pyrophosphorylase from *Pyrococcus horikoshii*.

Definition: One unit is defined as the amount of enzyme that catalyzes the formation of 1 μ mol GDP-Man from Man-1-P and GTP per minute at 37°C.

SE-2007 GlcNAc-1-P uridyltransferase (PmGlmU)



E.C.: 2.3.1.157

Package: 1 U, 5 U, 25 U

Explanation: *E. coli* recombinant GlcNAc-1-P uridyltransferase From *Pasteurella multocida*.

Definition: One unit is defined as the amount of enzyme that catalyzes the formation of 1 μ mol UDP-GlcNAc from GlcNAc-1-P and UTP per minute at 37°C.

SE-2008 GlcNAc-1-P uridyltransferase (CjGlmU)



E.C.: 2.3.1.157

Package: 1 U, 5 U, 25 U

Explanation: *E. coli* recombinant GlcNAc-1-P uridyltransferase from *Campylobacter jejuni*.

Definition: One unit is defined as the amount of enzyme that catalyzes the formation of 1 μ mol UDP-GlcNAc from GlcNAc-1-P and UTP per minute at 37°C.

Sucrose synthase

SE-2009 Sucrose synthase, OcSUS1



E.C.: 2.4.1.13

Package: 1 U, 5 U, 25 U

Explanation: *E. coli* recombinant sucrose synthase from *Oraithogalum caudatum*.

Definition: One unit is defined as the amount of enzyme that catalyzes the formation of UDP-glucose from sucrose and UDP per minute at 37°C.

SE-2010 UDP-glucuronic acid decarboxylase (AtUXS3)



E.C.: 4.1.1.35

Package: 1 U, 5 U, 25 U

Explanation: *E. coli* recombinant UDP-glucuronic acid decarboxylase from *Arabidopsis thaliana*.

Definition: One unit is defined as the amount of enzyme that catalyzes the formation of UDP-xylose from 1 μ mol UDP-GlcA per minute at 37°C.

SE-2011 Glucose-1-phosphate thymidyltransferase (EcRmlA)



E.C.: 2.7.7.24

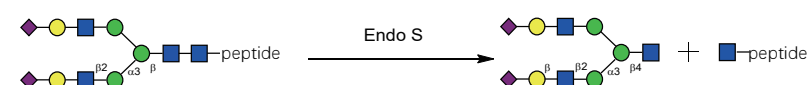
Package: 1 U, 5 U, 25 U

Explanation: *E. coli* recombinant EcRmlA from *Escherichia coli*.

Definition: One unit is defined as the amount of enzyme that catalyzes the formation of dTDP- α -D-glucose from α -D-glucose 1-phosphate and 1 μ mol dTTP per minute at 37°C.

Hydrolase

SE-3001 Endo-β-N-acetylglucosaminidase(Double antenna complex type) (Endo S)



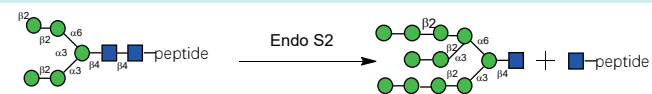
E.C.: 3.2.1.96

Package: 1000 U, 5000 U

Explanation: *E. coli* recombinant Endo-β-N-acetylglucosaminidase (Double antenna complex type) from *Streptococcus pyogenes*.

Definition: One unit is defined as the amount of enzyme required to remove > 95% of the carbohydrate from 5 μg of native mouse monoclonal IgG in 1 hour at 37°C in a total reaction volume of 10 μl.

SE-3002 Endo-β-N-acetylglucosaminidase (high-mannose, hybrid, bisect complex-type N-glycan) (Endo S2)



E.C.: 3.2.1.96

Package: 200 U, 2 KU

Explanation: *E. coli* recombinant Endo-β-N-acetylglucosaminidase (high-mannose, hybrid, bisect complex-type N-glycan) from *Streptococcus pyogenes*.

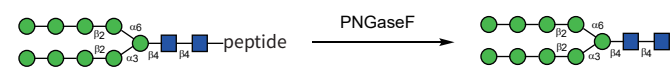
Definition: One unit is defined as the amount of enzyme required to remove > 95% of the carbohydrate from 5 μg of native mouse monoclonal IgG in 1 hour at 37°C in a total reaction volume of 10 μl.

SE-3018 Endo-β-N-acetylglucosaminidase (high-mannose, hybrid, bisect complex-type N-glycan); Endo S2(D184M)

E.C.: 3.2.1.96

Explanation: Endo S2(D184M) can be used to transfer N-glycan oxazoline to GlcNAc-peptide.

SE-3003 Peptide-N-Glycosidase F (high mannose, hybrid, and complex oligosaccharides from N-linked glycoproteins) (PNGase F)



E.C.: 3.5.1.52

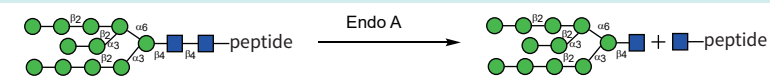
Package: 1500 U, 7500 U, 50000 U

Explanation: *E. coli* recombinant Peptide-N-Glycosidase F (high mannose, hybrid, and complex oligosaccharides from N-linked glycoproteins) from *Flavobacterium meningosepticum*.

Definition: One unit is defined as the amount of enzyme required to remove > 95% of the carbohydrate from 10 μg of denatured RNase B in 1 hour at 37°C in a total reaction volume of 10 μl.

Hydrolase

SE-3004 Endo-β-N-acetylglucosaminidase (high-mannose, hybrid N-glycan) (Endo A)



E.C.: 3.2.1.96

Package: 200 U, 1 kU

Explanation: *E. coli* recombinant Endo-β-N-acetylglucosaminidase (high-mannose, hybrid N-glycan) from *Arthrobacter protophormiae*.

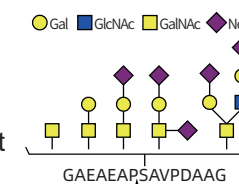
Definition: One unit is defined as the amount of enzyme required to remove > 95% of the carbohydrate from 10 μg of denatured RNase B in 1 hour at 37°C in a total reaction volume of 10 μl.

SE-3005 Glycopeptidase (IMPα)

E.C.: 5.3.1.52


Package: 1 U, 10 U

Explanation: *E. coli* recombinant Glycopeptidase from *Pseudomonas aeruginosa*.



Definition: One unit of O-Glycoprotease (IMPα) will cleave > 90% of 1 μM FAM-labelled O-glycopeptide in 1 hour at 37°C.

SE-3006 Endoglycoceramidase II (EGCaseII)



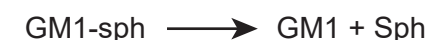
E.C.: 3.2.1.123

Package: 1U, 5 U, 25 U

Explanation: *E. coli* recombinant endoglycoceramidase II from *Lactobacillus casei*.

Definition: One unit is defined as the amount of enzyme that catalyzes the formation of GM1-sph from 1 μmol sphingosine and GM1-F per minute at 37°C.

SE-3007 Endoglycoceramidases I (EGCaseI)



E.C.: 3.2.1.123

Package: 100 U

Explanation: *E. coli* recombinant endoglycoceramidases I from *Rhodococcus strain M-777*.

Definition: One unit is defined as the amount of enzyme that catalyzes the formation of 1 μmol GM1 from GM1-sph per minute at 37°C.

Hydrolase

SE-3008 Nucleoside hydrolase (IAGNH)



E.C.: 3.2.2.2

Package: 100 U , 1000 U

Explanation: *E. coli* recombinant nucleoside hydrolase from *Trypanosoma brucei brucei*.

Definition: One unit is defined as the amount of enzyme that catalyzes the formation of 1 μ mol adenine from adenosine per minute at 37°C.

SE-3009 Alkaline phosphatase (ALP)



E.C.: 3.1.3.1

Package: 100 U, 1 kU

Explanation: *E. coli* recombinant alkaline phosphatase from *Shewanella .sp.*

Definition: One unit is defined as the amount of enzyme that catalyzes the formation of 1 μ mol adenosine from AMP per minute at 37°C.

SE-3010 Sialidase isoenzyme S (Ganglioside sialidase) (AuSialidase S)



E.C.: 3.2.1.18

Package: 1 U, 5 U, 25 U

Explanation: *E. coli* recombinant Sialidase isoenzyme S from *Arthrobacter ureafaciens*.

Definition: One unit is defined as the amount of enzyme that catalyze the formation of 1 μ mol Neu5Ac from Neu5Ac α 2,3Gal β 1,4Glc per minute at 37°C.

SE-3011 Sialidase isoenzyme M2 (AuSialidase M2)



E.C.: 3.2.1.18


Package: 1 mg, 10 mg

Explanation: *E.coli* recombinant Sialidase isoenzyme M2 from *Arthrobacter ureafaciens*.

Definition: One unit is defined as the amount of enzyme that catalyzes the formation of 1 μ mol Neu5Ac from Neu5Ac α 2, 3Gal β 1, 4Glc Ceramide per minute at 37°C.

Hydrolase

SE-3012 α 2, 3/6-sialidase (BiNanH2)



E.C.: 3.2.1.18

Package: 1 kU, 5 kU

Explanation: α 2, 3/6 Sialidase catalyzes the hydrolysis of α 2, 3, α 2, 6 linked sialic acid residues from glycoproteins and oligosaccharides, *E. coli* recombinant α 2, 3, 6 sialidase from *Bifidobacterium longum subsp. Infantis*.

Definition: One unit is defined as the amount of enzyme that catalyze the Neu5Ac α 2,6Gal β 1,4Glc generation of 1 μ mol lactose and Neu5Ac per minute at 37°C.

SE-3013 α 2, 3/6/8 sialidase (SpNanA)



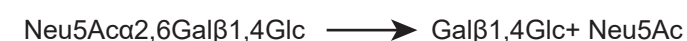
E.C.: 3.2.1.18

Package: 1 kU, 5 kU

Explanation: α 2, 3/6/8 sialidase catalyzes the hydrolysis of α 2, 3, α 2, 6, α 2, 8 linked sialic acid residues from glycoproteins and oligosaccharides, *E. coli* recombinant α 2, 3/6/8 sialidase from *Bifidobacterium longum subsp. Infantis*.

Definition: One unit is defined as the amount of enzyme that catalyzes the formation of 1 μ mol Neu5Ac from Neu5Ac α 2, 3/6/8 Neu5Ac per minute at 37°C.

SE-3014 α 2, 6-sialidase (Ps26PSia)



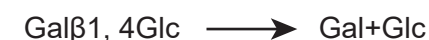
E.C.: 3.2.1.18

Package: 100U, 1000 U

Explanation: α 2,6-sialidase catalyzes the hydrolysis of α 2,6-linked sialic acid residues from glycoproteins and oligosaccharides, *E. coli* recombinant α 2,6- sialidase from *Photobacterium sp.*

Definition: One unit is defined as the amount of enzyme that catalyzes the formation of 1 μ mol Neu5Ac from Neu5Ac α 2,6Gal β 1,4Glc per minute at 37°C.

SE-3015 β - Galactosidase (EcLacZ)



E.C.: 3.2.1.123

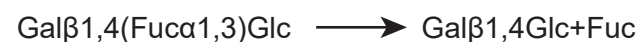
Package: 100 U, 1000 U

Explanation: β -galactosidase catalyzes the hydrolysis of Gal β 1,4Glc, *E. coli* recombinant β -galactosidase from *E. coli*.

Definition: One unit is defined as the amount of enzyme that catalyzes the hydrolysis of 1 μ mol Gal β 1,4Glc per minute at 37°C.

Hydrolase

SE-3016 **α 1, 3/4-fucosidase (BbAfcB)**



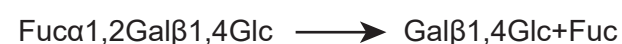
E.C.: 3.2.1.111

Package: 1 U, 10 U

Explanation: α 1,3/4-fucosidase catalyzes the hydrolysis of α 1,3-linked fucose residues from $\text{Gal}\beta 1,4(\text{Fuc}\alpha 1,3)\text{Glc}$, *E. coli* recombinant α 1,3/4-fucosidase from *Bifidobacterium bifidum*.

Definition: One unit is defined as the amount of enzyme that catalyzes the hydrolysis of 1 μmol $\text{Gal}\beta 1,4(\text{Fuc}\alpha 1,3)\text{Glc}$ per minute at 37°C.

SE-3017 **α 1, 2-fucosidase (BbAfcA)**



E.C.: 3.2.1.111

Package: 1 U, 10 U

Explanation: α 1-2 fucosidase catalyzes the hydrolysis of α 1-2 linked fucose residues from $\text{Fuc}\alpha 1,2\text{Gal}\beta 1,4\text{Glc}$, *E. coli* recombinant α 1-2 fucosidase from *Bifidobacterium bifidum*.

Definition: One unit is defined as the amount of enzyme that catalyzes the hydrolysis of 1 μmol $\text{Fuc}\alpha 1,2\text{Gal}\beta 1,4\text{Glc}$ per minute at 37°C.

SE-3019 **Inorganic pyrophosphatase (PmPPA)**




E.C.: 3.6.1.1

Package: 100 U, 1 kU

Explanation: *E. coli* recombinant inorganic pyrophosphatase from *Pasteurella multocida*.

Definition: One unit is defined as the amount of enzyme that catalyzes the formation of 1 μmol inorganic phosphate from inorganic pyrophosphate per minute at 37°C.

SE-3024 **TsCDase**



E.C.: 3.2.1.54

Package: 1 kU ,5 kU

Explanation: *E. coli* recombinant TsCDase from *Thermococcus sp. Strain B1001*.

Definition: One unit is defined as the amount of enzyme that catalyzes the formation of 1 μmol $(\text{Glc}\alpha 1,4)_6\text{Glc}$ from $\beta\text{-cyclodextrin}$ minute at 80°C, pH 5.0.



Hydrolase

SE-3025 **α -glucosidase (TmAglA)**



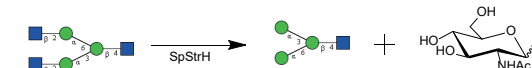
E.C.: 3.2.1.20

Package: 10 U, 100 U

Explanation: *E. coli* recombinant α -glucosidase from *Thermotoga maritima*.

Definition: Enzyme activity is defined as the amount of enzyme required to hydrolyze 1 μmol maltose per minute to produce Glucose at 80°C.

SE-3026 **β -N-acetylhexosaminidase (SpStrH)**



E.C.: 3.2.1.52

Package: 1 U, 10 U

Explanation: *E. coli* recombinant β -N-acetylhexosaminidase from *Streptococcus pneumoniae*.

Definition: The enzyme activity unit is defined as the amount of enzyme required to hydrolyze 95% of GlcNAc from 1 μmol $\text{GlcNAc}\beta 1,2\text{Man}\alpha 1,3(\text{Man}\alpha 1,6\text{man}\beta 1,4\text{GlcNAc})$ per hour at 37°C.

SE-3027 **Sucrose phosphorylase (BISuP)**



E.C.: 2.4.1.7

Package: 10 U, 100 U

Explanation: *E. coli* recombinant Sucrose phosphorylase from *Bifidobacterium longum*.

Definition: Enzyme activity is defined as the amount of enzyme required to catalyze the production of Glc-1-P and fructose from 1 μmol of sucrose per minute at 37°C.

SE-3028 **α -Fucosidases (Bli2Fuc)**



E.C.: 3.2.1.111

Package: 1 U, 10 U

Explanation: *E. coli* recombinant Bli2Fuc from *Bifidobacterium longum*.

Definition: One unit is defined as the amount of enzyme that catalyzes the hydrolysis of 1 μmol $\text{Fuc}\alpha 1,2\text{Gal}\beta 1,4\text{Glc}$ per minute at 37°C.

Hydrolase

SE-3029 Endo-β-N-acetylglucosaminidase M (EndoM)



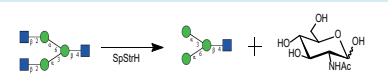
E.C.: 3.2.1.96

Package: 1 kU, 5 kU

Explanation: *E.coli* recombinant Endo-β-N-acetylglucosaminidase M from *Mucor hiemalis*.

Definition: One unit is defined as the amount of enzyme required to remove > 95% of the carbohydrate from 10 μg of denatured RNase B in 1 hour at 37°C in a total reaction volume of 10 μl.

SE-3030 β-Galactosidase (SpBgaA)



E.C.: 3.2.1.23

Package: 10 U, 100 U

Explanation: *E.coli* recombinant β-Galactosidase from *Streptococcus pneumoniae*

Definition: One unit is defined as the amount of enzyme that catalyzes the hydrolysis of 1 μmol LacNAc per minute at 37°C.

SE-3031 α1, 3Mannosidase (XmaMan)



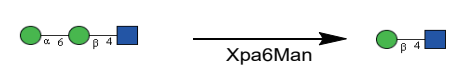
E.C.: 3.2.1.114

Package: 10 U, 100 U

Explanation: *E.coli* recombinant α1,3-Mannosidase from *Xanthomonas manihotis*.

Definition: The enzyme activity unit is defined as the amount of enzyme required to hydrolyze 95% mannose per hour from 1 nmol Manα1,6 (Manα1,3)Manβ1.4GlcNAc in a 10uL system at 37°C to Manα1,6Manβ1.4GlcNAc.

SE-3032 α1, 6Mannosidase (Xpa6Man)



E.C.: 3.2.1.24

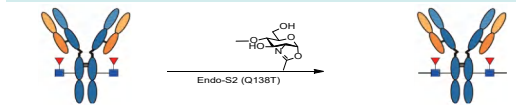
Package: 10 U, 100 U

Explanation: *E.coli* recombinant Xpa6Man from *Xanthomonas phaseoli*.

Definition: The enzyme activity unit is defined as the amount of enzyme required to hydrolyze 95% mannose to Manβ1.4GlcNAc from 1nmol Manα1,6Manβ1.4GlcNAc per hour in a 10uL system at 37°C.

Hydrolase

SE-3033 Endo-β-N-acetylglucosaminidase mutant; Endo S2 (T138Q)



E.C.: 3.2.1.96

Package: 10 kU, 100 kU

Explanation: *E.coli* recombinant Endo S2 (T138Q) from *Streptococcus pyogenes*.

Definition: One unit is defined as the amount of enzyme required to remove > 95% of the GON1 transferred from GON1-oxa to 5 μg of required enzyme amount on the hydrolyzed trastuzumab in 1 hour at 37°C in a total reaction volume of 10 μl.

SE-3034 Endo-β-N-acetylglucosaminidase F2 (Endo F2)



E.C.: 3.2.1.96

Package: 5 kU, 50 kU

Explanation: *E.coli* recombinant Endo-β-N-acetylglucosaminidase F2 from *Elizabethkingia meningosepticum*.

Definition: One unit is defined as the amount of enzyme required to remove > 95% of the carbohydrate from 10 μg of denatured Porcine Fibrinogen in 1 hour at 37°C in a total reaction volume of 10 μl.

SE-3035 β-Galactosidase (CoGH1A)



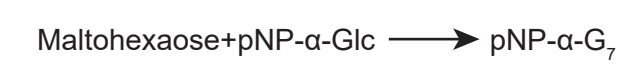
E.C.: 3.2.1.21

Package: 10 U, 100 U

Explanation: *E.coli* recombinant CoGH1A from *Caldicellulosiruptor owensensis*.

Definition: One unit is defined as the amount of enzyme that catalyzes the hydrolysis of 1 μmol Lactose per minute at 80°C.

SE-3036 Maltohexaose-forming amylase (KpG6A)



E.C.: 3.2.1.98

Package: 1 U, 10 U

Explanation: *E.coli* recombinant maltohexaose-forming amylase from *Klebsiella pneumoniae*.

Definition: Enzyme activity is defined as the amount of enzyme required to catalyze the formation of pNP-α-G₇ from 1μM of pNP-α-Glc and maltohexose in a methanol solution at 35°C for 1 hour.

 Hydrolase

SE-4010 α1, 6-fucosidase (LpA1fC(E274A))



E.C.: 3.2.1.51

Package: 5 U, 10 U

Explanation: *E.coli* recombinant α1, 6-fucosidase from *Lactobacillus casei*.

Definition: One unit is defined as the amount of enzyme that catalyzes the formation of 1 μmol Fuca1, 6GlcNAc-peptides from GlcNAc-peptides and α-Fucosyl fluoride minute at 37°C.

 Generic type

SE-4001 UDP-Glc dehydrogenase (UGDH)



E.C.: 1.1.1.22

Package: 1 U, 5 U, 10 U

Explanation: *E. coli* recombinant uridine-5-diphosphoglucose dehydrogenase from *Streptococcus pyogenes*.

Definition: One unit will oxidize 1.0 μmol of UDP-glucose to UDP-glucuronic acid per minute at pH 8.7 at 25°C.

SE-4002 Glucose dehydrogenase (BsGDH)




E.C.: 1.1.1.47

Package: 1 U, 5 U, 25 U

Explanation: *E. coli* recombinant Glucose dehydrogenase from *Bacillus subtilis*.

Definition: One unit is defined as the amount of enzyme that catalyzes the formation of 1 μmol NADPH per min at 37°C.

SE-4003 Adenosine deaminase (RnADA)



E.C.: 3.5.4.4

Package: 1 kU, 5 kU

Explanation: *E. coli* recombinant adenosine deaminase from *Rattus norvegicus*.

Definition: One unit is defined as the amount of enzyme that catalyzes the formation of 1 μmol inosine from adenosine per minute at 37°C.

SE-4004 UDP-Glc 4-epimerase (GalE)



E.C.: 5.1.3.2

Package: 50 U, 500 U

Explanation: *E.coli* recombinant UDP-Glc 4-epimerase from *E. coli*.

Definition: One unit is defined as the amount of enzyme that catalyzes the formation of 1 μmol of UDP-Gal from UDP-Glc per minute at 37°C.

 Generic type

SE-4005 D-Mannose Isomerase (PsMaSeAF)

D-fructose \longrightarrow D-mannose

E.C.: 5.3.1.7

Package: 1 U, 5 U

Explanation: *E. coli* recombinant D-Mannose Isomerase from *Pseudomonas syringae*.

Definition: One unit is defined as the amount of enzyme that catalyzes the formation of 1 μ mol D-mannose from D-fructose per minute at 37°C.

SE-4006 Sphingolipid ceramide N-deacylase (SCDase)

GM1-sph + fatty acids C18 \longrightarrow CM1-Cer

E.C.: 3.5.1.69

Package: 100 mU, 1 U

Explanation: *E. coli* recombinant Sphingolipid ceramide N-deacylase from *Shewanella alga*.

Definition: One unit is defined as the amount of enzyme that catalyzes the formation of 1 μ mol GM1-Cer from GM1sph and fatty acids C18 per minute at 37°C.

SE-4007 Pasteurella multocida Hyaluronan synthase (PmHAS)

UDP-GlcNAc + UDP-GlcA \longrightarrow (GlcNAc β 1,4GlcA)_n

E.C.: 2.4.1.212

Package: 1 U, 5 U, 10 U

Explanation: *E. coli* recombinant Hyaluronan synthase from *Pasteurella multocida*.

Definition: One unit is defined as the amount of enzyme that catalyzes the formation of 1 μ mol Hyaluronan from UDP-GlcNAc and UDP-GlcA per minute at 37°C.

SE-4008 Creatine kinase (OcCK)

ATP + creatine \longrightarrow ADP + phosphocreatine

E.C.: 2.7.3.2

Package: 50 U, 500 U

Explanation: *E. coli* recombinant Creatine kinase from *Oryctolagus cuniculus*.

Definition: One unit is defined as the amount of enzyme that consume 1 μ mol ATP to form phosphocreatine and ADP per min at 37°C.

 Generic type

SE-4009 Acetate kinase (ACK)

ADP + Acetyl-phosphate \longrightarrow ATP + Acetate

E.C.: 2.7.2.1

Package: 100 U, 1 kU

Explanation: *E. coli* recombinant acetate kinase from *E. coli*.

Definition: One unit is defined as the amount of enzyme that catalyzes the formation of 1 μ mol ATP from ADP and acetyl phosphate per minute at 37°C.

SE-4011 α 1, 6-fucosidase (LpA1fC)

Fuca1, 6GlcNAc-peptides \longrightarrow GlcNAc-peptides + Fucose

E.C.: 3.2.1.51

Package: 1 U, 5 U

Explanation: Exoglycosidases capable of cleaving α 1, 6 linked L-fucose residues from fucosyloligosaccharides, *E. coli* recombinant α 1, 6-fucosidase from *Lactobacillus casei*.

Definition: One unit is defined as the amount of enzyme that catalyzes the formation of 1 μ mol GlcNAc-peptides from Fuca1, 6GlcNAc-peptides per minute at 37°C.

SE-4012 Sialic acid aldolase (CgNal)

ManNAc + Pyuvate \longrightarrow Neu5Ac

E.C.: 4.1.3.3

Package: 10 U, 50 U

Explanation: *E. coli* recombinant sialic acid aldolase from *Corynebacterium glutamicum*.

Definition: One unit is defined as the amount of enzyme that catalyzes the formation of 1 μ mol Neu5Ac from ManNAc and Pyuvate per minute at 37°C.

SE-4013 N-acetylhexosamine kinase (NahK)

GlcNAc/ GalNAc + ATP \longrightarrow GlcNAc-1-P/ GalNAc-1-P + ADP

E.C.: 2.7.1.162

Package: 10 U, 50 U, 100 U

Explanation: *E. coli* recombinant N-acetylhexosamine kinase from *Bifidobacterium longum*.

Definition: One unit is defined as the amount of enzyme that catalyzes the formation of 1 μ mol of GlcNAc-1-P from GlcNAc and ATP per minute at 37°C.

 Generic type

SE-4014 Galactokinase (BiGalK)



E.C.: 2.7.1.6

Package: 100 U, 1000 U

Explanation: *E. coli* recombinant galactokinase from *Bifidobacterium infantis*.

Definition: One unit is defined as the amount of enzyme that consume 1 μ mol ATP to form Gal-1-P and ADP per min at 37°C.

SE-4015 Glucuronokinase (AtGlcAK)



E.C.: 2.1.7.43

Package: 1 U, 5 U, 25 U

Explanation: *E. coli* recombinant glucuronokinase from *Arabidopsis thaliana*.

Definition: One unit is defined as the amount of enzyme that consume 1 μ mol ATP and GlcA to form GlcA-1-P and ADP per min at 37°C.

SE-4016 Galcuronokinase (AtGalAK)



E.C.: 2.7.1.44

Package: 1 U, 5 U, 25 U

Explanation: *E. coli* recombinant galcuronokinase from *Arabidopsis thaliana*.

Definition: One unit is defined as the amount of enzyme that consume 1 μ mol ATP and GalA to form GalA-1-P and ADP per min at 37°C.

SE-4017 Hexokinase (HsHKI)



E.C.: 2.7.1.1

Package: 1 U, 5 U, 25 U

Explanation: *E. coli* recombinant hexokinase from *Homo sapiens*.

Definition: One unit is defined as the amount of enzyme that consume 1 μ mol ATP and glucose to form Glucose-6-P and ADP per min at 37°C.

 Generic type

SE-4018 GlcNAc kinase (EcNagK)



E.C.: 2.7.1.59

Package: 10 U, 50 U, 100 U

Explanation: *E. coli* recombinant GlcNAc kinase from *E. coli*.

Definition: One unit is defined as the amount of enzyme that consume 1 μ mol ATP and GlcNAc to form GlcNAc-6-P and ADP per min at 37°C.

SE-4019 PfGalDH (Galactose dehydrogenase)



E.C.: 1.1.1.48

Package: 10 U, 50 U, 100 U

Explanation: *E. coli* recombinant galactose dehydrogenase from *Pseudomonas fluorescens*.

Definition: One unit is defined as the amount of enzyme that catalyzes the formation of 1 μ mol NADH from Galactose and NAD per minute at 37°C.

SE-4020 RsHexNacO (N-acylhexosamine oxidase)



E.C.: 1.1.3.29

Package: 10 U, 50 U 100 U

Explanation: *E. coli* recombinant N-acylhexosamine oxidase from *Ralstonia solanacearum*.

Definition: One unit is defined as the amount of enzyme that catalyzes the formation of 1 μ mol H₂O₂ per minute at 37°C.

SE-4021 EcDeoB (phosphopentomutase)



E.C.: 5.4.2.7

Package: 10 U, 50 U, 100 U

Explanation: *E. coli* recombinant phosphopentomutase from *E. coli*.

Definition: One unit is defined as the amount of enzyme that catalyzes the formation of 1 μ mol Ribose-1-P per minute at 37°C.

Generic type

SE-4022 Fructose dehydrogenase (FDH)



E.C.: 1.1.99.11

Package: 25 U, 250 U, 2500 U

Explanation: D-Fructose Dehydrogenase extracted from *Gluconobacter sp.*

Definition: One unit is defined as the amount of enzyme that transfer 1 μ mol D-fructose to 5-ketofructose per min at pH 4.5 at 37°C.

SE-4023 Sialic acid aldolase (EcNPL)



E.C.: 4.1.3.3

Package: 10 U, 50 U

Explanation: *E. coli* recombinant sialic acid aldolase from *E. coli*.

Definition: One unit is defined as the amount of enzyme that catalyzes the formation of 1 μ mol Neu5Ac from ManNAc and Pyruvate per minute at 37°C.

SE-4024 D-galactosyl- β 1, 3-N-acetyl-D-hexosamine phosphorylase (BiGalHexNAcP)



E.C.: 2.4.1.211

Package: 5 U, 25 U, 200 U

Explanation: *E.coli* recombinant D-galactosyl- β 1, 3-N-acetyl-D-hexosamine phosphorylase from *Bifidobacterium infantis*.

Definition: One unit is defined as the amount of enzyme that catalyzes the formation of Gal β 1,3GlcNAc from Gal-1-P and 1 μ mol GlcNAc per minute at 37°C.

SE-4025 Ketoheokinase,KHK-C



E.C.: 2.7.1.3

Package: 50 U, 250 U, 1 kU

Explanation: *E. coli* recombinant ketoheokinases from *Homo sapiens*.

Definition: One unit is defined as the amount of enzyme that consume 1 μ mol ATP and fructose to form fructose-1-P per min at 37°C.

Generic type

SE-4026 L-arabinose isomerase



E.C.: 5.3.1.4

Package: 200 U, 1000 U, 5000 U

Explanation: *E.coli* recombinant L-arabinose isomerase from *Bifidobacterium longum*.

Definition: One unit is defined as the amount of enzyme that catalyzes the formation of 1 μ mol of L -ribulose from L -arabinose and Gal per min at 32°C.

SE-4027 Ribokinase (EcRbsK)



E.C.: 2.7.1.15

Package: 100 U, 1kU

Explanation: *E.coli* recombinant ribokinase from *Escherichia coli*.

Definition: Enzyme activity is defined as the amount of enzyme required to catalyze the production of 1 μ mol D-Ribose-5-phosphate from 1 μ MATP and D-ribose per minute at 37°C.

SE-4029 Nucleoside diphosphate kinase (EcNDK)



E.C.: 2.7.4.6

Package: 100 U, 1 kU

Explanation: *E.coli* recombinant nucleoside diphosphate kinase from *Escherichia coli*.

Definition: Enzyme activity is defined as the amount of enzyme required to catalyze the production of 2'-deoxyribonucleoside 5'-triphosphate from 1 μ M ATP and 2'-deoxyribonucleoside 5'-diphosphate per minute at 37°C.

SE-4030 Xylose isomerase



E.C.: 5.3.1.5

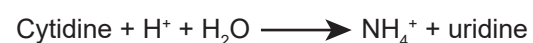
Package: 1 mg, 100 mg

Explanation: *E.coli* recombinant Xylose isomerase from *Streptomyces rubiginosus*.

Definition: One unit is defined as the amount of enzyme that catalyzes the formation of 1 mg fructose from glucose at 60°C, pH7.5, with 10mM MgCl₂.

Generic type

SE-4031 Cytidine deaminase (EcCdd)



E.C.: 3.5.4.5

Package: 100 U, 1 kU

Explanation: *E.coli* recombinant EcCdd from *Escherichia coli*.

Definition: One unit is defined as the amount of enzyme that catalyzes the formation of 1 umol of uridine from cytidine per min at 37°C.

SE-4032 Galactose oxidase (FgGalOx-M1)



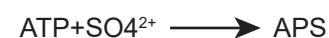
E.C.: 1.1.3.9

Package: 100 U, 1 kU

Explanation: *E.coli* recombinant galactose oxidase from *Fusarium graminearum*.

Definition: Enzyme activity is defined as the amount of enzyme required to catalyze 2μmol ABST per minute at 37 ° C. (2μmol ABST is equivalent to 1μmol O₂).

SE-4033 ATP-Sulfurylase (AnSAT)



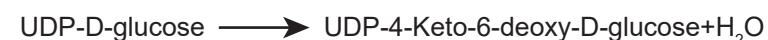
E.C.: 2.7.7.4

Package: 100 U, 1 kU

Explanation: *E.coli* recombinant ATP-Sulfurylase from *Anacystis nidulans*.

Definition: One unit is defined as the amount of enzyme that catalyzes the formation of 1 umol of APS from ATP per min at 37°C.

SE-4034 UDP D-glucose 4,6-dehydratase (ApmUGD)



E.C.: 1.1.1.22

Package: 1 U, 10 U

Explanation: *E.coli* recombinant UDP-D-glucose 4,6-dehydratase from *Acanthamoeba polyphaga mimivirus*.

Definition: One unit is defined as the amount of enzyme that catalyzes the formation of 1 umol of UDP-4-Keto-6-deoxy-D-glucose from UDP-D-glucose at 37°C.

Generic type

SE-4035 UDP-4-keto-6-deoxy-D-glucose 3,5-epimerase/4-reductase (ApmUGER)



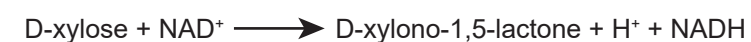
E.C.: 5.3.1.4

Package: 1 U, 10 U

Explanation: *E.coli* recombinant UDP-4-keto-6-deoxy-D-glucose 3,5-epimerase/4-reductase from *Arabidopsis thaliana*.

Definition: One unit is defined as the amount of enzyme that catalyzes the formation of 1 umol of UDP-L-rhamnose from UDP-4-Keto-6-deoxy-D-glucose at 37°C.

SE-4036 D-xylose dehydrogenase (CvXylB)



E.C.: 1.1.1.175

Package: 1 U, 10 U

Explanation: *E.coli* recombinant D-xylose dehydrogenase from *Caulobacter vibrioides*.

Definition: One unit is defined as the amount of enzyme that catalyzes the formation of 1 umol of D-xylono-1,5-lactone from D-xylose at 37°C.

SE-4037 D-xylonolactone lactonase (CvXylC)



E.C.: 3.1.1.110

Package: 1 U, 10 U

Explanation: *E.coli* recombinant D-xylonolactone lactonase from *Caulobacter vibrioides*.

Definition: One unit is defined as the amount of enzyme that catalyzes the formation of 1 umol of D-xylonate from D-xylono-1,5-lactone at 37°C.

SE-4038 Guanosine kinase (EaGSK)



E.C.: 2.7.1.73

Package: 100 U, 1 kU

Explanation: *E.coli* recombinant guanosine kinase from *Exiguobacterium aurantiacum*.

Definition: One unit is defined as the amount of enzyme that catalyzes the formation of 1 umol of GMP from ATP and guanosine at 37°C.

Generic type

SE-4039 Purine nucleoside phosphorylase (EaPNP)

Inosine + phosphate \longrightarrow Alpha-D-ribose 1-phosphate + hypoxanthine

E.C.: 2.4.2.1

Package: 100 U, 1 kU

Explanation: *E.coli* recombinant purine nucleoside phosphorylase from *Enterobacter aerogenes*.

Definition: One unit is defined as the amount of enzyme that catalyzes the formation of 1 umol of hypoxanthine from inosine at 37°C.

SE-4040 Adenine deaminase (EcAdeD)

Adenine + H⁺ + H₂O \longrightarrow Hypoxanthine + NH₄⁺

E.C.: 3.5.4.2

Package: 100 U, 1 kU

Explanation: *E.coli* recombinant adenine deaminase from *Escherichia coli*.

Definition: One unit is defined as the amount of enzyme that catalyzes the formation of 1 umol of adenine from hypoxanthine at 37°C.

SE-4041 Adenylyl-sulfate kinase (EcCysC)

Adenosine 5'-phosphosulfate + ATP \longrightarrow 3'-phosphoadenylyl sulfate + ADP + H⁺

E.C.: 2.7.1.25

Package: 100 U, 1 kU

Explanation: *E.coli* recombinant adenylyl-sulfate kinase from *Escherichia coli*.

Definition: One unit is defined as the amount of enzyme that catalyzes the formation of 1 umol of 3'-phosphoadenylyl sulfate from adenosine 5'-phosphosulfate and ATP at 37°C.

SE-4042 Thymidine phosphorylase (EcDeoA)

Phosphate + thymidine \longrightarrow 2-deoxy-alpha-D-ribose 1-phosphate + thymine

E.C.: 2.4.2.4

Package: 100 U, 1 kU

Explanation: *E.coli* recombinant thymidine phosphorylase from *Escherichia coli*.

Definition: One unit is defined as the amount of enzyme that catalyzes the formation of 1 umol of thymine from thymidine at 37°C.

Generic type

SE-4043 Purine nucleoside phosphorylase (EcDeoD)

A purine D-ribonucleoside + phosphate \longrightarrow A purine nucleobase + alpha-D-ribose 1-phosphate

E.C.: 2.4.2.1

Package: 100 U, 1 kU

Explanation: *E.coli* recombinant purine nucleoside phosphorylase from *Escherichia coli*.

Definition: One unit is defined as the amount of enzyme that catalyzes the formation of 1 umol of alpha-D-ribose 1-phosphate from a purine D-ribonucleoside at 37°C.

SE-4044 Polyphosphate kinase (RsPPK)

[Phosphate](n) + ATP \longrightarrow [Phosphate](n+1) + ADP

E.C.: 2.7.4.1

Package: 100 U, 1 kU

Explanation: *E.coli* recombinant polyphosphate kinaseK from *Rhodobacter sphaeroides*.

Definition: One unit is defined as the amount of enzyme that catalyzes the formation of 1 umol of ADP from ATP and [Phosphate](n) at 37°C.

SE-4045 Polyphosphate kinase (EcPPK)

[Phosphate](n) + ATP \longrightarrow [Phosphate](n+1) + ADP

E.C.: 2.7.4.1

Package: 100 U, 1 kU

Explanation: *E.coli* recombinant polyphosphate kinase from *Escherichia coli*.

Definition: One unit is defined as the amount of enzyme that catalyzes the formation of 1 umol of ADP from ATP and [phosphate](n) at 37°C.

SE-4046 Polyphosphate kinase (HbPPK2)

[Phosphate](n) + ATP \longrightarrow [Phosphate](n+1) + ADP

E.C.: 2.7.4.1

Package: 100 U, 1 kU

Explanation: *E.coli* recombinant polyphosphate kinase from *Hydrogenophilaceae bacterium*.

Definition: One unit is defined as the amount of enzyme that catalyzes the formation of 1 umol of ADP from ATP and [phosphate](n) at 37°C.

 Generic type

SE-4047 Polyphosphate kinase (AsPPK2)



E.C.: 2.7.4.1

Package: 100 U, 1 kU

Explanation: *E.coli* recombinant polyphosphate kinase from *Acidibacillus sulfuroxidans*.

Definition: One unit is defined as the amount of enzyme that catalyzes the formation of 1 umol of ADP and [Phosphate](n+1) from ATP and [phosphate](n) at 37°C.

SE-4048 Glutamate decarboxylase (EcGadB)



E.C.: 4.1.1.15

Package: 1 U, 10 U

Explanation: *E.coli* recombinant glutamate decarboxylase from *Escherichia coli*.

Definition: One unit is defined as the amount of enzyme that catalyzes the formation of 1 umol of 4-aminobutanoate from L-glutamate at 37°C.

SE-4049 Nicotinamide adenine dinucleotide (NADH) oxidase (SmNox)



E.C.: 1.6.99.3

Package: 1 U, 10 U

Explanation: *E.coli* recombinant NADH oxidase from *Streptococcus mutans*.

Definition: One unit is defined as the amount of enzyme that catalyzes the formation of 1 umol of NADH from NAD⁺ at 37°C.

SE-4050 Guanylate kinase (ScGMK)



E.C.: 2.7.4.8


Package: 100 U, 1 kU

Explanation: *E.coli* recombinant guanylate kinase from *Saccharomyces cerevisiae*.

Definition: One unit is defined as the amount of enzyme that catalyzes the formation of 1 umol of GDP from GMP and ATP at 37°C.

 Generic type

SE-4051 Uridylate kinase (ScURA6)



E.C.: 2.7.4.14

Package: 100 U, 1 kU

Explanation: *E.coli* recombinant uridylate kinase from *Saccharomyces cerevisiae*.

Definition: One unit is defined as the amount of enzyme that catalyzes the formation of 1 umol of UDP from UMP and ATP at 37°C.

糖基化修饰工具酶——助力糖生物学发展 >>>

背景介绍

糖基化修饰是一种普遍存在的蛋白质翻译后修饰的类型，主要发生在内质网和高尔基体中，在细胞生长、分化和代谢，蛋白质折叠和降解，病毒和细菌识别，信号传递以及受精等生命过程中发挥重要作用。

正确的蛋白质糖基化影响蛋白质自身的稳定性、免疫原性、代谢特性以及生物活性等。目前，蛋白质糖基化和糖蛋白功能特性的研究已成为糖生物学领域研究的前沿热点。

我们的优势

武汉糖智药业拥有先进的真核表达技术平台，可以提供各种人来源的糖基转移酶、糖苷酶等，助力蛋白糖基化修饰、糖肽合成及各种O-糖和N-糖合成等。

我们拥有酵母、杆状病毒-昆虫细胞、哺乳动物细胞等真核表达系统，能合成具有高生物活性的酶，并能应用生物反应器进行放大生产，满足科研和工业上的需要。

Galactose transferase

GE-1001 beta-1,4-Galactosyltransferase 1 (B4GalT1)



E.C.: 2.4.1.22

Package: 20 ug, 100 ug, 1 mg

Explanation: Trichoplusia ni, High Five(baculovirus)-derived human beta-1,4-Galactosyltransferase 1/B4GalT1 protein.

Definition: Measured by its ability to transfer galactose from UDP-galactose to N-Acetyl-alpha -D-glucosamine.

GE-1002 beta-1,4-Galactosyltransferase 1 (B4GalT1 (Y285L))



E.C.: 2.4.1-

Package: 20 ug, 100 ug, 1 mg

Explanation: Trichoplusia ni, High Five(baculovirus)-derived human beta-1,4-Galactosyltransferase 1/B4GALT1 protein.

Definition: Measured by its ability to transfer N-Acetyl-D-galactosamine from UDP-GalNAc to N-Acetyl-D-glucosamine.

Galactose transferase

GE-1003 Beta-1,3-galactosyltransferase 5 (B3GalT5)



E.C.: 2.4.1-

Package: 20 ug, 100 ug, 1 mg

Explanation: Chinese Hamster Ovary cell line, CHO-derived human B3GalT5 protein.

Definition: Measured by its ability to transfer galactose from UDP-galactose to N-Acetyl-alpha -D-glucosamine.

GE-1004 beta-1,4-Galactosyltransferase 2 (B4GalT2)



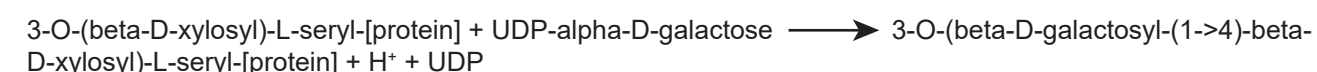
E.C.: 2.4.1.22

Package: 20 ug, 100 ug, 1 mg

Explanation: Trichoplusia ni, High Five(baculovirus)-derived human beta-1,4-Galactosyltransferase 2/B4GalT2 protein.

Definition: Measured by its ability to transfer galactose from UDP-galactose to glucose.

GE-1005 beta-1,4-Galactosyltransferase 7 (B4GalT7)



E.C.: 2.4.1.133

Package: 20 ug, 100 ug, 1 mg

Explanation: Human embryonic kidney cell, HEK293-derived human Beta-1,4-Galactosyltransferase 7/B4GalT7 protein.

Definition: Measured by its ability to transfer galactose from UDP-Galactose to D-Xylose.

GalNAc transferase

GE-1101 UDP-GalNAc:beta-1,3-N-acetylgalactosaminyltransferase 2 (B3GALNT2)

3-O-(N-acetyl-beta-D-glucosaminyl-(1->4)-alpha-D-mannosyl)-L-threonyl-[protein] + UDP-N-acetyl-alpha-D-galactosamine = 3-O-[beta-D-GalNAc-(1->3)-beta-D-GlcNAc-(1->4)-alpha-D-Man]-L-Thr-[protein] + H⁺ + UDP

E.C.: 2.4.1.313

Definition: Measured by its ability to transfer GalNAc from UDP-GalNAc to benzyl-GlcNAc.

Package: 20 ug, 100 ug, 1 mg

Explanation: Chinese Hamster Ovary cell line, CHO-derived human B3GALNT2 protein.

GE-1102 Polypeptide N-acetylgalactosaminyltransferase 1 (GALNT1)

L-seryl-[protein] + UDP-N-acetyl-alpha-D-galactosamine = 3-O-[N-acetyl-alpha-D-galactosaminyl]-L-seryl-[protein] + H⁺ + UDP

E.C.: 2.4.1.41

Definition: Measured by its ability to transfer GalNAc from UDP-GalNAc to peptide EA2 .

Package: 20 ug, 100 ug, 1 mg

Explanation: Trichoplusia ni, High Five(baculovirus)-derived human Polypeptide GalNac Transferase 1/GALNT1 protein.

GE-1103 Polypeptide N-acetylgalactosaminyltransferase 2 (GALNT2)

L-seryl-[protein] + UDP-N-acetyl-alpha-D-galactosamine = 3-O-[N-acetyl-alpha-D-galactosaminyl]-L-seryl-[protein] + H⁺ + UDP

E.C.: 2.4.1.41

Definition: Measured by its ability to transfer GalNAc from UDP-GalNAc to peptide EA2.

Package: 20 ug, 100 ug, 1 mg

Explanation: Trichoplusia ni, High Five(baculovirus)-derived human GALNT2 protein.

GE-1104 Polypeptide N-acetylgalactosaminyltransferase 3 (GALNT3)

GlcNAc+UDP-GalNAc \longrightarrow GalNAc(β 1-4) GlcNAc+UDP

E.C.: 2.4.1.41

Definition: Measured by its ability to transfer GalNAc from UDP-GalNAc to peptide EA2.

Package: 20 ug, 100 ug, 1 mg

Explanation: Trichoplusia ni, High Five(baculovirus)-derived human Polypeptide GalNac Transferase 3/GALNT3 protein.

GalNAc transferase

GE-1105 Polypeptide N-acetylgalactosaminyltransferase 4 (GALNT4)

gL-seryl-[protein] + UDP-N-acetyl-alpha-D-galactosamine = 3-O-[N-acetyl-alpha-D-galactosaminyl]-L-seryl-[protein] + H⁺ + UDP

E.C.: 2.4.1.41

Definition: Measured by its ability to transfer GalNAc from UDP-GalNAc to peptide EA2.

Package: 20 ug, 100 ug, 1 mg

Explanation: Trichoplusia ni, High Five(baculovirus)-derived human Polypeptide GalNac Transferase 4/GALNT4 protein.

GE-1106 Polypeptide N-acetylgalactosaminyltransferase 7 (GALNT7)

L-seryl-[protein] + UDP-N-acetyl-alpha-D-galactosamine = 3-O-[N-acetyl-alpha-D-galactosaminyl]-L-seryl-[protein] + H⁺ + UDP

E.C.: 2.4.1.41

Definition: Measured by its ability to transfer GalNAc from UDP-GalNAc to peptide MUC5AC-3/13 .

Package: 20 ug, 100 ug, 1 mg

Explanation: Trichoplusia ni, High Five(baculovirus)-derived human Polypeptide GalNac Transferase 7/GALNT7 protein.

GE-1107 Polypeptide N-acetylgalactosaminyltransferase 10 (GALNT10)

L-seryl-[protein] + UDP-N-acetyl-alpha-D-galactosamine = 3-O-[N-acetyl-alpha-D-galactosaminyl]-L-seryl-[protein] + H⁺ + UDP

E.C.: 2.4.1.41

Definition: Measured by its ability to transfer GalNAc from UDP-GalNAc to peptide MUC5AC-3/13 .

Package: 20 ug, 100 ug, 1 mg

Explanation: Trichoplusia ni, High Five(baculovirus)-derived human Polypeptide GalNac Transferase 10/GALNT10 protein.

GE-1108 Polypeptide N-acetylgalactosaminyltransferase 11 (GALNT11)

L-seryl-[protein] + UDP-N-acetyl-alpha-D-galactosamine = 3-O-[N-acetyl-alpha-D-galactosaminyl]-L-seryl-[protein] + H⁺ + UDP

E.C.: 2.4.1.41

Definition: Measured by its ability to transfer GalNAc from UDP-GalNAc to peptide EA2.

Package: 20 ug, 100 ug, 1 mg

Explanation: Chinese Hamster Ovary cell line, CHO-derived human Polypeptide GalNac Transferase 11/GALNT11 protein.

GalNAc transferase

GE-1109 Polypeptide N-acetylgalactosaminyltransferase 12 (GALNT12)

L-seryl-[protein] + UDP-N-acetyl-alpha-D-galactosamine = 3-O-[N-acetyl-alpha-D-galactosaminyl]-L-seryl-[protein] + H⁺ + UDP

E.C.: 2.4.1.41

Definition: Measured by its ability to transfer GalNAc from UDP-GalNAc to peptide EA2.

Package: 20 ug, 100 ug, 1 mg

Explanation: Chinese Hamster Ovary cell line, CHO-derived human Polypeptide GalNAc Transferase 12/GALNT12 protein.

GE-1110 Polypeptide N-acetylgalactosaminyltransferase 13 (GALNT13)

L-seryl-[protein] + UDP-N-acetyl-alpha-D-galactosamine = 3-O-[N-acetyl-alpha-D-galactosaminyl]-L-seryl-[protein] + H⁺ + UDP

E.C.: 2.4.1.41

Definition: Measured by its ability to transfer GalNAc from UDP-GalNAc to peptide EA2.

Package: 20 ug, 100 ug, 1 mg

Explanation: Human embryonic kidney cell, HEK293-derived human Polypeptide GalNAc Transferase 13/GALNT13 protein.

GE-1111 Polypeptide N-acetylgalactosaminyltransferase 14 (GALNT14)

L-seryl-[protein] + UDP-N-acetyl-alpha-D-galactosamine = 3-O-[N-acetyl-alpha-D-galactosaminyl]-L-seryl-[protein] + H⁺ + UDP

E.C.: 2.4.1.41

Definition: Measured by its ability to transfer GalNAc from UDP-GalNAc to peptide EA2.

Package: 20 ug, 100 ug, 1 mg

Explanation: Chinese Hamster Ovary cell line, CHO-derived human Polypeptide GalNAc Transferase 14/GALNT14 protein.

GE-1112 Polypeptide N-acetylgalactosaminyltransferase 16 (GALNTL1)

L-seryl-[protein] + UDP-N-acetyl-alpha-D-galactosamine = 3-O-[N-acetyl-alpha-D-galactosaminyl]-L-seryl-[protein] + H⁺ + UDP

E.C.: 2.4.1.41

Definition: Measured by its ability to transfer GalNAc from UDP-GalNAc to peptide EA2.

Package: 20 ug, 100 ug, 1 mg

Explanation: Trichoplusia ni, High Five(baculovirus)-derived human GALNTL1 protein.

GlcNAc transferase

GE-1201 Alpha-1,4-N-Acetylglucosaminyltransferase 4 (A4GNT)

Catalyzes the transfer of N-acetylglucosamine (GlcNAc) to core 2 branched O-glycans

Package: 20 ug, 100 ug, 1 mg

Definition: Measured by its ability to transfer GlcNAc from UDP-GlcNAc to galactose.

Explanation: Chinese Hamster Ovary cell line, CHO-derived human Alpha-1,4-N-Acetylglucosaminyltransferase 4/A4GNT protein.

GE-1202 Beta-1,3-N-Acetylglucosaminyltransferase 2 (B3GNT2)

a beta-D-galactosyl-(1->4)-N-acetyl-beta-D-glucosaminyl derivative + UDP-N-acetyl-alpha-D-glucosamine = an N-acetyl-beta-D-glucosaminyl-(1->3)-beta-D-galactosyl-(1->4)-N-acetyl-beta-D-glucosaminyl derivative + H⁺ + UDP

E.C.: 2.4.1.149

Definition: Measured by its ability to transfer GlcNAc from UDP-GlcNAc to N-Acetyl-D-Lactosamine.

Package: 20 ug, 100 ug, 1 mg

Explanation: Trichoplusia ni, High Five(baculovirus)-derived human Beta-1,3-N-Acetylglucosaminyltransferase 2/B3GNT2 protein.

GE-1203 Beta-1,3-N-Acetylglucosaminyltransferase 4 (B3GNT4)

a beta-D-galactosyl-(1->4)-N-acetyl-beta-D-glucosaminyl derivative + UDP-N-acetyl-alpha-D-glucosamine = an N-acetyl-beta-D-glucosaminyl-(1->3)-beta-D-galactosyl-(1->4)-N-acetyl-beta-D-glucosaminyl derivative + H⁺ + UDP

E.C.: 2.4.1.41

Definition: Measured by its ability to transfer N-acetylglucosamine from UDP-GlcNAc to beta -lactose.

Package: 20 ug, 100 ug, 1 mg

Explanation: Chinese Hamster Ovary cell line, CHO-derived human Polypeptide GalNAc Transferase 11/GALNT11 protein.

GE-1204 Beta-1,3-N-Acetylglucosaminyltransferase 6 (B3GNT6)

3-O-[N-acetyl-alpha-D-galactosaminyl]-L-threonyl-[protein] + UDP-N-acetyl-alpha-D-glucosamine = 3-O-[N-acetyl-beta-D-glucosaminyl-(1->3)-N-acetyl-alpha-D-galactosaminyl]-L-threonyl-[protein] + H⁺ + UDP

E.C.: 2.4.1.147

Definition: Measured by its ability to transfer GlcNAc from UDP-GlcNAc to 4-nitrophenyl-alpha -D-galactosaminide.

Package: 20 ug, 100 ug, 1 mg

Explanation: Chinese Hamster Ovary cell line, CHO-derived human Beta-1,3-N-Acetylglucosaminyltransferase 6/B3GNT6 protein.

GlcNAc transferase

GE-1206 Glucosaminyl (N-acetyl) Transferase 4 Core 2 (C2GNT3/GCNT4)

O3-[beta-D-galactosyl-(1->3)-N-acetyl-alpha-D-galactosaminyl]-L-seryl-[protein] + UDP-N-acetyl-alpha-D-glucosamine = 3-O-[beta-D-galactosyl-(1->3)-[N-acetyl-beta-D-glucosaminyl-(1->6)]]-N-acetyl-alpha-D-galactosaminyl]-L-seryl-[protein] + H⁺ + UDP

E.C.: 2.4.1.102

Package: 20 ug, 100 ug, 1 mg

Explanation: Chinese Hamster Ovary cell line, CHO-derived human C2GNT3/GCNT4 protein.

Definition: Measured by its ability to transfer GlcNAc from UDP-GlcNAc to B1-3 galactosyl-N-acetyl galactosamine.

GE-1207 Glucosaminyl (N-acetyl) Transferase 1 (GCNT1)

O3-[beta-D-galactosyl-(1->3)-N-acetyl-alpha-D-galactosaminyl]-L-seryl-[protein] + UDP-N-acetyl-alpha-D-glucosamine = 3-O-[beta-D-galactosyl-(1->3)-[N-acetyl-beta-D-glucosaminyl-(1->6)]]-N-acetyl-alpha-D-galactosaminyl]-L-seryl-[protein] + H⁺ + UDP

E.C.: 2.4.1.102

Package: 20 ug, 100 ug, 1 mg

Explanation: Trichoplusia ni, High Five(baculovirus)-derived human Glucosaminyl (N-acetyl) Transferase 1/GCNT1 protein.

Definition: Measured by its ability to transfer GlcNAc from UDP-GlcNAc to B1-3 galactosyl-N-acetyl galactosamine.

GE-1208 Glucosaminyl (N-acetyl) Transferase 2 (GCNT2)

a beta-D-Gal-(1->4)-beta-D-GlcNAc-(1->3)-beta-D-Gal-(1->4)-beta-D-GlcNAc derivative + UDP-N-acetyl-alpha-D-glucosamine = a beta-D-Gal-(1->4)-beta-D-GlcNAc-(1->3)-[beta-D-GlcNAc-(1->6)]-beta-D-Gal-(1->4)-N-acetyl-beta-D-glucosaminyl derivative + H⁺ + UDP

E.C.: 2.4.1.150

Package: 20 ug, 100 ug, 1 mg

Explanation: Chinese Hamster Ovary cell line, CHO-derived human Glucosaminyl (N-acetyl) Transferase 2/GCNT2 protein.

Definition: Measured by its ability to transfer GlcNAc from UDP-GlcNAc to Cy5-labeled Extended G2.

GE-1209 N-Acetylglucosaminyltransferase I (MGAT1)

N4-(alpha-D-Man-(1->3)-[alpha-D-Man-(1->3)-[alpha-D-Man-(1->6)]]-alpha-D-Man-(1->6))-beta-D-Man-(1->4)-beta-D-GlcNAc-(1->4)-beta-D-GlcNAc-L-asparaginyl-[protein] (N-glucan mannose isomer 5A1,2) + UDP-N-acetyl-alpha-D-glucosamine = H⁺ + N4-{beta-D-GlcNAc-(1->2)-alpha-D-Man-(1->3)-[alpha-D-Man-(1->3)-[alpha-D-Man-(1->6)]]-alpha-D-Man-(1->6))-beta-D-Man-(1->4)-beta-D-GlcNAc-(1->4)-beta-D-GlcNAc-L-asparaginyl-[protein] + UDP

E.C.: 2.4.1.101

Package: 20 ug, 100 ug, 1 mg

Explanation: Trichoplusia ni, High Five(baculovirus)-derived human N-Acetylglucosaminyltransferase I/MGAT1 protein.

Definition: Measured by its ability to transfer N-Acetyl-D-Glucosamine from UDP-GlcNAc to alpha 1-3, alpha 1-6-Mannotriose.

GlcNAc transferase

GE-1210 N-Acetylglucosaminyltransferase 2 (MGAT2)

N4-{beta-D-GlcNAc-(1->2)-alpha-D-Man-(1->3)-[alpha-D-Man-(1->6)]]-beta-D-Man-(1->4)-beta-D-GlcNAc-(1->4)-beta-D-GlcNAc-L-asparaginyl-[protein] + UDP-N-acetyl-alpha-D-glucosamine = H⁺ + N4-{beta-D-GlcNAc-(1->2)-alpha-D-Man-(1->3)-[beta-D-GlcNAc-(1->2)-alpha-D-Man-(1->6)]]-beta-D-Man-(1->4)-beta-D-GlcNAc-(1->4)-beta-D-GlcNAc-L-asparaginyl-[protein] + UDP

E.C.: 2.4.1.143

Package: 20 ug, 100 ug, 1 mg

Explanation: Human embryonic kidney cell, HEK293-derived human N-Acetylglucosaminyltransferase 2/MGAT2 protein.

Definition: Measured by its ability to modify the glycan Cy5-labeled M1N1f and thereby creating a band shift.

GE-1211 N-Acetylglucosaminyltransferase III (MGAT3)

N4-{beta-D-GlcNAc-(1->2)-alpha-D-Man-(1->3)-[beta-D-GlcNAc-(1->2)-alpha-D-Man-(1->6)]]-beta-D-Man-(1->4)-beta-D-GlcNAc-(1->4)-beta-D-GlcNAc-L-asparaginyl-[protein] + UDP-N-acetyl-alpha-D-glucosamine = H⁺ + N4-{beta-D-GlcNAc-(1->2)-alpha-D-Man-(1->3)-[beta-D-GlcNAc-(1->4)]]-beta-D-GlcNAc-(1->2)-alpha-D-Man-(1->6)]]-beta-D-Man-(1->4)-beta-D-GlcNAc-(1->4)-beta-D-GlcNAc-L-asparaginyl-[protein] + UDP

E.C.: 2.4.1.144

Package: 20 ug, 100 ug, 1 mg

Explanation: Chinese Hamster Ovary cell line, CHO-derived human N-Acetylglucosaminyltransferase III/MGAT3 protein.

Definition: Measured by its ability to transfer N-Acetyl-alpha -D-glucosamine from UDP-N-Acetyl-alpha -D-glucosamine to a biantennary N-linked core pentasaccharide in a CD39L3 coupled assay.

GE-1212 N-Acetylglucosaminyltransferase V (MGAT5)

N4-{beta-D-GlcNAc-(1->2)-[beta-D-GlcNAc-(1->4)]-alpha-D-Man-(1->3)-[beta-D-GlcNAc-(1->2)-alpha-D-Man-(1->6)]]-beta-D-Man-(1->4)-beta-D-GlcNAc-(1->4)-beta-D-GlcNAc-L-asparaginyl-[protein] + UDP-N-acetyl-alpha-D-glucosamine = H⁺ + N4-{beta-D-GlcNAc-(1->2)-[beta-D-GlcNAc-(1->4)]-alpha-D-Man-(1->3)-[beta-D-GlcNAc-(1->2)-[beta-D-GlcNAc-(1->6)]]-alpha-D-Man-(1->6)]]-beta-D-Man-(1->4)-beta-D-GlcNAc-(1->4)-beta-D-GlcNAc-L-asparaginyl-[protein] + UDP

E.C.: 2.4.1.155

Package: 20 ug, 100 ug, 1 mg

Explanation: Trichoplusia ni, High Five(baculovirus)-derived human N-Acetylglucosaminyltransferase V/MGAT5 protein.

Definition: Measured by its ability to transfer N-Acetyl-alpha -D-glucosamine from UDP-N-Acetyl-alpha -D-glucosamine to a biantennary N-linked core pentasaccharide in a CD39L3 coupled assay.

Sialyltransferases

GE-1301 ST3 beta-Gal alpha-2,3-Sialyltransferase 1 (ST3GAL1)

a beta-D-galactosyl-(1->3)-N-acetyl-alpha-D-galactosaminyl derivative + CMP-N-acetyl-beta-neuraminate = an N-acetyl-alpha-neuraminy-(2->3)-beta-D-galactosyl-(1->3)-N-acetyl-alpha-D-galactosaminyl derivative + CMP + H⁺

E.C.: 2.4.3.4

Definition: Measured by its ability to transfer Neu5Ac from CMP-Neu5Ac to bovine B1-3 galactosyl-N-acetyl galactosamine.

Package: 20 ug, 100 ug, 1 mg

Explanation: Trichoplusia ni, High Five(baculovirus)-derived human ST3 beta-Gal alpha-2,3-Sialyltransferase 1/ST3GAL1 protein.

GE-1302 ST3 beta-Gal alpha-2,3-Sialyltransferase 2 (ST3GAL2)

a beta-D-galactosyl-(1->3)-N-acetyl-alpha-D-galactosaminyl derivative + CMP-N-acetyl-beta-neuraminate = an N-acetyl-alpha-neuraminy-(2->3)-beta-D-galactosyl-(1->3)-N-acetyl-alpha-D-galactosaminyl derivative + CMP + H⁺

E.C.: 2.4.3.4

Definition: Measured by its ability to transfer Neu5Ac from CMP-Neu5Ac to bovine B1-3 galactosyl-N-acetyl galactosamine.

Package: 20 ug, 100 ug, 1 mg

Explanation: Chinese Hamster Ovary cell line, CHO-derived human ST3 beta-Gal alpha-2,3-Sialyltransferase 2/ST3GAL2 protein.

GE-1303 ST3 beta-Gal alpha-2,3-Sialyltransferase 3 (ST3GAL3)

a beta-D-galactosyl-(1->4)-N-acetyl-beta-D-glucosaminyl derivative + CMP-N-acetyl-beta-neuraminate = an N-acetyl-alpha-neuraminy-(2->3)-beta-D-galactosyl-(1->4)-N-acetyl-beta-D-glucosaminyl derivative + CMP + H⁺

E.C.: 2.4.3.6

Definition: Measured by its ability to transfer Neu5Ac from CMP-Neu5Ac to N-Acetyllactosamine.

Package: 20 ug, 100 ug, 1 mg

Explanation: Trichoplusia ni, High Five(baculovirus)-derived human ST3GAL3 protein.

GE-1304 ST3 beta-Gal alpha-2,3-Sialyltransferase 4 (ST3GAL4)

a beta-D-galactosyl-(1->3)-N-acetyl-beta-D-galactosaminyl derivative + CMP-N-acetyl-beta-neuraminate = an N-acetyl-alpha-neuraminy-(2->3)-beta-D-galactosyl-(1->3)-N-acetyl-beta-D-galactosaminyl derivative + CMP + H⁺

E.C.: 2.4.3.2

Definition: Measured by its ability to transfer Neu5Ac from CMP-Neu5Ac to alpha -lactose.

Package: 20 ug, 100 ug, 1 mg

Explanation: Trichoplusia ni, High Five(baculovirus)-derived human ST3GAL4 protein.

Sialyltransferases

GE-1305 ST3 beta-Gal alpha-2,3-Sialyltransferase 5 (ST3GAL5/GM3 Synthase (Mouse))

a beta-D-Gal-(1->4)-beta-D-Glc-(1<->1)-Cer(d18:1(4E)) + CMP-N-acetyl-beta-neuraminate = CMP + ganglioside GM3 (d18:1(4E)) + H⁺

E.C.: 2.4.3.9

Definition: Measured by its ability to transfer Neu5Ac from CMP-Neu5Ac to alpha -lactose.

Package: 20 ug, 100 ug, 1 mg

Explanation: Chinese Hamster Ovary cell line, CHO-derived mouse ST3GAL5/GM3 Synthase protein.

GE-1306 ST3 beta-Gal alpha-2,3-Sialyltransferase 6 (ST3GAL6)

Involved in the synthesis of sialyl-paragloboside, a precursor of sialyl-Lewis X determinant. Has a alpha-2,3-sialyltransferase activity toward Gal-beta1,4-GlcNAc structure on glycoproteins and glycolipids. Has a restricted substrate specificity, it utilizes Gal-beta1,4-GlcNAc on glycoproteins, and neolactotetraosylceramide and neolactohexaosylceramide, but not lactotetraosylceramide, lactosylceramide or asialo-GM1.

E.C.: 2.4.99.

Definition: Measured by its ability to transfer Neu5Ac from CMP-Neu5Ac to N-Acetyllactosamine.

Package: 20 ug, 100 ug, 1 mg

Explanation: Chinese Hamster Ovary cell line, CHO-derived human ST3GAL6 protein.

GE-1307 ST6 Gal Sialyltransferase 1 (ST6GAL1)

a beta-D-galactoside + CMP-N-acetyl-beta-neuraminate = an N-acetyl-alpha-neuraminy-(2->6)-beta-D-galactosyl derivative + CMP + H⁺

E.C.: 2.4.3.1

Definition: Measured by its ability to transfer Neu5Ac from CMP-Neu5Ac to N-Acetyllactosamine.

Package: 20 ug, 100 ug, 1 mg

Explanation: Trichoplusia ni, High Five(baculovirus)-derived human ST6 Gal Sialyltransferase 1/ST6GAL1 protein.

GE-1308 ST6 Gal Sialyltransferase 2 (ST6GAL2)

a beta-D-galactoside + CMP-N-acetyl-beta-neuraminate = an N-acetyl-alpha-neuraminy-(2->6)-beta-D-galactosyl derivative + CMP + H⁺

E.C.: 2.4.3.1

Definition: Measured by its ability to transfer Neu5Ac from CMP-Neu5Ac to fetuin of fetal calf serum.

Package: 20 ug, 100 ug, 1 mg

Explanation: Chinese Hamster Ovary cell line, CHO-derived human ST6 Gal Sialyltransferase 2/ST6GAL2 protein.

Sialyltransferases

GE-1309 ST6 Sialyltransferase 1 (ST6GALNAC1)

a beta-D-galactosyl-(1->3)-N-acetyl-alpha-D-galactosaminyl derivative + CMP-N-acetyl-beta-neuraminate = a beta-D-galactosyl-(1->3)-[N-acetyl-alpha-neuraminyl-(2->6)]-N-acetyl-alpha-D-galactosaminyl derivative + CMP + H⁺

E.C.: 2.4.3.3

Package: 20 ug, 100 ug, 1 mg

Explanation: Human embryonic kidney cell, HEK293-derived human ST6 Sialyltransferase 1/ST6GALNAC1 protein.

Definition: Measured by its ability to transfer Neu5Ac from CMP-Neu5Ac to fetuin of fetal calf serum.

GE-1310 ST6 Sialyltransferase 2 (ST6GALNAC2)

a beta-D-galactosyl-(1->3)-N-acetyl-alpha-D-galactosaminyl derivative + CMP-N-acetyl-beta-neuraminate = a beta-D-galactosyl-(1->3)-[N-acetyl-alpha-neuraminyl-(2->6)]-N-acetyl-alpha-D-galactosaminyl derivative + CMP + H⁺

E.C.: 2.4.3.3

Package: 20 ug, 100 ug, 1 mg

Explanation: Trichoplusia ni, High Five(baculovirus)-derived mouse ST6 Sialyltransferase 2/ST6GALNAC2 protein.

Definition: Measured by its ability to transfer Neu5Ac from CMP-Neu5Ac to fetuin of fetal calf serum.

GE-1311 ST6 Sialyltransferase 4 (ST6GALNAC4)

an alpha-Neu5Ac-(2->3)-beta-D-Gal-(1->3)-D-GlcNAc derivative + CMP-N-acetyl-beta-neuraminate = an alpha-Neu5Ac-(2->3)-beta-D-Gal-(1->3)-[alpha-Neu5Ac-(2->6)]-D-GlcNAc-R + CMP + H⁺

E.C.: 2.4.3.7

Package: 20 ug, 100 ug, 1 mg

Explanation: Trichoplusia ni, High Five(baculovirus)-derived human ST6GALNAC4 protein.

Definition: Measured by its ability to transfer Neu5Ac from CMP-Neu5Ac to fetuin of fetal calf serum.

GE-1312 ST6 Sialyltransferase 5 (ST6GALNAC5)

CMP-N-acetyl-beta-neuraminate + ganglioside GM1b (d18:1(4E)) = a ganglioside GD1alpha (d18:1(4E)) + CMP + H⁺

E.C.: N/A

Package: 20 ug, 100 ug, 1 mg

Explanation: Chinese Hamster Ovary cell line, CHO-derived human ST6 GalNAc alpha-2,6-sialyltransferaseV/ST6GALNAC5 protein.

Definition: Measured by its ability to transfer Neu5Ac from CMP-Neu5Ac to fetuin of fetal calf serum.

Sialyltransferases

GE-1313 ST6 Sialyltransferase 6 (ST6GALNAC6)

CMP-N-acetyl-beta-neuraminate + ganglioside GM1b (d18:1(4E)) = a ganglioside GD1alpha (d18:1(4E)) + CMP + H⁺

Package: 20 ug, 100 ug, 1 mg

Explanation: Chinese Hamster Ovary cell line, CHO-derived human ST6 Sialyltransferase 6/ST6GALNAC6 protein.

Definition: Measured by its ability to transfer Neu5Ac from CMP-Neu5Ac to fetuin of fetal calf serum.

GE-1314 ST8 alpha-2,8-Sialyltransferase 8A (ST8SIA1)

an N-acetyl-alpha-neuraminyl-(2->3)-beta-D-galactosyl derivative + CMP-N-acetyl-beta-neuraminate = an N-acetyl-alpha-neuraminyl-(2->8)-N-acetyl-alpha-neuraminyl-(2->3)-beta-D-galactosyl derivative + CMP + H⁺

E.C.: 2.4.3.8

Package: 20 ug, 100 ug, 1 mg

Explanation: Chinese Hamster Ovary cell line, CHO-derived human ST8 alpha-2,8-Sialyltransferase 8A/ST8SIA1 protein.

Definition: Measured by its ability to transfer Neu5Ac from CMP-Neu5Ac to fetuin of fetal calf serum.

GE-1315 ST8 alpha-2,8-Sialyltransferase 8B (ST8SIA2)

May transfer sialic acid through alpha-2,8-linkages to the alpha-2,3-linked and alpha-2,6-linked sialic acid of N-linked oligosaccharides of glycoproteins and may be involved in PSA (polysialic acid) expression.

Package: 20 ug, 100 ug, 1 mg

Explanation: Trichoplusia ni, High Five(baculovirus)-derived human ST8 alpha-2,8-Sialyltransferase 8B/ST8SIA2 protein.

Definition: Measured by its ability to transfer sialic acid from CMP-NeuAc to Recombinant Human NCAM□1/CD56 120 isoform.

GE-1316 ST8 alpha-2,8-Sialyltransferase 4 (ST8SIA4)

Catalyzes the polycondensation of alpha-2,8-linked sialic acid required for the synthesis of polysialic acid (PSA), which is present on the embryonic neural cell adhesion molecule (N-CAM), necessary for plasticity of neural cells.

E.C.: 2.4.99.-

Package: 20 ug, 100 ug, 1 mg

Explanation: Chinese Hamster Ovary cell line, CHO-derived human ST8 alpha-2,8-Sialyltransferase 4/ST8SIA4 protein.

Definition: Measured by its ability to transfer sialic acid from CMP-NeuAc to Recombinant Human NCAM□1/CD56 120 isoform.

Sialyltransferases

GE-1317 ST8 alpha-2,8-Sialyltransferase 6 (ST8SIA6)

CMP-N-acetyl-beta-neuraminate + ganglioside GM3 = CMP + ganglioside GD3 + H⁺

E.C.: 2.4.99.-

Package: 20 ug, 100 ug, 1 mg

Explanation: Chinese Hamster Ovary cell line, CHO-derived human ST8 alpha-2,8-Sialyltransferase 6/ST8SIA6 protein.

Definition: Measured by its ability to transfer Neu5Ac from CMP-Neu5Ac to fetuin of fetal calf serum.

Fucosyltransferases

GE-1401 Fucosyltransferase 2 (FUT2)

a beta-D-galactosyl-(1->3)-N-acetyl-beta-D-glucosaminyl derivative + GDP-beta-L-fucose = an alpha-L-Fuc-(1->2)-beta-D-Gal-(1->3)-beta-D-GlcNAc derivative + GDP + H⁺

E.C.: 2.4.1.69

Package: 20 ug, 100 ug, 1 mg

Explanation: Human embryonic kidney cell, HEK293-derived human Fucosyltransferase 2/FUT2 protein.

Definition: Measured by its ability to transfer fucose from GDP-fucose to lactose.

GE-1402 Fucosyltransferase 3 (FUT3)

a beta-D-galactosyl-(1->3)-N-acetyl-beta-D-glucosaminyl derivative + GDP-beta-L-fucose = a beta-D-galactosyl-(1->3)-[alpha-L-fucosyl-(1->4)]-N-acetyl-beta-D-glucosaminyl derivative + GDP + H⁺

E.C.: 2.4.1.65

Package: 20 ug, 100 ug, 1 mg

Explanation: Trichoplusia ni, High Five(baculovirus)-derived human Fucosyltransferase 3/FUT3 protein. Arg35-Thr361, with an N-terminal 6-His tag.

Definition: Measured by its ability to transfer fucose from GDP-fucose to N-Acetylactosamine.

Fucosyltransferases

GE-1403 Fucosyltransferase 5 (FUT5)

a beta-D-galactosyl-(1->3)-N-acetyl-beta-D-glucosaminyl derivative +GDP-beta-L-fucose = a beta-D-galactosyl-(1->3)-[alpha-L-fucosyl-(1->4)]-N-acetyl-beta-D-glucosaminyl derivative + GDP + H⁺

E.C.: 2.4.1.65

Package: 20 ug, 100 ug, 1 mg

Explanation: Trichoplusia ni, High Five(baculovirus)-derived human Fucosyltransferase 5/FUT5 protein.

Definition: Measured by its ability to transfer fucose from GDP-fucose to N-Acetylactosamine.

GE-1404 Fucosyltransferase 6 (FUT6)

E.C.: 2.4.1.152

Package: 20 ug, 100 ug, 1 mg

Explanation: Chinese Hamster Ovary cell line, CHO-derived human ST8 alpha-2,8-Sialyltransferase 8A/ST8SIA1 protein.

Definition: Measured by its ability to transfer fucose from GDP-fucose to fetal bovine fetuin.

GE-1405 Fucosyltransferase 7 (FUT7)

an N-acetyl-alpha-neuraminyl-(2->3)-beta-D-galactosyl-(1->4)-N-acetyl-beta-D-glucosaminyl derivative + GDP-beta-L-fucose = an alpha-Neu5Ac-(2->3)-beta-D-Gal-(1->4)-[alpha-L-Fuc-(1->3)]-beta-D-GlcNAc derivative + GDP + H⁺

E.C.: 2.4.1.-

Package: 20 ug, 100 ug, 1 mg

Explanation: Chinese Hamster Ovary cell line, CHO-derived human Fucosyltransferase 7/FUT7 protein.

Definition: Measured by its ability to transfer fucose from GDP-fucose to fetal bovine fetuin.

GE-1406 SFucosyltransferase 8 (FUT8)

GDP-beta-L-fucose + N4-{beta-D-GlcNAc-(1->2)-alpha-D-Man-(1->3)-[beta-D-GlcNAc-(1->2)-alpha-D-Man-(1->6)]-beta-D-Man-(1->4)-beta-D-GlcNAc-(1->4)-beta-D-GlcNAc-L-asparaginyl-[protein]} = GDP + H⁺ + N4-{beta-D-GlcNAc-(1->2)-alpha-D-Man-(1->3)-[beta-D-GlcNAc-(1->2)-alpha-D-Man-(1->6)]-beta-D-Man-(1->4)-beta-D-GlcNAc-(1->4)-[alpha-L-Fuc-(1->6)]-beta-D-GlcNAc-L-asparaginyl-[protein]}

E.C.: 2.4.1.68

Package: 20 ug, 100 ug, 1 mg

Explanation: Chinese Hamster Ovary cell line, CHO-derived human Fucosyltransferase 8/FUT8 protein.

Definition: Measured by its ability to transfer fucose from GDP-fucose to N-Acetylactosamine.

Fucosyltransferases

GE-1407 Fucosyltransferase 9 (FUT9)

a beta-D-galactosyl-(1->4)-N-acetyl-beta-D-glucosaminyl derivative + GDP-beta-L-fucose = a beta-D-galactosyl-(1->4)-[alpha-L-fucosyl-(1->3)]-N-acetyl-beta-D-glucosaminyl derivative + GDP + H⁺

E.C.: 2.4.1.152

Definition: Measured by its ability to transfer fucose from GDP-fucose to N-Acetylglucosamine.

Package: 20 ug, 100 ug, 1 mg

Explanation: Chinese Hamster Ovary cell line, CHO-derived human Fucosyltransferase 9/FUT9 protein.

GE-1408 Fucosyltransferase 11 (FUT11)

Has fucosyltransferase activity toward biantennary N-glycan acceptors. Does not fucosylate GlcNAc residue within type 2 lactosamine unit.

E.C.: 2.4.1.-

Definition: Measured by its ability to transfer fucose from GDP-fucose to N-Acetylglucosamine.

Package: 20 ug, 100 ug, 1 mg

Explanation: Chinese Hamster Ovary cell line, CHO-derived human Fucosyltransferase 11/FUT11 protein.

GE-1409 Protein O-Fucosyltransferase 1 (POFUT1)

GDP-beta-L-fucose + L-seryl-[protein] = 3-O-(alpha-L-fucosyl)-L-seryl-[protein] + GDP + H⁺

E.C.: 2.4.1.221

Definition: Measured by its ability to hydrolyze the donor substrate GDP-fucose.

Package: 20 ug, 100 ug, 1 mg

Explanation: Trichoplusia ni, High Five(baculovirus)-derived human Protein O-Fucosyltransferase 1/POFUT1 protein.

Carbohydrate Sulfotransferases

GE-1501 Carbohydrate Sulfotransferase 1 (CHST1)

3'-phosphoadenylyl sulfate + keratan = adenosine 3',5'-bisphosphate + keratan 6'-sulfate.

E.C.: 2.8.2.21

Definition: Measured by its ability to transfer sulfate from PAPS to alpha -Lactose under the described conditions.

Package: 20 ug, 100 ug, 1 mg

Explanation: Chinese Hamster Ovary cell line, CHO-derived human Carbohydrate Sulfotransferase 1/CHST1 protein.

GE-1502 Carbohydrate Sulfotransferase 2 (CHST2)

3'-phosphoadenylyl sulfate + 3-O-{N-acetyl-beta-D-glucosaminyl-(1->3)-beta-D-galactosyl-(1->3)-N-acetyl-alpha-D-galactosaminyl}-L-threonyl-[protein] = 3-O-{6-O-sulfo-N-acetyl-beta-D-glucosaminyl-(1->3)-beta-D-galactosyl-(1->3)-N-acetyl-alpha-D-galactosaminyl}-L-threonyl-[protein] + adenosine 3',5'-bisphosphate + H⁺

E.C.: 2.8.2.-

Definition: Measured by its ability to transfer fucose from GDP-fucose to fetal bovine fetuin.

Package: 20 ug, 100 ug, 1 mg

Explanation: Chinese Hamster Ovary cell line, CHO-derived human Carbohydrate Sulfotransferase 2/CHST2 protein.

GE-1503 Carbohydrate Sulfotransferase 3 (CHST3)

n 3'-phosphoadenylyl sulfate + chondroitin beta-D-glucuronate = n adenosine 3',5'-bisphosphate + chondroitin 6'-sulfate + 2 H⁺

E.C.: 2.8.2.17

Definition: Measured by its ability to transfer sulfate from PAPS to chondroitin sulfate under the described conditions.

Package: 20 ug, 100 ug, 1 mg

Explanation: Chinese Hamster Ovary cell line, CHO-derived human Carbohydrate Sulfotransferase 3/CHST3 protein.

GE-1504 Carbohydrate Sulfotransferase 4 (CHST4)

3'-phosphoadenylyl sulfate + 3-O-{N-acetyl-beta-D-glucosaminyl-(1->3)-beta-D-galactosyl-(1->3)-N-acetyl-alpha-D-galactosaminyl}-L-threonyl-[protein] = 3-O-{6-O-sulfo-N-acetyl-beta-D-glucosaminyl-(1->3)-beta-D-galactosyl-(1->3)-N-acetyl-alpha-D-galactosaminyl}-L-threonyl-[protein] + adenosine 3',5'-bisphosphate + H⁺

E.C.: 2.8.2.-

Definition: Measured by its ability to transfer sulfate from PAPS to N-acetyl-D-glucosamine under the described conditions.

Package: 20 ug, 100 ug, 1 mg

Explanation: Chinese Hamster Ovary cell line, CHO-derived human Carbohydrate Sulfotransferase 4/CHST4 protein.

Carbohydrate Sulfotransferases

GE-1505 Carbohydrate Sulfotransferase 5 (CHST5)

Sulfotransferase that utilizes 3'-phospho-5'-adenylyl sulfate (PAPS) as sulfonate donor to catalyze the transfer of sulfate to position 6 of non-reducing N-acetylglucosamine (GlcNAc) residues and O-linked sugars of mucin-type acceptors.

E.C.: 2.8.2.-

Package: 20 ug, 100 ug, 1 mg

Explanation: Chinese Hamster Ovary cell line, CHO-derived mouse Carbohydrate Sulfotransferase 5/CHST5 protein.

Definition: Measured by its ability to transfer sulfate from PAPS to N-acetyl-D-glucosamine under the described conditions.

GE-1506 Carbohydrate Sulfotransferase 6 (CHST6)

3'-phosphoadenylyl sulfate + keratan = adenosine 3',5'-bisphosphate + keratan 6'-sulfate.

E.C.: 2.8.2.21

Package: 20 ug, 100 ug, 1 mg

Explanation: Chinese Hamster Ovary cell line, CHO-derived human Carbohydrate Sulfotransferase 6/CHST6 protein.

Definition: Measured by its ability to transfer sulfate from PAPS to N-acetyl-D-glucosamine under the described conditions.

GE-1507 Carbohydrate Sulfotransferase 7 (CHST7)

n 3'-phosphoadenylyl sulfate + chondroitin beta-D-glucuronate = n adenosine 3',5'-bisphosphate + chondroitin 6'-sulfate + 2 H⁺

E.C.: 2.8.2.17

Package: 20 ug, 100 ug, 1 mg

Explanation: Chinese Hamster Ovary cell line, CHO-derived mouse Carbohydrate Sulfotransferase 7/CHST7 protein.

Definition: Measured by its ability to transfer sulfate from PAPS to N-acetyl-D-glucosamine under the described conditions.

GE-1508 Carbohydrate Sulfotransferase 10 (CHST10)

3'-phosphoadenylyl sulfate + 3-O-{beta-D-GlcA-(1->3)-alpha-D-Xyl-(1->3)-beta-D-GlcA-(1->](n)-4)-beta-D-Xyl-(1->4)-Rib-ol-P-Rib-ol-P-3-beta-D-GalNAc-(1->3)-beta-D-GlcNAc-(1->4)-O-6-P-alpha-D-Man}-L-Thr-[protein] = 3-O-{O-3-S-beta-D-GlcA-(1->3)-alpha-D-Xyl-(1->3)-beta-D-GlcA-(1->](n)-4)-beta-D-Xyl-(1->4)-Rib-ol-P-Rib-ol-P-3-beta-D-GalNAc-(1->3)-beta-D-GlcNAc-(1->4)-O-6-P-alpha-D-Man}-L-Thr-[protein] + adenosine 3',5'-bisphosphate + H⁺

E.C.: 2.8.2.-

Package: 20 ug, 100 ug, 1 mg

Explanation: Chinese Hamster Ovary cell line, CHO-derived human Carbohydrate Sulfotransferase 10/CHST10 protein.

Definition: Measured by its ability to transfer sulfate from PAPS to phenolphthalein glucuronic acid under the described conditions.

Carbohydrate Sulfotransferases

GE-1509 Carbohydrate Sulfotransferase 15 (CHST15)

n 3'-phosphoadenylyl sulfate + dermatan 4'-sulfate = n adenosine 3',5'-bisphosphate + dermatan 4',6'-bissulfate + n H⁺

E.C.: 2.8.2.33

Package: 20 ug, 100 ug, 1 mg

Explanation: Trichoplusia ni, High Five(baculovirus)-derived human Carbohydrate Sulfotransferase 15/CHST15 protein.

Definition: Measured by its ability to transfer sulfate from PAPS to chondroitin sulfate under the described conditions.

GE-1510 Galactose-3-O-sulfotransferase 2 (GAL3ST2)

Catalyzes the transfer of sulfate to the C2-position of selected hexuronic acid residues within the maturing heparan sulfate (HS)

E.C.: 2.8.2.-

Package: 20 ug, 100 ug, 1 mg

Explanation: Chinese Hamster Ovary cell line, CHO-derived human Galactose-3-O-sulfotransferase 2/GAL3ST2 protein.

Definition: Measured by its ability to transfer sulfate from PAPS to heparan sulfate under the described conditions.

GE-1511 Heparan Sulfate 2-O-Sulfotransferase 1 (HS2ST1)

n 3'-phosphoadenylyl sulfate + chondroitin beta-D-glucuronate = n adenosine 3',5'-bisphosphate + chondroitin 6'-sulfate + 2 H⁺

E.C.: 2.8.2.17

Package: 20 ug, 100 ug, 1 mg

Explanation: Chinese Hamster Ovary cell line, CHO-derived human Heparan Sulfate 2-O-Sulfotransferase 1/HS2ST1 protein.

Definition: Measured by its ability to transfer sulfate from PAPS to chondroitin sulfate under the described conditions.

GE-1512 Heparan Sulfate 3-O-Sulfotransferase 1 (HS3ST1)

3'-phosphoadenylyl sulfate + alpha-D-glucosaminyl-[heparan sulfate](n) = 3-sulfo-alpha-D-glucosaminyl-[heparan sulfate](n) + adenosine 3',5'-bisphosphate + H⁺

E.C.: 2.8.2.23

Package: 20 ug, 100 ug, 1 mg

Explanation: Chinese Hamster Ovary cell line, CHO-derived human Heparan Sulfate 3-O-Sulfotransferase 1/HS3ST1 protein.

Definition: Measured by its ability to transfer sulfate from PAPS to heparan sulfate. The specific activity is >30 pmol/min/μg, as measured under the described conditions.

Carbohydrate Sulfotransferases

GE-1513 Heparan Sulfate 3-O-Sulfotransferase 4 (HS3ST4)

3'-phosphoadenylyl sulfate + alpha-D-glucosaminyl-[heparan sulfate](n) = 3-sulfo-alpha-D-glucosaminyl-[heparan sulfate](n) + adenosine 3',5'-bisphosphate + H⁺

E.C.: 2.8.2.23

Package: 20 ug, 100 ug, 1 mg

Explanation: Chinese Hamster Ovary cell line, CHO-derived human Heparan Sulfate 3-O-Sulfotransferase 4/HS3ST4 protein.

Definition: Measured by its ability to transfer sulfate from PAPS to heparan sulfate under the described conditions.

GE-1514 Heparan Sulfate 6-O-Sulfotransferase 1 (HS6ST1)

3'-phosphoadenylyl sulfate + alpha-D-glucosaminyl-[heparan sulfate](n) = 6-sulfo-alpha-D-glucosaminyl-[heparan sulfate](n) + adenosine 3',5'-bisphosphate + H⁺

E.C.: 2.8.2.-

Package: 20 ug, 100 ug, 1 mg

Explanation: Chinese Hamster Ovary cell line, CHO-derived human Heparan Sulfate 6-O-Sulfotransferase 1/HS6ST1 protein.

Definition: Measured by its ability to transfer sulfate from PAPS to heparan sulfate under the described conditions.

GE-1515 Heparan Sulfate 6-O-Sulfotransferase 3 (HS6ST3)

3'-phosphoadenylyl sulfate + alpha-D-glucosaminyl-[heparan sulfate](n) = 6-sulfo-alpha-D-glucosaminyl-[heparan sulfate](n) + adenosine 3',5'-bisphosphate + H⁺

E.C.: 2.8.2.-

Package: 20 ug, 100 ug, 1 mg

Explanation: Chinese Hamster Ovary cell line, CHO-derived human Heparan Sulfate 6-O-Sulfotransferase 3/HS6ST3 protein.

Definition: Measured by its ability to transfer sulfate from PAPS to heparan sulfate under the described conditions.

GE-1516 Heparan Sulfate Glucosamine 3-O-Sulfotransferase 3 (HS3ST3B1)

3'-phosphoadenylyl sulfate + alpha-D-glucosaminyl-[heparan sulfate](n) = 3-sulfo-alpha-D-glucosaminyl-[heparan sulfate](n) + adenosine 3',5'-bisphosphate + H⁺

E.C.: 2.8.2.30

Package: 20 ug, 100 ug, 1 mg

Explanation: Chinese Hamster Ovary cell line, CHO-derived human Heparan Sulfate Glucosamine 3-O-Sulfotransferase 3 protein.

Definition: Measured by its ability to transfer sulfate from PAPS to heparan sulfate under the described conditions.

Carbohydrate Sulfotransferases

GE-1517 N-Deacetylase/N-Sulfotransferase 1 (NDST1)

3'-phosphoadenylyl sulfate + alpha-D-glucosaminyl-[heparan sulfate](n) = adenosine 3',5'-bisphosphate + 2 H⁺ + N-sulfo-alpha-D-glucosaminyl-[heparan sulfate](n)

E.C.: 2.8.2.8

Package: 20 ug, 100 ug, 1 mg

Explanation: Chinese Hamster Ovary cell line, CHO-derived human N-Deacetylase/N-Sulfotransferase 1/NDST1 protein.

Definition: Measured by its ability to transfer sulfate from PAPS to heparan sulfate under the described conditions.

GE-1518 N-Deacetylase/N-Sulfotransferase 2 (NDST2)

3'-phosphoadenylyl sulfate + alpha-D-glucosaminyl-[heparan sulfate](n) = adenosine 3',5'-bisphosphate + 2 H⁺ + N-sulfo-alpha-D-glucosaminyl-[heparan sulfate](n)

E.C.: 2.8.2.8

Package: 20 ug, 100 ug, 1 mg

Explanation: Chinese Hamster Ovary cell line, CHO-derived human Galactose-3-O-sulfotransferase 2/GAL3ST2 protein.

Definition: Measured by its ability to transfer sulfate from PAPS to heparan sulfate under the described conditions.

Glucuronosyltransferases

GE-1601 Protein O-Glucosyltransferase 1 (POGLUT1)

L-seryl-[EGF-like domain protein] + UDP-alpha-D-xylose = 3-O-(beta-D-xylosyl)-L-seryl-[EGF-like domain protein] + H⁺ + UDP

E.C.: 2.4.2.63

Package: 20 ug, 100 ug, 1 mg

Explanation: Chinese Hamster Ovary cell line, CHO-derived human Protein O-Glucosyltransferase 1/POGLUT1 protein.

Definition: Measured by its ability to hydrolyze UDP-Glucose.

Glucuronosyltransferases

GE-1602 beta-1,3-Glucuronyltransferase 1 (B3GAT1)

3-O-(beta-D-galactosyl-(1->3)-beta-D-galactosyl-(1->4)-beta-D-xylosyl)-L-seryl-[protein] + UDP-alpha-D-glucuronate = 3-O-(beta-D-GlcA-(1->3)-beta-D-Gal-(1->3)-beta-D-Gal-(1->4)-beta-D-Xyl)-L-seryl-[protein] + H⁺ + UDP

E.C.: 2.4.1.135

Package: 20 ug, 100 ug, 1 mg

Explanation: Chinese Hamster Ovary cell line, CHO-derived human beta-1,3-Glucuronyltransferase 1/B3GAT1 protein.

Definition: Measured by its ability to transfer GlcA from UDP-GlcA to lactose.

GE-1603 beta-1,4-Glucuronyltransferase 1 (B4GAT1)

3-O-[beta-D-Xyl-(1->4)-Rib-ol-P-Rib-ol-P-3-beta-D-GalNAc-(1->3)-beta-D-GlcNAc-(1->4)-(O-6-P-alpha-D-Man)]-Thr-[protein] + UDP-alpha-D-glucuronate = 3-O-[beta-D-GlcA-(1->3)-beta-D-Xyl-(1->4)-Rib-ol-P-Rib-ol-P-3-beta-D-GalNAc-(1->3)-beta-D-GlcNAc-(1->4)-(O-6-P-alpha-D-Man)]-Thr-[protein] + H⁺ + UDP

Package: 20 ug, 100 ug, 1 mg

Explanation: Chinese Hamster Ovary cell line, CHO-derived human beta-1,4-Glucuronyltransferase 1/B4GAT1 protein.

Definition: Measured by its ability to transfer GlcA from UDP-GlcA to Xylose.

Glycosidases

GE-2001 alpha-Galactosidase A (GLA)

Hydrolysis of terminal, non-reducing alpha-D-galactose residues in alpha-D-galactosides, including galactose oligosaccharides, galactomannans and galactolipids. globoside Gb3Cer (d18:1(4E)) + H₂O = a beta-D-Gal-(1->4)-beta-D-Glc-(1->1)-Cer(d18:1(4E)) + D-galactose

E.C.: 3.2.1.22

Package: 20 ug, 100 ug, 1 mg

Explanation: Chinese Hamster Ovary cell line, CHO-derived human alpha-Galactosidase A/GLA protein.

Definition: Measured by its ability to hydrolyze 4-methylumbelliferyl-alpha -D-galactopyranoside.

GE-2002 alpha-N-acetylgalactosaminidase (NAGA)

Cleavage of non-reducing alpha-(1->3)-N-acetylgalactosamine residues from human blood group A and AB mucin glycoproteins, Forssman hapten and blood group A lacto series glycolipids.

E.C.: 3.2.1.49

Package: 20 ug, 100 ug, 1 mg

Explanation: Chinese Hamster Ovary cell line, CHO-derived human alpha-N-acetylgalactosaminidase/NAGA protein.

Definition: Measured by its ability to cleave alpha-N-acetylgalactosaminyl from 4-Nitrophenyl N-acetyl-alpha -D-galactosaminide.

Glycosidases

GE-2003 Tissue alpha-L-Fucosidase (FUCA1)

an alpha-L-fucoside + H₂O = an alcohol + L-fucose

E.C.: 3.2.1.51

Package: 20 ug, 100 ug, 1 mg

Explanation: Trichoplusia ni, High Five(baculovirus)-derived human Tissue alpha-L-Fucosidase/FUCA1 protein.

Definition: Measured by its ability to cleave a fluorogenic substrate 4-methylumbelliferyl-alpha -L-fucopyranoside.

GE-2004 Galactosylceramidase/GALC (GALC)

a beta-D-galactosyl-(1-<->1')-N-acylsphing-4-enine + H₂O = an N-acylsphing-4-enine + D-galactose

E.C.: 3.2.1.46

Package: 20 ug, 100 ug, 1 mg

Explanation: Chinese Hamster Ovary cell line, CHO-derived human Galactosylceramidase/GALC protein.

Definition: Measured by its ability to cleave a fluorogenic substrate, 4-Methylumbelliferyl-beta -D-galactopyranoside.

GE-2005 Glucosylceramidase (GBA)

a beta-D-glucosyl-(1-<->1')-N-acylsphing-4-enine + H₂O = an N-acylsphing-4-enine + D-glucose

E.C.: 3.2.1.45

Package: 20 ug, 100 ug, 1 mg

Explanation: Chinese Hamster Ovary cell line, CHO-derived human Glucosylceramidase/GBA protein.

Definition: Measured by its ability to hydrolyze 4-methylumbelliferyl-beta -D-glucopyranoside.

GE-2006 Heparanase (HPSE)

endohydrolysis of (1->4)-beta-D-glycosidic bonds of heparan sulfate chains in heparan sulfate proteoglycan.

E.C.: 3.2.1.166

Package: 20 ug, 100 ug, 1 mg

Explanation: Chinese Hamster Ovary cell line, CHO-derived human Heparanase/HPSE protein.

Definition: Measured by its ability to release biotinylated heparan sulfate from Recombinant Human Syndecan□4.

 Glycosidases

GE-2007 Hyaluronidase 2 (HYAL2)

Random hydrolysis of (1->4)-linkages between N-acetyl-beta-D-glucosamine and D-glucuronate residues in hyaluronate.

E.C.: 3.2.1.35

Definition: Measured by its ability to digest Cy5-Labeled Hyaluronan (Low MW) to dp1-dp4.

Package: 20 ug, 100 ug, 1 mg

Explanation: Chinese Hamster Ovary cell line, CHO-derived human Hyaluronidase 2/HYAL2 protein.

GE-2008 alpha-L-Iduronidase (IDUA)

Hydrolysis of unsulfated alpha-L-iduronosidic linkages in dermatan sulfate.

E.C.: 3.2.1.76

Definition: Measured by its ability to cleave a fluorogenic substrate, 4-Methylumbelliferyl alpha-L-iduronide under the described conditions.

Package: 20 ug, 100 ug, 1 mg

Explanation: Trichoplusia ni, High Five(baculovirus)-derived human alpha-L-Iduronidase/IDUA protein.

GE-2009 Lysosomal alpha-Glucosidase (GAA)

Hydrolysis of terminal, non-reducing (1->4)-linked alpha-D-glucose residues with release of alpha-D-glucose.

E.C.: 3.2.1.20

Definition: Measured by its ability to release glucose from starch under the described conditions.

Package: 20 ug, 100 ug, 1 mg

Explanation: Human embryonic kidney cell, HEK293-derived human Lysosomal alpha-Glucosidase protein.

GE-2010 Mannosyl-oligosaccharide 1,2-alpha-mannosidase IA (MAN1A1)

Involved in the maturation of Asn-linked oligosaccharides. Progressively trim alpha-1,2-linked mannose residues from Man9GlcNAc2 to produce Man5GlcNAc2.

E.C.: 3.2.1.113

Definition: Measured by its ability to remove alpha-mannose from the high mannose glycan Man-9 under the described conditions.

Package: 20 ug, 100 ug, 1 mg

Explanation: Chinese Hamster Ovary cell line, CHO-derived human MAN1A1 protein.

 Glycosidases

GE-2011 alpha-N-acetylglucosaminidase (NAGLU)

Hydrolysis of terminal non-reducing N-acetyl-D-glucosamine residues in N-acetyl-alpha-D-glucosaminides.

E.C.: 3.2.1.50

Definition: Measured by its ability to hydrolyze 4-Nitrophenyl-N-acetyl-alpha-D-glucosaminide under the described conditions.

Package: 20 ug, 100 ug, 1 mg

Explanation: Chinese Hamster Ovary cell line, CHO-derived human alpha-N-acetylglucosaminidase/NAGLU protein.

GE-2012 Lysosomal alpha-mannosidase (MAN2B1)

Hydrolysis of terminal, non-reducing alpha-D-mannose residues in alpha-D-mannosides.

E.C.: 3.2.1.24

Definition: Measured by its ability to hydrolyze 4-methylumbelliferyl-alpha-D-mannopyranoside under the described conditions.

Package: 20 ug, 100 ug, 1 mg

Explanation: Human embryonic kidney cell, HEK293-derived human MAN2B1 protein.

Sulfatases

GE-2101 Arylsulfatase A (ARSA)

$H_2O + N\text{-acyl-1-beta-D-(3-O-sulfo)-galactosyl-sphing-4-enine} = a\text{ beta-D-galactosyl-(1->1')-N-acylsphing-4-enine} + H^+ + \text{sulfate}$

E.C.: 3.1.6.8

Package: 20 ug, 100 ug, 1 mg

Explanation: Trichoplusia ni, High Five(baculovirus)-derived human Arylsulfatase A/ARSA protein.

GE-2102 Arylsulfatase B (ARSB)

Hydrolysis of the 4-sulfate groups of the N-acetyl-D-galactosamine 4-sulfate units of chondroitin sulfate and dermatan sulfate.

E.C.: 3.1.6.12

Package: 20 ug, 100 ug, 1 mg

Explanation: Chinese Hamster Ovary cell line, CHO-derived human Arylsulfatase B/ARSB protein.

Definition: Measured by its ability to hydrolyze the substrate 4-Nitrocatechol Sulfate (PNCS) under the described conditions.

GE-2103 Arylsulfatase G (ARSG)

$\text{an aryl sulfate} + H_2O = a\text{ phenol} + H^+ + \text{sulfate}$

E.C.: 3.1.6.1

Package: 20 ug, 100 ug, 1 mg

Explanation: Chinese Hamster Ovary cell line, CHO-derived mouse Arylsulfatase G/ARSG protein.

Definition: Measured by its ability to hydrolyze the substrate 4-Nitrocatechol Sulfate (PNCS) under the described conditions.

GE-2104 Glucosamine (N-acetyl)-6-Sulfatase (GNS)

Hydrolysis of the 6-sulfate groups of the N-acetyl-D-glucosamine 6-sulfate units of heparan sulfate and keratan sulfate.

E.C.: 3.1.6.14

Package: 20 ug, 100 ug, 1 mg

Explanation: Chinese Hamster Ovary cell line, CHO-derived human Glucosamine (N-acetyl)-6-Sulfatase/GNS protein.

Definition: Measured by its ability to hydrolyze the substrate 4-Nitrocatechol Sulfate (PNCS) under the described conditions.

Sulfatases

GE-2105 Iduronate 2-Sulfatase (IDS)

Hydrolysis of the 2-sulfate groups of the L-iduronate 2-sulfate units of dermatan sulfate, heparan sulfate and heparin.

E.C.: 3.1.6.13

Package: 20 ug, 100 ug, 1 mg

Explanation: Trichoplusia ni, High Five(baculovirus)-derived human Iduronate 2-Sulfatase/IDS protein.

Definition: Measured by its ability to hydrolyze the substrate 4-Nitrocatechol Sulfate (PNCS) under the described conditions.

GE-2106 N-Acetylgalactosamine-6-Sulfatase (GALNS)

Hydrolysis of the 6-sulfate groups of the N-acetyl-D-galactosamine 6-sulfate units of chondroitin sulfate and of the D-galactose 6-sulfate units of keratan sulfate.

E.C.: 3.1.6.4

Package: 20 ug, 100 ug, 1 mg

Explanation: Trichoplusia ni, High Five(baculovirus)-derived human N-Acetylgalactosamine-6-Sulfatase/GALNS protein.

Definition: Measured by its ability to hydrolyze the substrate 4-Nitrocatechol Sulfate (PNCS) under the described conditions.

GE-2107 Sulfamidase (SGSH)

$H_2O + N\text{-sulfo-D-glucosamine} = D\text{-glucosamine} + \text{sulfate}$

E.C.: 3.10.1.1

Package: 20 ug, 100 ug, 1 mg

Explanation: Trichoplusia ni, High Five(baculovirus)-derived human Sulfamidase/SGSH protein.

Define: Measured by its ability to hydrolyze the substrate 4-Nitrocatechol Sulfate (PNCS) under the described conditions.

